

Disney
THE
BFG


SPOT THE DIFFERENCES

Find 5 differences between the pictures below




1) Head turned on figure in chair. 2) Ring on center giant's finger. 3) Smile on back center giant. 4) Water missing from mill. 5) Arm band on thin middle giant.

IN CINEMAS JULY 1

ANSWERS 

Disney
THE
BFG

GIANT COUNTRY MAZE



IN CINEMAS JULY 1

Disney
THE
BFG



Gobblefunk Word Search

Gobblefunk is the language created by Roald Dahl to give the BFG his unique voice. It is comprised of silly words that are similar to words found in the English language and are used when ordinary words just won't do.

The filmmakers were initially concerned that the words would make the characters' dialogue too confusing for the audience to understand. "We didn't want it to stop people from listening and trying to understand a line of dialogue because they just didn't get it," explains executive producer Kathleen Kennedy, "But after hearing how Mark Rylance spoke it, we all wanted more."

The actor wanted more of the language as well, and he wanted to repeat the words so that they actually became part of his character's strict vernacular. "He wasn't just pulling things out of his hat," says Rylance. "The BFG has words that he uses for certain things and he repeats them in his life."

See if you can find all 12 of the listed Gobblefunk words hidden in the letter mix below:

- CHIDLERS** » *Children*
- DELUMPTIOUS** » *Delicious*
- FIGGLERS** » *Fingers*
- GIGGLER** » *Little Girls*
- PHIZZWIZARDS** » *Happy Dreams*
- RUMMYTOT** » *Nonsense*
- SKUMPING** » *Worried*
- SPLITZWIGGLED** » *Caught*
- TROGGLEHUMPER** » *Nightmare*
- WHIFFLING** » *Heading Off*
- WHIZZPOPPER** » *Fart*
- WHOPSEY** » *A Little Bit*

D	K	W	T	T	D	V	C	S	O	D	S	W	R	A
Q	E	M	H	P	O	H	F	R	Q	D	Z	H	E	S
B	U	L	Q	I	I	T	E	M	R	W	F	I	P	A
Q	U	N	G	D	Z	L	Y	A	C	U	F	F	M	G
Q	T	A	L	G	G	Z	Z	M	I	B	K	F	U	N
L	C	E	A	G	I	I	P	F	M	F	H	L	H	I
B	R	G	I	T	W	W	B	O	A	U	A	I	E	P
S	D	G	J	Z	W	D	Z	W	P	C	R	N	L	M
H	O	V	Z	X	C	Q	K	T	Y	P	B	G	G	U
U	Z	I	S	R	E	L	G	G	I	F	E	F	G	K
W	H	O	P	S	E	Y	C	D	T	L	S	R	O	S
P	N	P	N	H	O	E	W	I	J	I	P	V	R	D
D	E	L	U	M	P	T	I	O	U	S	X	S	T	Z
L	B	K	H	Q	K	U	A	Q	Z	U	E	E	R	R
M	L	M	W	S	W	I	H	R	I	V	J	A	S	Q

IN CINEMAS JULY 1



Print & Share

Gobblefunk Bookmarks



HOW TO MAKE YOUR GOBBLEFUNK BOOKMARKS:

YOU WILL NEED:

- Card Stock
- Scissors
- Hole Punch
- Ribbon

DIRECTIONS: Step 1: Print each page on heavy card stock paper, then fold each page in the center at the indicated fold line. Step 2: Have an adult help you cut the folded bookmark along the edge at the indicated area. (you can add a piece of colored construction paper in the center to make the bookmark more rigid) Glue the two sides of each bookmark together and let dry. Step 3: Punch a hole at the indicated area for ribbon or string. Place the string and tie securely.

IN CINEMAS JULY 1

1

FOLD



2



CUT

Gobblefunk Language

CHIDLERS

» *Children*

DELUMPTIOUS

» *Delicious*

FIGGLERS

» *Fingers*

GIGGLER

» *Little Girls*

PHIZZWIZARDS

» *Happy Dreams*

RUMMYTOT

» *Nonsense*

SKUMPING

» *Worried*

SPLITZWIGGLED

» *Caught*

TROGGLEHUMPER

» *Nightmare*

WHIFFLING

» *Heading Off*

WHIZZPOPPER

» *Fart*

WHOPSEY

» *A Little Bit*

© 2016 Disney

© 2016 Disney

3

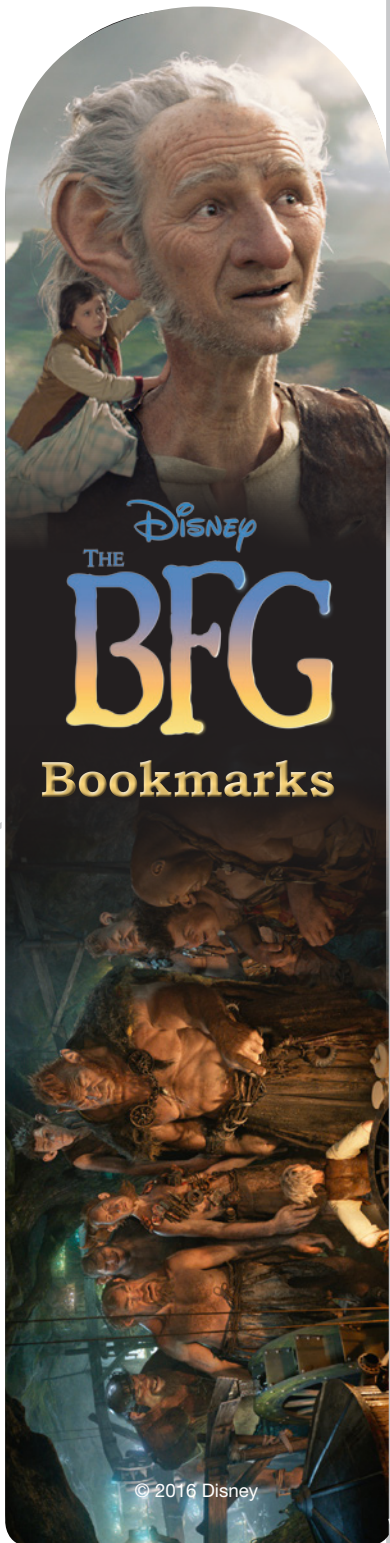
GLUE TOGETHER AND LET DRY

4

PUNCH HOLE, ADD RIBBON

1

FOLD



2

CUT

Gobblefunk Language

CHIDLERS

» *Children*

DELUMPTIOUS

» *Delicious*

FIGGLERS

» *Fingers*

GIGGLER

» *Little Girls*

PHIZZWIZARDS

» *Happy Dreams*

RUMMYTOT

» *Nonsense*

SKUMPING

» *Worried*

SPLITZWIGGLED

» *Caught*

TROGGLEHUMPER

» *Nightmare*

WHIFFLING

» *Heading Off*

WHIZZPOPPER

» *Fart*

WHOPSEY

» *A Little Bit*

© 2016 Disney

© 2016 Disney

3

GLUE TOGETHER AND LET DRY

4

PUNCH HOLE, ADD RIBBON

1

FOLD



© 2016 Disney

2

CUT 

Gobblefunk Language

CHIDLERS

» *Children*

DELUMPTIOUS

» *Delicious*

FIGGLERS

» *Fingers*

GIGGLER

» *Little Girls*

PHIZZWIZARDS

» *Happy Dreams*

RUMMYTOT

» *Nonsense*

SKUMPING

» *Worried*

SPLITZWIGGLED

» *Caught*

TROGGLEHUMPER

» *Nightmare*

WHIFFLING

» *Heading Off*

WHIZZPOPPER

» *Fart*

WHOPSEY

» *A Little Bit*

© 2016 Disney

3

GLUE TOGETHER AND LET DRY

4

PUNCH HOLE, ADD RIBBON

1

FOLD



2

CUT

Gobblefunk Language

CHIDLERS

» *Children*

DELUMPTIOUS

» *Delicious*

FIGGLERS

» *Fingers*

GIGGLER

» *Little Girls*

PHIZZWIZARDS

» *Happy Dreams*

RUMMYTOT

» *Nonsense*

SKUMPING

» *Worried*

SPLITZWIGGLED

» *Caught*

TROGGLEHUMPER

» *Nightmare*

WHIFFLING

» *Heading Off*

WHIZZPOPPER

» *Fart*

WHOPSEY

» *A Little Bit*

© 2016 Disney

© 2016 Disney

3

GLUE TOGETHER AND LET DRY

4


PUNCH HOLE, ADD RIBBON

Disney
THE
BFG



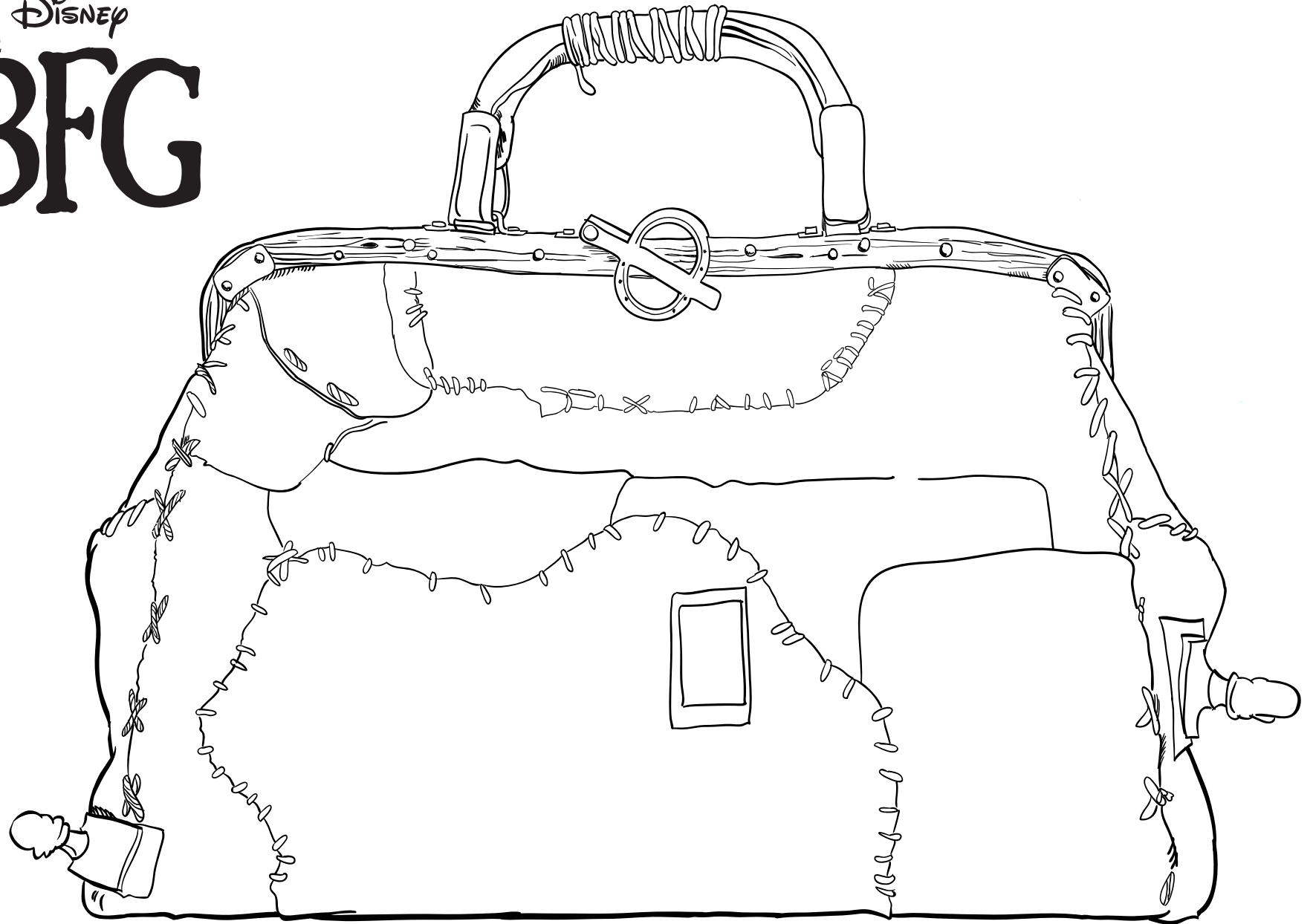
IN CINEMAS JULY 1

Disney
THE
BFG



IN CINEMAS JULY 1

Disney
THE
BFG



IN CINEMAS JULY 1

Disney
THE
BFG

DREAM TREE

*Put your coloring skills to the test by coloring
in this night scene from Disney's The BFG*



IN CINEMAS JULY 1

Disney
THE
BFG

NIGHT SCENE

*Put your creative skills to the test by coloring
in this night scene from Disney's The BFG*



IN CINEMAS JULY 1