



Disney **THE JUNGLE BOOK**

On Digital HD &  Disney Movies Anywhere August 23

On Blu-ray™ August 30

Disney.com/JungleBook

ACTIVITY PACKET

Created in partnership with the  Disney Nature Educational Team


Disney THE JUNGLE BOOK

On Digital HD & Disney Movies Anywhere August 23
On Blu-ray™ August 30

Based on Rudyard Kipling's timeless stories, inspired by Disney's classic animated film, and directed by Jon Favreau, **The Jungle Book** is an all-new live-action epic adventure about a man-cub named Mowgli who's been raised by a family of wolves. Mowgli finds he is no longer welcome in the jungle when the fearsome tiger, Shere Khan, who bears the scars of Man, promises to eliminate what he sees as a threat. Urged to abandon the only home he's ever known, Mowgli embarks on a captivating journey of self-discovery, guided by panther-turned-stern mentor, Bagheera, and the free-spirited bear, Baloo. Along the way, Mowgli encounters jungle creatures that don't exactly have his best interests at

heart, including Kaa, a python whose seductive voice and gaze hypnotizes the man-cub, and the smooth-talking King Louie, who tries to coerce Mowgli into giving up the secret to the elusive and deadly red flower: fire.

The Jungle Book seamlessly blends live-action with photorealistic CGI animals and environments, using up-to-the-minute technology and storytelling techniques to immerse audiences in an enchanting and lush world. With screenplay by Justin Marks, produced by Jon Favreau and Brigham Taylor. Mysterious and dense jungles exist all over the world. They're full of rich vegetation, curious creatures and precious natural resources that inspire adventurous stories. Discover the magic of nature as you step into the tropical wilderness of Mowgli's home to explore the dynamic harmony and tension of the jungle and its inhabitants.



PARENTAL GUIDANCE SUGGESTED
PG SOME SEQUENCES OF SCARY ACTION AND PERIL
Some Material May Not Be Suitable for Children

Contents

Activity 1: Animal Adventure.....	3
Activity 2: Animal Leaf Art.....	4
Activity 3: Matching Memory Challenge.....	5
Activity 4: The Jungle Book Grid.....	6
Activity 5: Seek and Find.....	7
Answer Key.....	8

Content provided by education experts at Disney's Animals, Science and Environment

ACKNOWLEDGEMENTS

The Walt Disney Studios would like to thank the amazing teams that came together to develop **The Jungle Book** Glossary, Educator's Guide and Family Activities. It was created with great care, collaboration and the talent and the hard work of many incredible individuals.

A special thank you to Dr. Jackie Ogden and her team at Disney's Animal Kingdom: Animals, Science & Environment. These materials would not have happened without the diligence and dedication of Allyson Atkins and Kyle Huetter who worked side-by-side with the scientists and educators to help create these compelling lessons and activities. A special thanks to Dr. Mark Penning and his team of animal experts for sharing all of their knowledge and insuring the accuracy of the information. A big thank you to Claire J. Welch for writing the wonderful glossary, Rachel Woodworth for her great work on the activity sheets, and Dr. Jill Mellen, Dr. Anne Savage, Laurie Warfield and Hannah O'Malley for advising and reviewing all of the materials. Thank you also to Dr. Beth Stevens, Kim Sams and Claire Martin for their leadership. The interdisciplinary and holistic approach to this guide could not have happened without the special talents of Dr. Linda Labbo, Professor Emeritus at The University of Georgia. Additionally, thank you to the amazing work of our director and producer Jon Favreau for making a beautiful movie that pushes the boundaries of technology and his support of the development of the education materials. Additional thanks to screenwriter Justin Marks and co-producer Brigham Taylor. Lastly, thank you to The Walt Disney Studios Samantha Rosenberg and Tyler Christian for their unwavering support of this project.

Dr. Lizabeth Fogel
Director of Education, The Walt Disney Studios

Disney.com/TheJungleBook

Create A New Animal Adventure

What kind of adventures will your animal friends experience?

The Jungle Book is an epic adventure about Mowgli, a young boy who encounters a variety of jungle animals throughout his life's journey. Imagine your own animal-accompanied story by performing a shadow hand puppet play for your family and friends. The story is in your hands!

To create your animal hand puppets you will need a flat surface, such as a wall, as your stage and a light to shine on your hand to cast a shadow. You can even venture outside and set the scene with a natural back drop! Don't forget to set up in the darkest place possible so that your shadow puppets will be well-defined.

PANTHER




CROCODILE



WOLF



BIRD



BEAR



ELEPHANT



Disney **THE JUNGLE BOOK**

On Digital HD & Disney Movies Anywhere August 23
On Blu-ray™ August 30

Content provided by education experts at Disney's Animals, Science and Environment

Disney.com/TheJungleBook 3

Create Your Own Animal Leaf Art

Use your imagination and inspiration from the plant and animal life found in your backyard or a nearby park to create your own animal leaf art! Step outdoors and collect fallen leaves or other natural items to create unique nature art work to share with your friends and family. You can even involve them in creating an original animal story with your leaf characters!

Instructions


- 1) Grab a reusable bag and go on a leaf collecting adventure!
- 2) Press leaves under a heavy book for at least half an hour.
- 3) Arrange leaves in the shape of your animal. Use different leaf shapes and colors to add more detail!
- 4) Carefully glue your animal leaf body in place on construction paper.
- 5) Glue smaller leaves and other natural items to add details to your animal. For example, you might want to add eyes, nose, a beak or antennae!
- 6) Once you've finished gluing your animal, cover your leaf animal with another sheet of construction paper. Place a heavy book on top so it can dry flat.
- 7) After the glue is dry, use the back side of your paper to craft a story about your special creature. Does it have a name? Where does it live and what is its favorite food? Describe one of your animal's adventures!
- 8) Share your animal's adventure with your friends and family. Invite them to create their own so they can join the adventure with you!

SUPPLIES:

- Leaves and other natural items such as twigs, pine cones, bark, or pebbles
- Colored construction paper, recycled or repurposed if you can
- Reusable bag
- Glue stick
- Scissors
- Heavy book

NATURE NOTE:

Avoid picking items from living plants and instead look for already fallen leaves, twigs, etc.



Disney **THE JUNGLE BOOK**

On Digital HD &  Disney Movies Anywhere August 23
On Blu-ray™ August 30

Content provided by education experts at Disney's Animals, Science and Environment

Disney.com/TheJungleBook 4

The Jungle Book Matching Memory Challenge

Cut out the square fact and animal cards. Turn over the cards so they are facing down and mix them up. Flip two cards over at a time and try to match the correct animal card with its fact card. If the two cards do not match, flip them back over and try two new cards. If the cards do match leave them face up. Play until you can match them all!



I may have poor eyesight, but I use my tongue to help me smell prey when slithering to find food.

I am a lone hunter and use my whiskers to help guide me through my dark, forested habitat.

When I feel threatened, I can roll myself into a ball in order to escape a predator.


I use my strong claws as tools while scratching and digging to find termites, ants and other insects to eat.

Although I have a dark black coat of fur, you can see I have spots if the light hits me just right.

I am the largest of all land mammals and can eat up to 300 pounds of food per day.

My horn is made out of the same material found in human hair and nails — keratin!

I am known for my distinctive howl that helps me communicate with my pack.



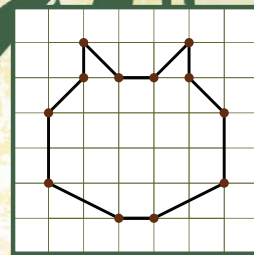
Disney **THE JUNGLE BOOK**

On Digital HD & Disney Movies **Anywhere** August 23
On Blu-ray™ August 30

Content provided by education experts at Disney's Animals, Science and Environment


Disney.com/TheJungleBook 5

Uncovering The Jungle Book Grid

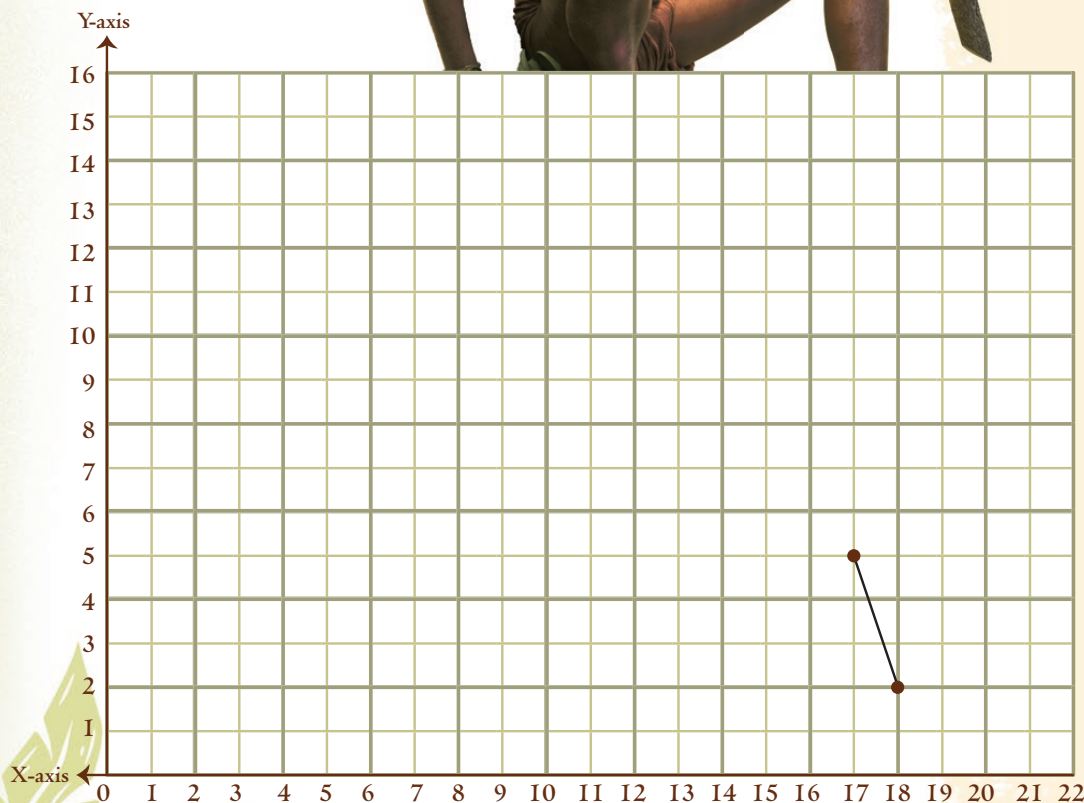


example

Artists that worked on *The Jungle Book* seamlessly blended live-action with photorealistic CGI animals and environments, using up-to-the-minute technology to immerse audiences in an enchanting and lush world. Tap into your inner artist by following the steps below and create an animal character straight out of *The Jungle Book*. Use the coordinates to plot the points on the grid below.



- 1) Take the first number in the parentheses and find that number on the line that runs horizontally across the page, the x-axis, and place your finger on the number so you do not lose it.
- 2) Take the second number in the parentheses separated by a comma and find it on line that runs vertically up and down. This line is called the y-axis.
- 3) Slide your two fingers together and mark the point where they meet. The first two coordinates are plotted as an example.
- 4) Draw a line to connect your points one coordinate at a time to reveal a character from *The Jungle Book*!



Start

(X,Y)	(10, 7)	(7, 15)
(18, 2)	(7, 5)	(13, 14)
(17, 5)	(6, 3)	(14, 15)
(17, 8)	(6, 2)	(17, 15)
(16, 8)	(7, 1)	(18, 14)
(15, 9)	(2, 1)	(19, 12)
(13, 7)	(3, 3)	(19, 11)
(14, 2)	(3, 5)	(18, 5)
(15, 1)	(2, 8)	(19, 3)
(10, 1)	(2, 11)	(18, 2)
(11, 3)	(4, 14)	

End

Start

(X,Y)	(X,Y)	(X,Y)
(2, 11)	(17, 8)	(18.5, 9)
(1, 8)	(22, 8)	(21, 9)
(1, 9)	(21, 7)	(20, 8)
(2, 11)	(17, 7)	(18.25, 8)
	(17, 8)	(18.5, 9)

End

Start

(X,Y)	(X,Y)	(X,Y)
(2, 11)	(17, 8)	(18.5, 9)
(1, 8)	(22, 8)	(21, 9)
(1, 9)	(21, 7)	(20, 8)
(2, 11)	(17, 7)	(18.25, 8)
	(17, 8)	(18.5, 9)

End

End

Disney THE JUNGLE BOOK

On Digital HD & Disney Movies Anywhere August 23
On Blu-ray™ August 30

Content provided by education experts at Disney's Animals, Science and Environment

Disney.com/TheJungleBook 6

The Jungle Book Seek and Find

Disney **THE JUNGLE BOOK**

On Digital HD & Disney Movies Anywhere August 23
On Blu-ray August 30

Many animals in the wild rely on camouflage to conceal themselves from prey or predators. Camouflage helps an animal blend in with their surrounding environment. Most of the characters in *The Jungle Book*, rely on camouflage to conceal themselves from others. The outward appearances of the characters help them to better blend in with the dark, dense jungle habitat.

Using your observational skills can you pick out six of *The Jungle Book* characters that are camouflaged to their background? *Hint: Don't forget to search high and low!*



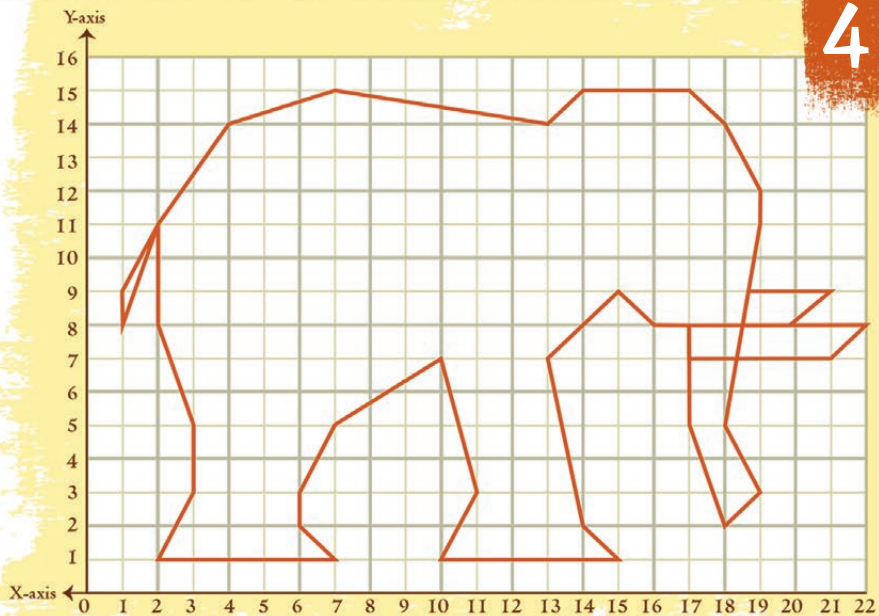
Content provided by education experts
at Disney's Animals, Science and Environment

Disney.com/TheJungleBook 7

Answer Key

3

- The Python uses its tongue to find food.
- The Tiger is guided by its whiskers.
- The Pangolin rolls itself into a ball.
- The Bear uses its claws to find food.
- The Panther has spots in its black fur.
- The Elephant can eat up to 300 pounds
- The Rhino's horn is made out of keratin.
- The Wolf is known for its howl.



4



5



3

4

- 1 – Kaa
- 2 – Baloo
- 3 – King Louie
- 4 – Shere Khan
- 5 – Raksha
- 6 – Bagheera



5

6

Disney THE JUNGLE BOOK

On Digital HD & Disney Movies Anywhere August 23
On Blu-ray™ August 30

Content provided by education experts at Disney's Animals, Science and Environment

Disney.com/TheJungleBook 8