




Coloring Sheet




Comet

 **SCHOLASTIC**
www.scholastic.com/astroblast



Coloring Sheet




Glorpian





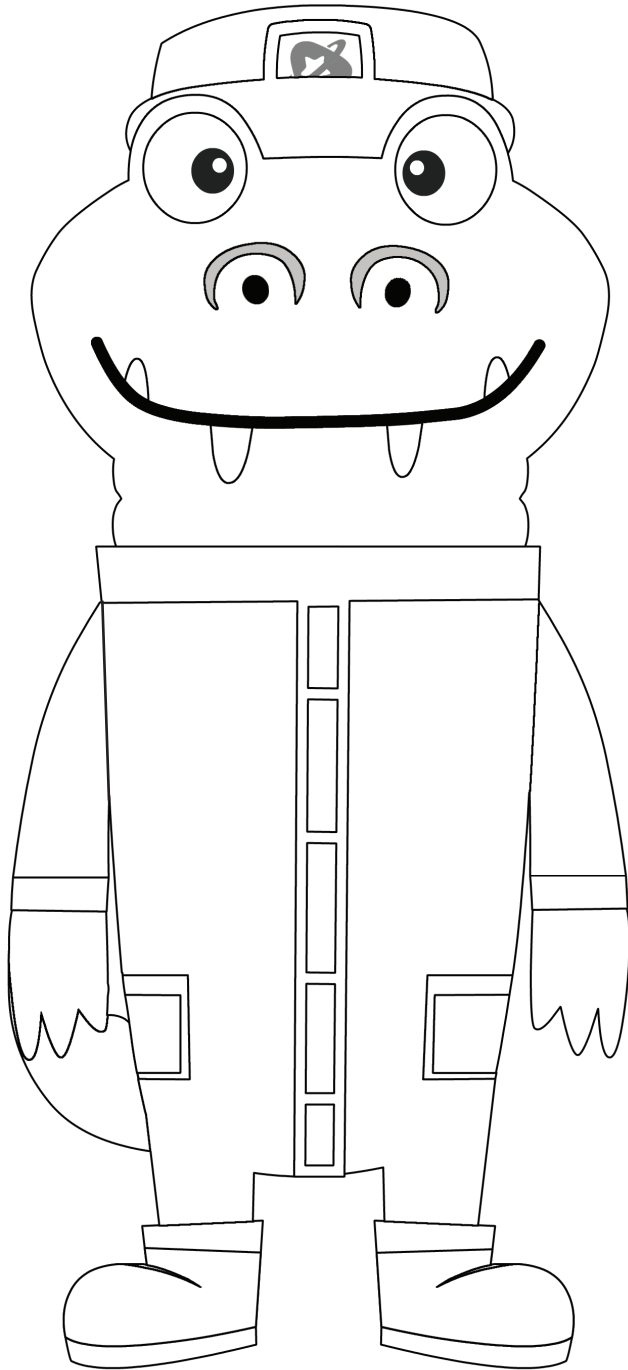
Coloring Sheet



Halley




Coloring Sheet



Jet



Coloring Sheet




Lord Quanj





Coloring Sheet




Pingo Pongian






Coloring Sheet



Radar




Coloring Sheet



Sal




Coloring Sheet



Sputnik



Coloring Sheet




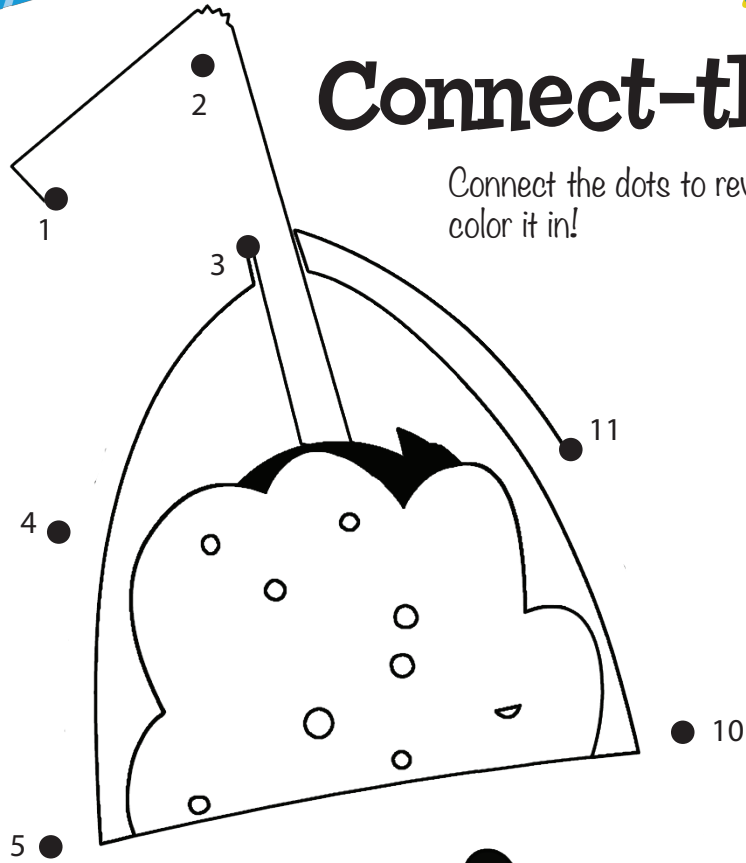
Outer Varuvian





Connect-the-Dots

Connect the dots to reveal the picture! Then, color it in!



www.scholastic.com/astroblast

Door Hanger

Hang this intergalactic sign on your child's bedroom door to show off their Space Recruit credentials!

WHAT YOU'LL NEED:

- Scissors
- Glue
- Cardboard (e.g. cereal box or gift box)
- Hole Puncher
- Yarn or String

INSTRUCTIONS:

1. Print out this page on your color printer.
2. Using scissors, cut along the dotted lines.
3. Glue the doorknob hanger to a piece of the cardboard and then cut off the excess cardboard.
4. Using a hole puncher, cut through circles at the top.
5. Thread the yarn or other string through the holes and tie a knot.
6. Hang the sign on your child's door!






Space is never lonely with
Friends

We treat our **friends** with kindness and respect.
The word **friends** starts with an **f**. Try writing some **f**'s here:

A handwriting practice line consisting of a solid top line, a dashed middle line, and a solid bottom line. Two dotted lowercase 'f' characters are placed on the line for tracing.



Color the Picture








www.scholastic.com/astroblast



Outer Space Friends Stickers



Create these fun stickers! Simply print this sheet on sticker paper for your printer. Sticker paper can be found at most office supply or craft stores. After printing, cut each sticker out for your child to enjoy!





Pajama Party Stickers

Create these fun stickers! Simply print this sheet on sticker paper for your printer. Sticker paper can be found at most office supply or craft stores. After printing, cut each sticker out for your child to enjoy!

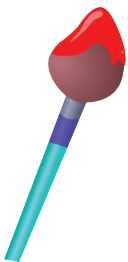




www.scholastic.com/astroblast



Picture Match

Draw a line from an item on the left to its matching item on the right.





















Reach for the Stars!

By believing in themselves and in each other,
the Astroblast team can achieve anything just like you!



Color each star with an uppercase letter in green.
Color each star with a lowercase letter in blue.



www.scholastic.com/astroblast



Smart-Fuel Your Body

Food gives our bodies energy to walk, play, and travel to different planets! That's why it's important smart-fuel our bodies with healthy, fruits, and vegetables.

Can you tell which are fruits and which are vegetables from the pictures below?

Draw a circle ○ around the fruits.

Draw a square □ around the vegetables.



Banana




Apple



Carrot



Lettuce



Grapes



Broccoli



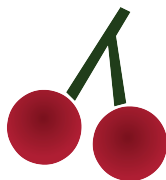
Strawberry



Watermelon




Oranges



Cherry



Asparagus




Tomato




www.scholastic.com/astroblast

Smoothie Maker


Have your child create a smoothie all their own! Print both pages of this activity, and then cut out the fruit ingredients on the first page. Ask your child to select four ingredients for their smoothie and glue the items onto the squares on the smoothie cup on the second page. Lastly, ask your child to name their smoothie creation and write it in the space provided.



Banana




Apple




Plum




Lemon




Grapes




Blueberry




Strawberry




Watermelon




Oranges



Cherry



Pear

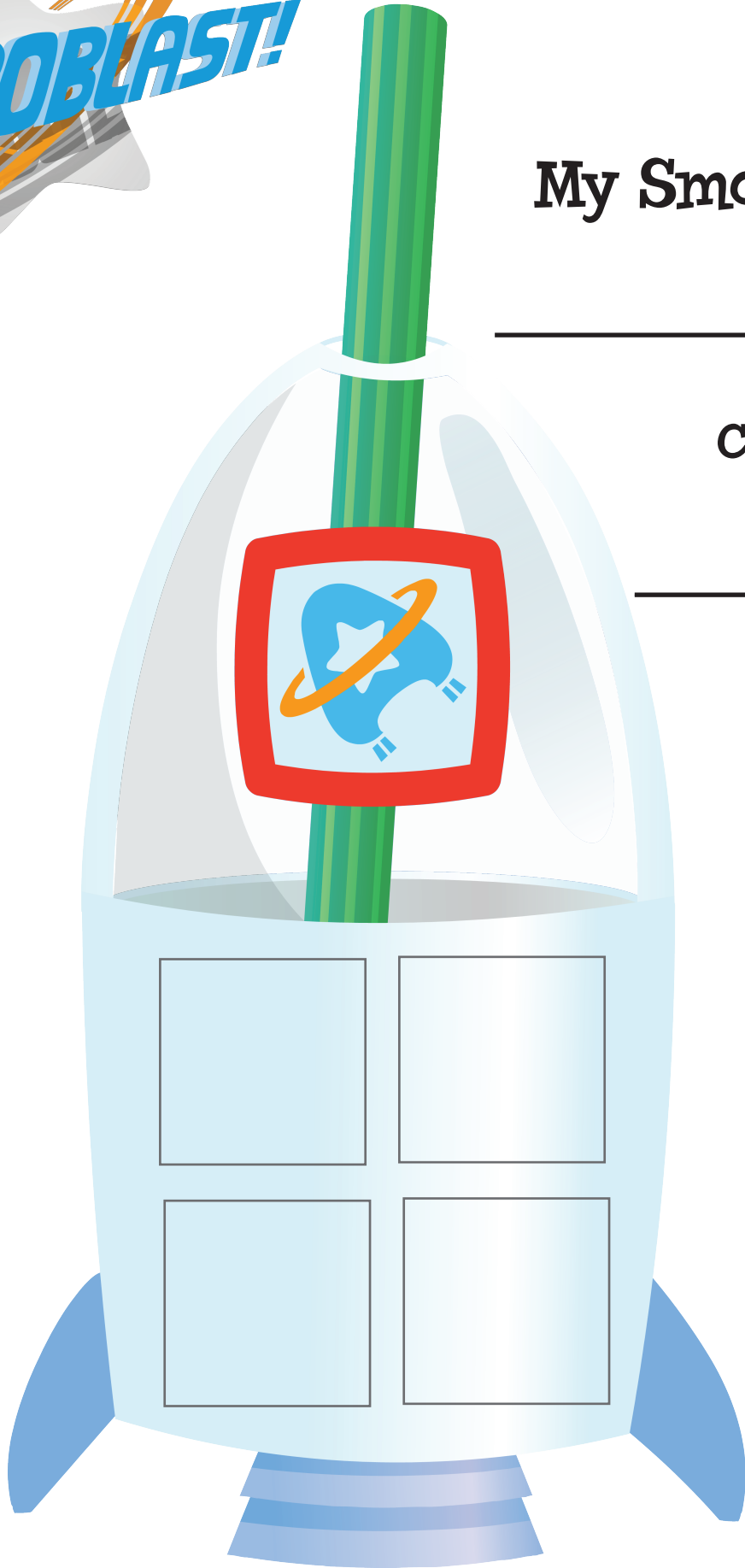


Peach



My Smoothie is

Created by:



ASTROBLAST!

As
seen
on

Sprout




 SCHOLASTIC

scholastic.com/astroblast



Space Maze

Help Comet get to the Astroblast Space Station!



ASTROBLAST!

As
seen
on
Sprout



 **SCHOLASTIC**
scholastic.com/astroblast



Spot the Difference

Can you find the three differences between these two pictures?

1



2



 **SCHOLASTIC**
www.scholastic.com/astroblast



Spot the Difference

Can you find the three differences between these two pictures?

1



2





Great Games

for Kids 3-7



See all our games below.

