


## Raw Produce

### *Selecting and Serving it Safely*



*As you enjoy fresh produce, follow these safe handling tips to help protect yourself and your family.*

Fruits and vegetables are an important part of a healthy diet. Your local markets carry a wide variety of nutritious fresh fruits and vegetables. However, harmful bacteria that may be in the soil or water where produce grows can come in contact with fruits and vegetables and contaminate them. Fresh produce may also become contaminated after it is harvested, such as during storage or preparation.

Eating contaminated produce can lead to foodborne illness, often called “food poisoning.” So as you enjoy fresh produce, follow these safe handling tips to help protect yourself and your family.

### Buy Right

**You can help keep produce safe by making wise buying decisions.**

- Choose produce that is not bruised or damaged.
- When buying pre-cut, bagged or packaged produce — such as half of a watermelon or bagged salad greens — choose only those items that are refrigerated or surrounded by ice.
- Bag fresh fruits and vegetables separately from raw meat, poultry, and seafood when packing them to take home from the market.



### Store Properly

**Proper storage of fresh produce can affect both quality and safety.**

- Store perishable fresh fruits and vegetables (like strawberries, lettuce, herbs, and mushrooms) in a clean refrigerator at a temperature of 40° F or below. Use a refrigerator thermometer to check! If you're not sure whether an item should be refrigerated to keep its quality, ask your grocer.
- Refrigerate all produce that is purchased pre-cut or packaged.



## Separate for Safety

**Keep fruits and vegetables that will be eaten raw separate from raw meat, poultry, and seafood — and from kitchen utensils used for those products.**

- Wash cutting boards, dishes, utensils, and countertops with soap and hot water between preparing raw meat, poultry, and seafood and preparing produce that will not be cooked.
- If possible, use one cutting board for fresh produce and a separate one for raw meat, poultry, and seafood.
- If you use plastic or other non-porous cutting boards, run them through the dishwasher after use.



## Prepare Safely

**When preparing any fresh produce, begin with clean hands. Wash your hands for at least 20 seconds with soap and warm water before and after preparation.**

- Cut away any damaged or bruised areas on fresh fruits and vegetables before preparing and/or eating. Throw away any produce that looks rotten.
- Wash all produce thoroughly under running water before preparing and/or eating, including produce grown at home or bought from a grocery store or farmers' market. Washing fruits and vegetables with soap, detergent, or commercial produce wash is *not* recommended.
- Even if you do not plan to eat the skin, it is still important to wash produce first so dirt and bacteria are not transferred from the surface when peeling or cutting produce.
- Scrub firm produce, such as melons and cucumbers, with a clean produce brush.
- After washing, dry produce with a clean cloth towel or paper towel to further reduce bacteria that may be present on the surface.



## What About Pre-Washed Produce?

Many pre-cut, bagged, or packaged produce items are pre-washed and ready-to-eat. If so, it will be stated on the packaging, and you can use the produce without further washing.

If you choose to wash produce marked as “pre-washed” or “ready-to-eat,” be sure that it does not come in contact with unclean surfaces or utensils. This will help to avoid cross contamination.





## Sprouts: What You Should Know

Like any fresh produce that is consumed raw or lightly cooked, sprouts that are served on salads, wraps, sandwiches, and in some Asian food may contain bacteria that can cause foodborne illness. But unlike other fresh produce, sprouts are grown from seeds and beans under warm and humid conditions. These conditions are also ideal for the growth of bacteria, including *Salmonella*, *Listeria*, and *E. coli*. If just a few harmful bacteria are present in or on the seed, the bacteria can grow to high levels during sprouting, even if you are growing your own sprouts under sanitary conditions at home.

Children, older adults, pregnant women, and people with weakened immune systems (such as transplant patients and individuals with HIV/AIDS, cancer, or diabetes) should avoid eating raw or lightly cooked sprouts of any kind (including onion, alfalfa, clover, radish, and mung bean sprouts). When eating out, you can ask that raw sprouts not be added to your food. If you purchase a sandwich or salad at a restaurant or delicatessen, check to make sure that raw sprouts have not been added.

What can consumers do to reduce the risk of illness if they want to eat sprouts?

- Wash sprouts thoroughly under running water before eating or cooking. Washing may reduce bacteria that may be present, but it will not eliminate it.
- Cook sprouts thoroughly. Cooking kills harmful bacteria and reduces the risk of illness.



## About Foodborne Illness

### Know the Symptoms

Consuming dangerous foodborne bacteria will usually cause illness within 1 to 3 days of eating the contaminated food. However, sickness can also occur within 20 minutes or up to 6 weeks later. Although most people will recover from a foodborne illness within a short period of time, some can develop chronic, severe, or even life-threatening health problems.

Foodborne illness can sometimes be confused with other illnesses that have similar symptoms. The symptoms of foodborne illness can include:


- Vomiting, diarrhea, and abdominal pain
- Flu-like symptoms, such as fever, headache, and body ache

### Take Action

If you think that you or a family member has a foodborne illness, **contact your healthcare provider immediately**. Also, **report** the suspected foodborne illness to FDA in either of these ways:






- Contact the Consumer Complaint Coordinator in your area. Locate a coordinator here: <http://www.fda.gov/Safety/ReportaProblem/ConsumerComplaintCoordinators>
- Contact MedWatch, FDA's Safety Information and Adverse Event Reporting Program:  
**By Phone: 1-800-FDA-1088**  
**Online:** File a voluntary report at <http://www.fda.gov/medwatch>

## Safe Food Handling: Four Simple Steps







### CLEAN

#### Wash hands and surfaces often

-  Wash your hands with warm water and soap for at least 20 seconds before and after handling food and after using the bathroom, changing diapers, and handling pets.
-  Wash your cutting boards, dishes, utensils, and counter tops with hot soapy water after preparing each food item.
-  Consider using paper towels to clean up kitchen surfaces. If you use cloth towels, launder them often in the hot cycle.
-  Rinse fresh fruits and vegetables under running tap water, including those with skins and rinds that are not eaten. Scrub firm produce with a clean produce brush.
-  With canned goods, remember to clean lids before opening.





### COOK

#### Cook to the right temperature

-  Color and texture are unreliable indicators of safety. Using a food thermometer is the only way to ensure the safety of meat, poultry, seafood, and egg products for all cooking methods. These foods must be cooked to a safe minimum internal temperature to destroy any harmful bacteria.
-  Cook eggs until the yolk and white are firm. Only use recipes in which eggs are cooked or heated thoroughly.
-  When cooking in a microwave oven, cover food, stir, and rotate for even cooking. If there is no turntable, rotate the dish by hand once or twice during cooking. Always allow standing time, which completes the cooking, before checking the internal temperature with a food thermometer.
-  Bring sauces, soups and gravy to a boil when reheating.






### SEPARATE

#### Separate raw meats from other foods

-  Separate raw meat, poultry, seafood, and eggs from other foods in your grocery shopping cart, grocery bags, and refrigerator.
-  Use one cutting board for fresh produce and a separate one for raw meat, poultry, and seafood.
-  Never place cooked food on a plate that previously held raw meat, poultry, seafood, or eggs unless the plate has been washed in hot, soapy water.
-  Don't reuse marinades used on raw foods unless you bring them to a boil first.

### CHILL

#### Refrigerate foods promptly

-  Use an appliance thermometer to be sure the temperature is consistently 40° F or below and the freezer temperature is 0° F or below.
-  Refrigerate or freeze meat, poultry, eggs, seafood, and other perishables within 2 hours of cooking or purchasing. Refrigerate within 1 hour if the temperature outside is above 90° F.
-  Never thaw food at room temperature, such as on the counter top. There are three safe ways to defrost food: in the refrigerator, in cold water, and in the microwave. Food thawed in cold water or in the microwave should be cooked immediately.
-  Always marinate food in the refrigerator.
-  Divide large amounts of leftovers into shallow containers for quicker cooling in the refrigerator.