



COOL STUFF FOR THE SCHOOL BUS!

WAITING FOR THE BUS

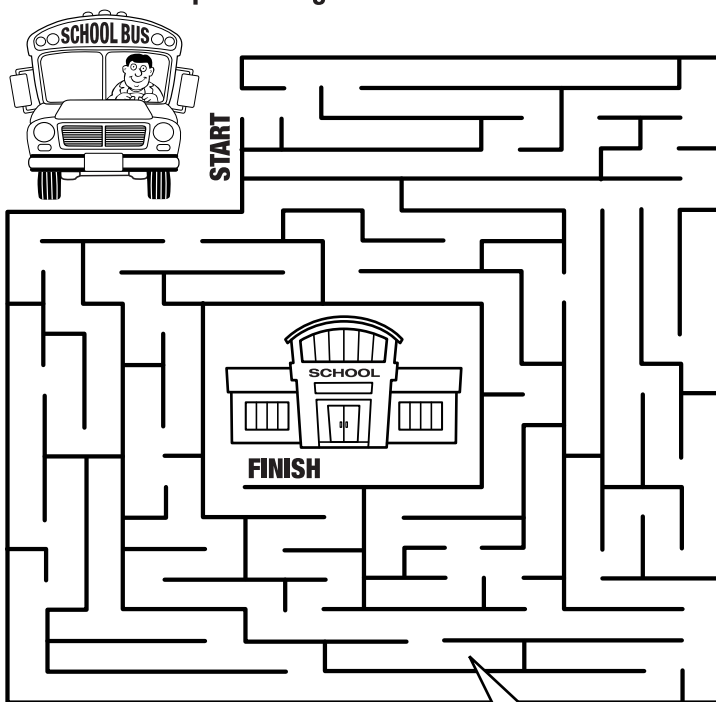
Spot 5 differences between the pictures!



When waiting for a bus: Wait patiently, stand back from road, and no running around or rowdy behavior.

ON THE BUS

Help the bus get to school on time!




When on the bus: Stay seated, listen to the bus driver and use quiet voices.

LEAVING THE BUS AND CROSSING

Connect dots and learn how to exit the bus and cross safely.

Take five big steps out from the bus.

Wait for driver to signal it's safe to cross.



Look both ways as you cross.

GET SCHOOLED, PARENTS!

Review these important bus safety tips.

- Teach and demonstrate safe crossing.
- Reinforce good behaviors when waiting for and riding on the bus.
- When driving: You must stop for buses when red lights are flashing – and stay back.
- Remember, children are exiting the bus when the stop arm is extended and red lights are flashing.

