

Construction

SAFETY

ACTIVITY BOOK



Metro[®]

Crenshaw/LAX Transit Corridor



METRO CONSTRUCTION IS UNDERWAY!

Did you know Metro is building a new light rail train line called the Crenshaw/LAX Transit Corridor?

- > Metro places the highest priority on construction safety throughout the Crenshaw/LAX Transit Corridor.
- > Please review each of the following pages with your child to help them understand the dangers of construction zones and the importance of practicing safe behavior.
- > *Make sure they know that construction zones are not playgrounds.*
- > The light rail train will travel 8.5 miles from the Metro Exposition Station at Crenshaw and Exposition Boulevards to the Metro Green Line Aviation/LAX Station.
- > The construction of the light rail train line will be completed in 2019.

This Activity Book Belongs To:

My school's name: _____

My teacher's name: _____

My presenter's name: _____

My notes about Crenshaw/LAX
Transit Corridor construction:




Construction zones are any location where active construction is underway and where construction equipment is stored.



This book will show you how to stay safe around construction zones.

Construction Safety Tips

Watch out!
I rock
and roll.



10 CONSTRUCTION SAFETY TIPS YOU NEED TO KNOW

- > Do not walk, run, ride or play in a construction area or around construction equipment, dirt piles or work areas.
- > Always walk on the sidewalk or designated walkway.
- > Watch for sidewalk closure signs and remain alert to posted notices of temporary walkways.
- > To avoid distractions, do not use cell phones, headphones, video games or other hand held devices in construction zones. Staying alert to your surroundings reduces the likelihood of an incident.
- > Avoid going near a construction zone whenever possible. Heavy machinery and debris can be hazardous.
- > Stop, look and listen for construction vehicles like bulldozers and dump trucks. Dust can impede your vision.
- > See and be seen. Cross only at intersections and make eye contact with drivers of construction vehicles. You are smaller than most pieces of equipment and they may not see you.
- > Slow down and follow signs that tell you where to walk, skateboard or bicycle.
- > Be aware of your surroundings and falling objects in construction zones, even if they are not directly overhead. Wind can blow them in your direction.
- > Obey construction signage and any instructions by those working on the project.
- > Stay outside orange cones, construction fences and chain link fences.



For more information on construction safety for the Metro Crenshaw/LAX Transit Corridor, visit metro.net/crenshaw or call the project hotline at 213.922.2736.

Did you Know?

Crenshaw/LAX Transit Corridor Project Fun Facts

1



There were over **20 streetcar lines** and **1,250 trolleys** that ran through central Los Angeles between 1901 and 1963.

2



The Crenshaw/LAX line will be **8.5 miles** in length. That's the same as 150 football fields!

3



A car runs on gas, but a light rail train runs on electricity.

4



Around **388,883 people** go Metro on an average weekday!

5



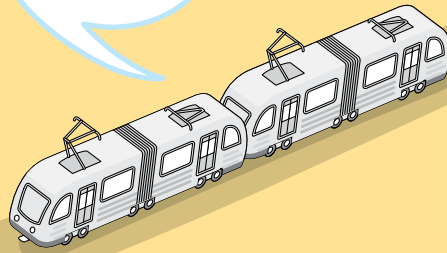
When a light rail train is running above ground at street level, it follows traffic lights like a car.

6



Metro has **6 rail lines!** Red, Purple, Blue, Green, Gold and Expo.

Sometimes I go almost 70 miles an hour.



Find your Neighborhood Station Stop





CRENSHAW/LAX KID-FRIENDLY STATION DESTINATIONS:

EXPO/CRENSHAW

- > Lula Washington Dance Theatre
- > West Angeles Church of God In Christ

MARTIN LUTHER KING JR

- > Baldwin Hills Crenshaw Plaza
- > Rave Movie Theater

LEIMERT PARK (OPTIONAL STATION)

- > Los Angeles Urban League
- > Leimert Park Village

HYDE PARK

- > Angeles Mesa Branch Library
- > View Park Preparatory Accelerated Charter Schools

FAIRVIEW HEIGHTS

- > Edward Vincent Jr. Park

DOWNTOWN INGLEWOOD

- > Inglewood Public Library
- > Faithful Central Bible Church

WESTCHESTER/VETERANS

- > Westchester Playhouse – Kentwood Players
- > Westchester Recreational Center

AVIATION/CENTURY

- > Los Angeles Airport (LAX)
- > Westchester Family YMCA

I should pay attention.



BIKE TIPS

BIKE SAFETY FOR KIDS:

- > Be sure to obey traffic signs, signals and road markings.
- > Never go against traffic when riding.
- > Always wear your helmet when you ride.
- > Be seen! Wear bright colors and use reflectors when riding.
- > Avoid a major fall by going around road hazards, like sewer gates, potholes and ditches.
- > You should never cross the street in front of a bus.
- > Stay safe by riding in a straight line.
- > Watch out for opening doors from parked cars!
- > Be smart! Wearing headphones on both ears or earbuds while riding is against the law!
- > Be careful when near train/railroad tracks, they might be slippery.

VANDALISM: IT'S AGAINST THE LAW

- > It's never cool to throw or put gum on signage.
- > Graffiti and tagging on posters, signage or notices is never allowed.
- > Breaking the rules will cost you. You could get a ticket up to \$250.

Construction Signs

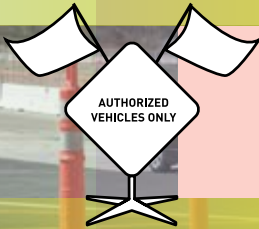
LEARN TO RECOGNIZE CONSTRUCTION SIGNS

Understand what they mean.



KEEP OUT! CONSTRUCTION ZONE

Do not enter the construction zone




DO NOT ENTER

Authorized vehicles only



WORKERS AHEAD

Watch for construction workers



CONCRETE BARRIER

Do not cross concrete barrier



OPEN TRENCH

Steer clear of the ditch




DETOUR

Road is closed ahead – follow signs for alternate route



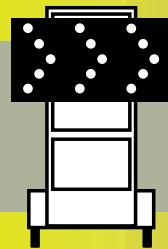
FLAGGER AHEAD

Be ready to slow down or stop




STOP/DO NOT ENTER

Do not enter area



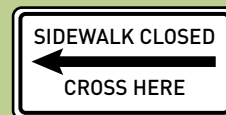
ARROW PANEL

Follow the direction of the arrows



ORANGE CONES

Stay outside the orange cones



SIDEWALK CLOSED – CROSS HERE

Cross to the other side of the street

Safety Crossword Puzzle

USE THE CLUES TO
COMPLETE THE PUZZLE

DOWN

1. Stay outside _____ cones and construction fences
3. Only cross streets and tracks at designated _____
5. Stop, look and _____ for construction vehicles
7. See and be seen – cross only at intersections and make _____ contact with drivers
9. Avoid distractions, do not use cell _____ or other hand held devices in construction zones

ACROSS

2. Look for and _____ signs as you walk or bike to school
4. Avoid going near a _____ zone whenever possible
6. Always walk on the _____ or designated walkway
8. Do not walk, ride or _____ in construction zones
10. Follow _____ that tell you where to walk, skateboard or bicycle

The crossword puzzle grid is set against a background image of a child in a yellow shirt and black pants performing a handstand on a hula hoop. The grid consists of white squares for letters and various icons for clues. The clues are numbered 1 through 10. The grid contains the following letters and icons:

- Down 1:** A vertical column of 5 squares. The top square contains the number 1. The second square contains the letter 'R'. The bottom square contains a pink circular icon with a sunburst pattern.
- Down 2:** A vertical column of 5 squares. The second square contains the number 2. The top square contains a pink circular icon with a sunburst pattern. The bottom square contains a blue gear icon.
- Down 3:** A vertical column of 5 squares. The top square contains the number 3. The second square contains the letter 'Y'. The bottom square contains a pink circular icon with a sunburst pattern.
- Down 4:** A horizontal row of 11 squares. The first square contains the number 4. The second square contains the letter 'N'. The third square contains the letter 'U'. The fourth square contains the letter 'N'. The bottom square contains a blue gear icon.
- Down 5:** A vertical column of 5 squares. The top square contains the number 5. The second square contains the letter 'I'. The bottom square contains a pink circular icon with a sunburst pattern.
- Down 6:** A vertical column of 5 squares. The top square contains the number 6. The second square contains the letter 'S'. The bottom square contains a pink circular icon with a sunburst pattern.
- Down 7:** A vertical column of 5 squares. The top square contains the number 7. The second square contains a red circular icon with a white arrow pointing right. The bottom square contains a red circular icon with a white arrow pointing right.
- Down 8:** A vertical column of 5 squares. The top square contains the number 8. The second square contains the letter 'L'. The bottom square contains a blue gear icon.
- Down 9:** A vertical column of 5 squares. The top square contains the number 9. The second square contains a pink circular icon with a sunburst pattern. The bottom square contains a pink circular icon with a sunburst pattern.
- Down 10:** A horizontal row of 5 squares. The first square contains the number 10. The second square contains the letter 'S'. The bottom square contains a blue gear icon.

Word Search

Find each of the words listed in the word search.

Hint: words can be found horizontally and vertically.

Alert
Barricade
Bulldozer
Cement
Cone
Construction

Crenshaw
Crosswalk
Danger
Designated
Detour

Equipment
Obey
Safety
Signs
Trench
Zone


E	S	G	I	N	E	R	P	O	H	L	M	D	E	
C	A	B	U	L	L	D	O	Z	E	R	K	L	E	A
R	F	A	E	Q	U	I	P	M	E	N	T	A	T	F
E	E	R	A	A	U	M	B	T	D	D	L	T	L	D
N	T	R	C	M	Z	O	N	E	L	H	R	R	O	E
S	Y	I	O	U	E	G	J	G	C	E	M	E	N	T
H	Y	C	N	E	S	X	A	R	A	T	O	N	E	O
A	G	A	E	E	T	A	L	E	R	T	M	C	J	U
W	C	D	A	N	G	E	R	P	T	Z	N	H	G	R
D	R	E	O	R	K	E	R	H	R	U	Z	O	R	E
M	A	P	G	E	C	O	D	E	I	E	O	B	E	Y
G	N	C	R	O	S	S	W	A	L	K	N	F	B	R
D	E	S	I	G	N	A	T	E	D	R	J	A	D	O
Y	O	K	F	E	A	B	S	I	G	N	S	U	R	S
W	C	O	N	S	T	R	U	C	T	I	O	N	Q	C



Word Scramble

UNSCRAMBLE THE
WORDS BELOW

Match the safety words to
their signs.



pnoeⁿhterc
teduro

GLFGARE HAEDA

od otn nte
er

enaogr eoscn

ROKWRES EDHAA

What's Different?

FIND THE TEN THINGS THAT ARE DIFFERENT BETWEEN THE FIRST PICTURE AND THE SECOND PICTURE



Crenshaw Safety Quiz



TAKE THE QUIZ TO
SEE HOW MUCH YOU
KNOW ABOUT
CONSTRUCTION SAFETY



MULTIPLE CHOICE

(circle the correct answer)

1. When should you play near construction sites?
a. On the weekends
b. After school
c. Never
2. When is it ok to run, skateboard, play loud music and talk on a cell phone near construction zones?
a. When school's out
b. When work has stopped
c. Never
3. What should you do when you see blinking lights at a construction zone?
a. Stop immediately
b. Slow down and stop
c. Speed up and keep going
4. Where should you cross the street near a construction zone?
a. In the middle of the street
b. Only at designated crosswalks
c. Anywhere you want
5. Crossing at designated areas will:
a. Keep you safe
b. Cause an accident
c. Get you lost
6. Which of the following is safe and will not cause harm?
a. Playing near utilities and exposed wires
b. Taking a shortcut through a construction zone
c. None of the above



SAFE OR UNSAFE

TRUE OR FALSE

GUESS THE ANSWER

(circle the correct answer)

1. Amber and Ken decide to ride their bikes through a construction zone as a shortcut to school. **SAFE/UNSAFE**
2. Ken and his friends jump inside a construction vehicle. **SAFE/UNSAFE**
3. Monique needs to cross the street. She knows that she should wait for the walk light or instruction from the flagger, but she gets tired of waiting. She looks to make sure there are no cars coming and then runs across the street. **SAFE/UNSAFE**

(circle the correct answer)

1. It's cool to draw, paint, write or mark on fences in construction zones. **TRUE/FALSE**
2. Spray painting and vandalizing construction areas is against the law. **TRUE/FALSE**
3. Wearing ear buds in both ears near construction zones is ok. **TRUE/FALSE**
4. Going into a construction zone is ok as long as no construction is happening. **TRUE/FALSE**
5. Construction workers will always see you when you walk near construction zones. **TRUE/FALSE**

(answer the questions)

1. What is the name of this project?

2. Complete this sentence. Metro wants everyone to be _____ around construction sites.
3. Can you think of 5 things you can do to be safe around construction sites?


Safe or Unsafe?

READ EACH SENTENCE
AND DECIDE IF THE ACTION
WAS SAFE OR UNSAFE




1 Looking both ways before crossing the street is:

- SAFE
 UNSAFE




2 Staying away from construction zones when walking to school is:

- SAFE
 UNSAFE



3 Crossing at a designated crosswalk before the signal said it was okay to cross is:

- SAFE
 UNSAFE




4 Ignoring the flaggers and warning signals when driving to school is:

- SAFE
 UNSAFE

5 Getting off your bike and walking it when you come near construction zones is:

- SAFE
 UNSAFE




6 Listening to instructions given by construction workers in safety vests is:

- SAFE
 UNSAFE



7 Climbing the fence that blocks off the construction zone is:

- SAFE
 UNSAFE



8 Two friends horsing around near construction zones are being:

- SAFE
 UNSAFE

Answers



CROSSWORD PUZZLE

1
 2 O B E Y
 R
 A C
 4 C O N S T R U C T I O N
 G O
 9 E
 6 S I D E W A L K
 P S
 H W
 O A
 N
 8 P L A Y
 E K
 10 S I G N S
 5
 L
 I
 S
 T
 E

WORD SEARCH

E	S	G	I	N	E	E	R	P	O	H	L	M	D	E
C	A	B	U	L	L	D	O	Z	E	R	K	L	E	A
R	F	A	E	Q	U	I	P	M	E	N	T	A	T	F
E	E	R	A	A	U	M	B	T	D	D	L	T	L	D
N	T	R	C	M	Z	O	N	E	L	H	R	R	O	E
S	Y	I	O	U	E	G	J	G	C	E	M	E	N	T
H	Y	C	N	E	S	X	A	R	A	T	O	N	E	O
A	G	A	E	E	T	A	L	E	R	T	M	C	J	U
W	C	D	A	N	G	E	R	P	Z	N	H	G	R	
D	R	E	O	R	K	E	R	H	R	U	Z	O	R	E
M	A	P	G	E	C	O	D	E	I	E	O	B	E	Y
G	N	C	R	O	S	S	W	A	L	K	N	F	B	R
D	E	S	I	G	N	A	T	E	D	R	J	A	D	O
Y	O	K	F	E	A	B	S	I	G	N	S	U	R	S
W	C	O	N	S	T	R	U	C	T	I	O	N	Q	C

Crenshaw/LAX Transit Corridor









REMEMBER: Stop,
Look and Listen



More Answers

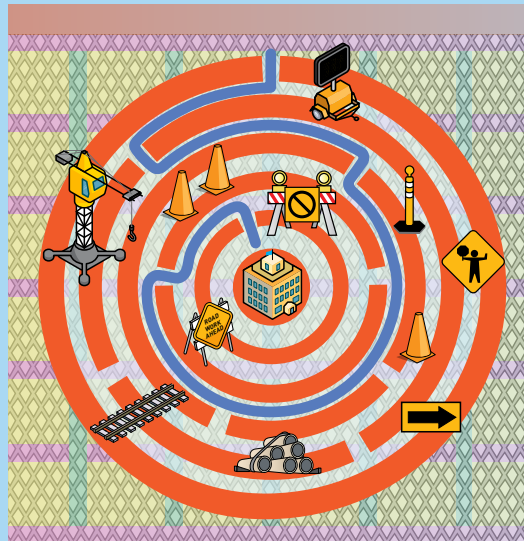
WORD SCRAMBLE

-  1. pnoe nhterc = open trench
  2. teduro = detour
  3. glfgare haeda = flagger ahead
 4. od otn nteer = do not enter
  5. enaogr eoscn = orange cones
  6. rokwres edhaa = workers ahead

WHAT'S DIFFERENT IN PICTURE 2?

- Overhead wire is missing
- One stripe on RR crossing is missing
- One "R" is missing on RR crossing sign
- Workman is missing his walkie-talkie
- One orange cone is missing
- Workman is missing his construction hat
- Workman is missing his safety vest
- First wheel is missing its center
- Chain link fence is closed
- One flower center is pink

SAFETY MAZE



CRENSHAW SAFETY QUIZ

MULTIPLE CHOICE

- c
- c
- a
- b
- a
- c

SAFE OR UNSAFE

- unsafe
- unsafe
- unsafe

TRUE OR FALSE

- false
- true
- false
- false
- false

GUESS THE ANSWER

- Crenshaw/LAX
- safe
- various answers are possible

SAFE OR UNSAFE

- safe
- safe
- unsafe
- unsafe
- safe
- safe
- unsafe
- unsafe



CONGRATULATIONS!

You are now an official Metro Kids Safety Advocate


 Cut along the green border to make your official card

THIS CARD IS TO SHOW THAT:

_____ is an official Metro Kids Construction Safety Advocate and is now construction safety ready and aware.

AUTHORIZED BY: _____

PARENT OR GUARDIAN SIGNATURE





STAY CONNECTED

Please use the following contact tools to access more project information, ask questions, or provide comments.



213.922.2736



crenshawcorridor@metro.net



metro.net/crenshaw



twitter.com/crenshawrail



facebook.com/crenshawrail

AVAILABLE ONLINE

A printer-friendly version of this book is available at metro.net/crenshaw.