

Cowboy Early Learning Printables

{Kindergarten version}



Thanks so much for stopping by my site and downloading this file. I hope that you and your child have **MUCH** fun together using this free resource! You can find all of my files and links for this unit on this webpage:

<http://homeschoolcreations.com/CowboyPrintables.html>


This pack contains early learning printables to use with your child. The first half of the kit focuses on skills for younger children and the second includes pages for more advanced preschoolers or kindergarteners. I would highly recommend printing the activities from this set onto cardstock so that they are sturdier for younger hands.

If you would like to share, please share a link to my blog or to the page that hosts these files. **Please do not link directly to just the PDF files** (the link you are at now). Please feel free to print this pdf file for your own personal use. They were created for private and non-profit use. Please do not sell or host these files anywhere else.

Created by Jolanthe @ <http://homeschoolcreations.com>

February 2012


Clip art purchased from [KPM Doodles](#) {Cowboys and Cowgirls} via Etsy.



C W Y



H F S



S H A




T B S




H A S



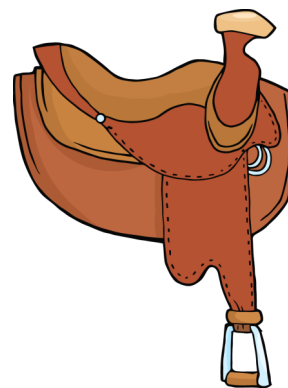
I S L



H T A




S T C




D S A



c w y



h f s



s h a



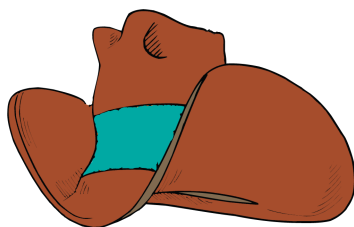
t b s




h a s



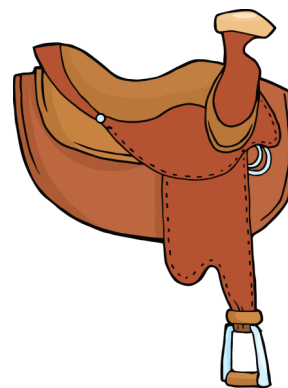
i s l



h t a




s t c



d s a




Handwriting practice lines consisting of a solid top line, a dashed middle line, and a solid bottom line.



Handwriting practice lines consisting of a solid top line, a dashed middle line, and a solid bottom line.



Handwriting practice lines consisting of a solid top line, a dashed middle line, and a solid bottom line.




Handwriting practice lines consisting of a solid top line, a dashed middle line, and a solid bottom line.



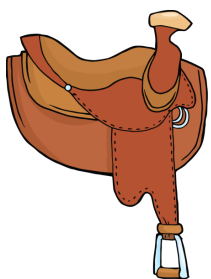
Handwriting practice lines consisting of a solid top line, a dashed middle line, and a solid bottom line.




Three horizontal lines for handwriting practice: a solid top line, a dashed middle line, and a solid bottom line.




Three horizontal lines for handwriting practice: a solid top line, a dashed middle line, and a solid bottom line.



Three horizontal lines for handwriting practice: a solid top line, a dashed middle line, and a solid bottom line.




Three horizontal lines for handwriting practice: a solid top line, a dashed middle line, and a solid bottom line.



Three horizontal lines for handwriting practice: a solid top line, a dashed middle line, and a solid bottom line.

How long is the cowboy's rope?




Print, laminate and cut out the cards. Have your child say the word shown in the picture and clap along to count the syllables. Either clip a clothespin to the correct number or use a dry erase marker to circle the correct number.



1

2

3



1

2


3



1

2

3



1

2

3

Print, laminate and cut out the cards. Have your child say the word shown in the picture and clap along to count the syllables. Either clip a clothespin to the correct number or use a dry erase marker to circle the correct number.



1

2

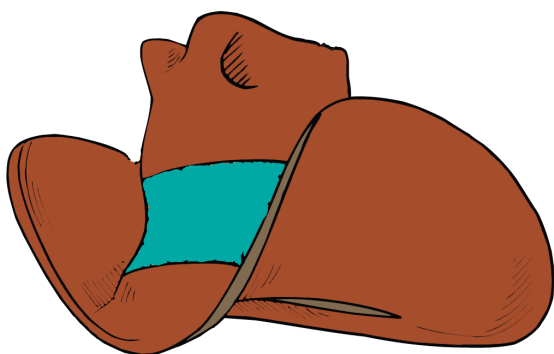
3



1

2


3



1

2

3

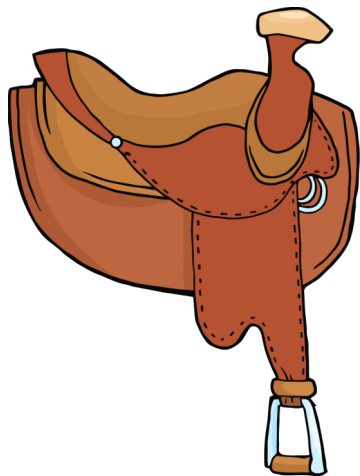


1

2

3

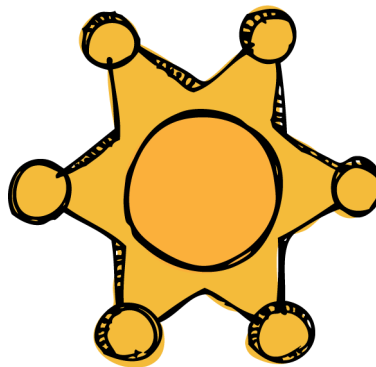
Print, laminate and cut out the cards. Have your child say the word shown in the picture and clap along to count the syllables. Either clip a clothespin to the correct number or use a dry erase marker to circle the correct number.



1

2


3



1

2

3



1

2

3









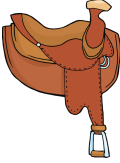
1

2

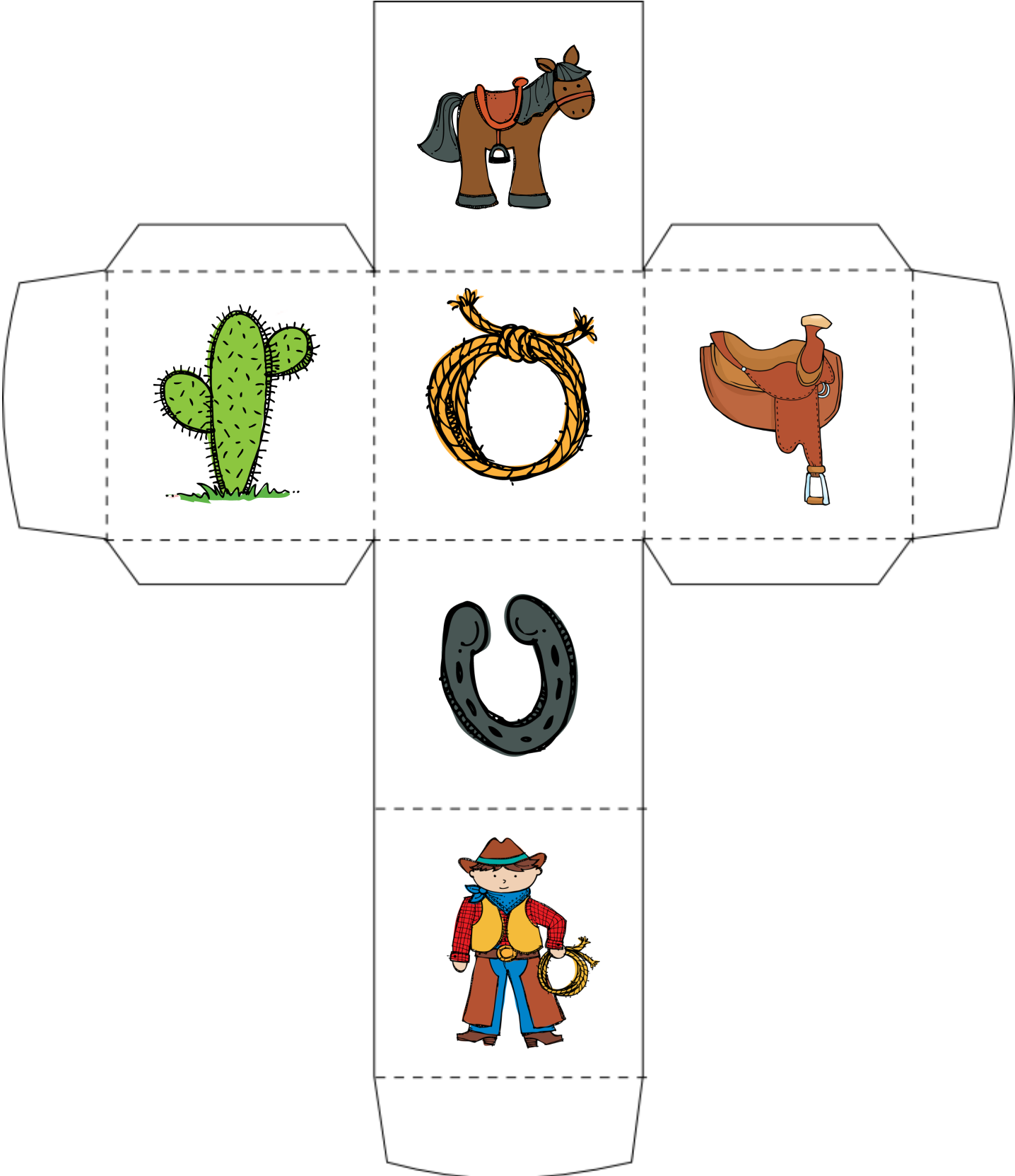
3

Print and cut apart puzzle pieces. Leave the numbers on so your child can practice numbering from 1-10 or cut them off and let him have fun figuring out the puzzle!



10						
9						
8						
7						
6						
5						
4						
3						
2						
1						
						

Cut out the dice template below, fold on the dotted lines and tape/glue together to make dice. Have your child roll the dice and then fill in a square of picture that was rolled until one of the colors reaches 10!



You lassoed in record time!

Move ahead one Spot!




Cowboy Game Rules

Roll the dice and move that number of Spaces on the board. If you land on one of the pictures, follow the directions for that Spot. First one to the campfire wins the game!

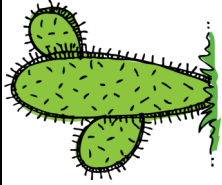


Your horse needs a shoe!
Go back one Spot.


The Sheriff is riding along
Move ahead two Spaces.



Start here




Ran into a cactus!
Wait here for one turn.



--	--	--	--

You need to fix a fence.
Go back one Space.



Letter Lasso



Help the cowboy lasso the uppercase and lowercase letter Hh's

H

r

H

r

h

r

n

H

h

N

r

N

r

h

r

m

m

h

n

R

n

H

n

h

m

h

N

n

R

H

h

n

h


r

R

n

H

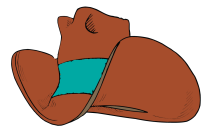
R




The Cowboy



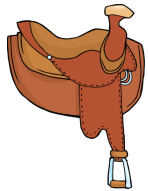
The cowboy gets up early to




fix a fence. He puts on his hat



and boots. His horse wears a



saddle. The cowboy rides his



horse around the ranch.

Find the Words

Can you find these words in the story that you read?

gets

fix

puts

to

horse

He

on

a

up

fence

The









and

boots




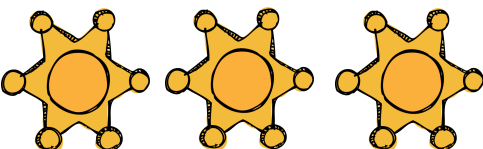










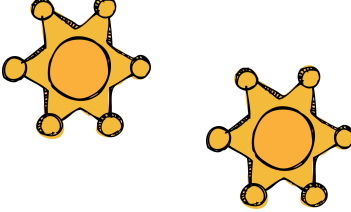
his






hat

circle the two that are the same




More, Less, or Equal?

				
---	---	---	---	---

Label the Cowboy

Fill in the correct words in the blanks below.




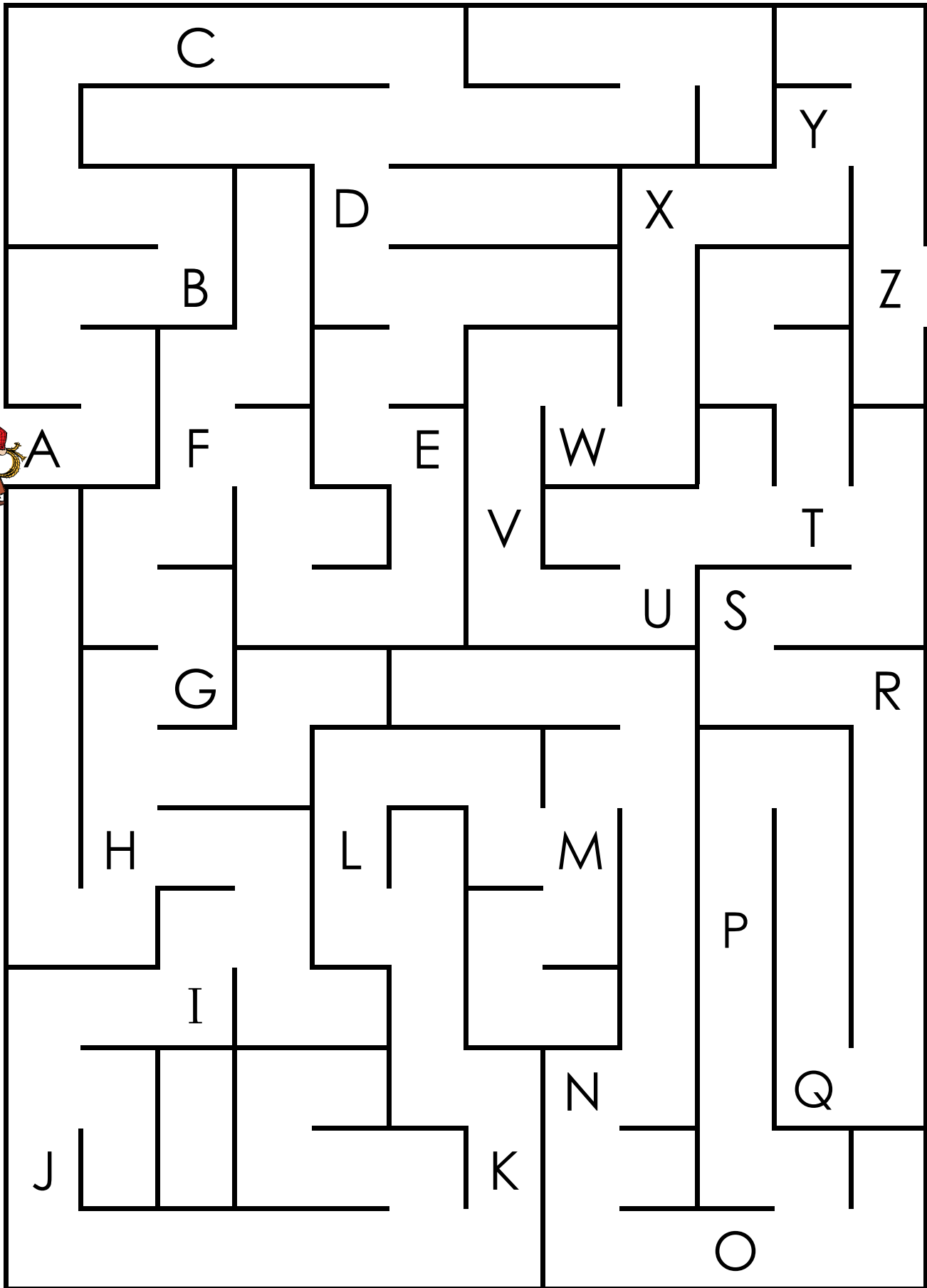
chaps

hat


boots

lasso

Help the cowboy reach his horse



What starts with the 'C' sound?



--	--	--	--	--

Cut out the pictures below. Glue the ones that begin with the 'C' sound in the boxes

