


**READY WRIGLEY
PREPARES
FOR**



TORNADOES



U.S. Department of
Health and Human Services
Centers for Disease
Control and Prevention

This series has been endorsed by:

American Academy
of Pediatrics



DEDICATED TO THE HEALTH OF ALL CHILDREN™

www.healthychildren.org



Save the Children®

www.savethechildren.org/GetReadyGetSafe



NAME: _____

Note to Parents, Guardians, and Teachers

The Centers for Disease Control and Prevention has created *Ready Wrigley* to provide parents, guardians, teachers, and young children with tips, activities, and a story to help the whole family prepare for emergencies. Together with your child, join Wrigley as she helps her family prepare for emergencies by staying informed, packing emergency kits, and making a family communication plan.

The activity book is designed to provide an interactive tool to further your child's education and promote disaster preparedness in your community. We hope you will encourage its use in your schools, communities, and families to help children learn the importance of being prepared.


Thunderstorms make loud rain, thunder, and lightning.
A severe storm can also make a tornado.



A tornado is a powerful, spinning, funnel-shaped cloud that goes from the sky to the ground. A tornado is very dangerous. It has strong winds that can destroy things in its path.

Tornadoes can happen day or night, with little or no time for a warning. These weather signs may help you know a tornado is coming.

LARGE, DARK, LOW-LYING CLOUDS



HAIL

FUNNEL CLOUD


**DARK OR
GREEN-COLORED
SKY**

**LOUD ROAR THAT
SOUNDS LIKE A
FREIGHT TRAIN**

ROAR


If you notice any of these signs, find an adult or take shelter right away!

Tornadoes can happen at any time of year, so it is a good idea to get ready now! Do you know what to do?



READY WRIGLEY TO THE RESCUE!

A storm or tornado can happen when you are not with your family. Wrigley and her family talk about what to do and who to call in an emergency.




Fill out a plan with your family to have in an emergency.

Cut Here

MY FAMILY COMMUNICATION PLAN


 My Name: _____


 My Address: _____


 My Telephone Number: _____

 Meeting Place: _____

Family Information

 Work Number: _____

 Cell Number: _____

 Email: _____


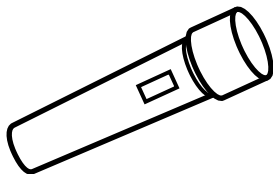

 Neighbor/Relative name and number:

 Out of town contact name and number:

Always remember to dial 911 in emergencies.

MATCHING

Wrigley and her family make sure their emergency kit is ready. An emergency kit keeps everything you might need in an emergency in one place.



Bandage

Batteries

Cell phone

Flashlight

Food

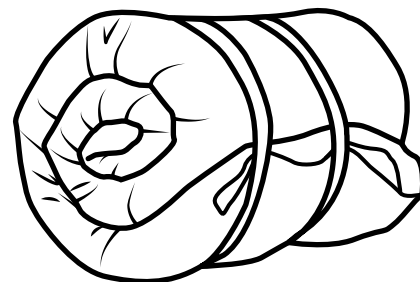
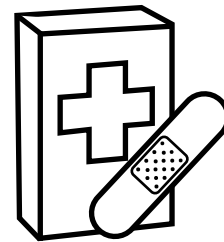
Medicine

Pet Food

Radio

Sleeping bag

Water



Make sure you have enough food, water, and supplies in your kit to last at least 3 days.

EMERGENCY KIT SEARCH

Some families might need extra items for special needs. Don't forget to include these items in your emergency kit.

Help Wrigley find the extra emergency kit items by circling the words below. The words can be across, down, or even diagonal.

A E L N A D P W C J D Z L
Z T O K Q I L S E O P D L
D G X T D A E D C S I U W
F J Y O U P I M I A T G A
K P G X J E J N G C S L L
T Z E R D R A N S E O F K
F V N H T S I O S U Q P E
F K P Y S R Q S B K L H R
R E Y R A U A T O J K I M
Z W H E E L C H A I R E N
Z L H N G N A I Q J L N I
M E D I C A T I O N F D N

DIAPERS

HEARING AID

MEDICATION

WALKER

GLASSES

INSULIN

OXYGEN

WHEELCHAIR





If a family member needs special care, make a list of doctors' names and numbers, and medications and their dosages.

Wrigley and her family practice taking shelter from a tornado. The safest spot is in the middle of the basement. If you don't have a basement, stay on the lowest floor in the house in an inside room with no windows. Don't forget to grab your phones and take your pets to your safe spot!

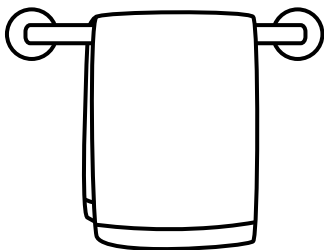
Color the safe spots for Wrigley's family to take shelter.

A safe spot may be a bathroom, closet, or even a hallway.

BASEMENT




BATHROOM




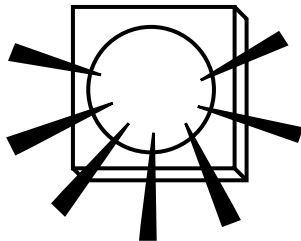
CLOSET



HALLWAY




When you are at school, make sure to practice taking shelter when your school has a tornado drill. Listen to your teacher for instructions. Crouch low, with your head down, and protect your head and body.



Thunderstorms are in the area. Wrigley and her family turn on the radio and TV, and check their smart phones, to get weather updates. They listen for announcements about a **tornado watch** or **tornado warning**.


A **tornado watch** means tornadoes are possible in your area.

BE READY TO TAKE SHELTER!




A **tornado warning** means a tornado is on the ground or seen by radar.

TAKE SHELTER NOW!




Wrigley hears sirens going off in her neighborhood! Sirens let people know a tornado is coming and warn people to take shelter.



If sirens are often tested in your area, use the tests to practice sheltering with your family.

When Wrigley's family hears the siren or a tornado warning on the radio, TV, or smartphone, they take shelter right away. Wrigley and her family go to their safe spot, get under something sturdy, and protect their bodies from falling objects.



A mobile home, trailer, or car is not a safe place to be in a tornado. If there is a tornado warning, quickly find a sturdy building or storm shelter and take cover!

Color the safest places to take shelter in a tornado.



Never try to outrun a tornado, but do find the nearest safe place to take shelter.


Tornadoes and severe storms can be very scary. The best thing you can do is plan for and practice what you will do if a tornado strikes.

Decode the secret message to learn how to prepare for a tornado.

11 14 15 23
 23 8 5 18 5
 20 15 7 15
 9 14 1
 20 15 18 14 1 4 15 !

KEY

- | | | | | | | | | | | | | | | | | | | | | | | | | | |
|-------|-------|-------|-------|-------|-------|-------|-------|-------|--------|--------|--------|--------|--------|--------|--------|--------|--------|--------|--------|--------|--------|--------|--------|--------|--------|
| 1 □ A | 2 □ B | 3 □ C | 4 □ D | 5 □ E | 6 □ F | 7 □ G | 8 □ H | 9 □ I | 10 □ J | 11 □ K | 12 □ L | 13 □ M | 14 □ N | 15 □ O | 16 □ P | 17 □ Q | 18 □ R | 19 □ S | 20 □ T | 21 □ U | 22 □ V | 23 □ W | 24 □ X | 25 □ Y | 26 □ Z |
|-------|-------|-------|-------|-------|-------|-------|-------|-------|--------|--------|--------|--------|--------|--------|--------|--------|--------|--------|--------|--------|--------|--------|--------|--------|--------|



AFTER A TORNADO

After a tornado, Wrigley's house and neighborhood may look very different. There may be power lines that are down, nails, broken glass, and tree limbs on the ground. Wrigley should wait until adults say it is safe to go home.

Color the items that need to be cleaned up, thrown away, or fixed.



Cut Here

GREAT JOB!

(Your Name)

is ready for tornadoes!

Before a severe storm, remember to:

- Fill out your emergency communication plan
- Find your safe spots to take shelter
- Check your emergency kit and make sure you have everything you need
- Listen to the radio or TV for information
- Keep your pets safe!

Here are some things I learned:

1 _____

2 _____

3 _____



Written by **Cate Shockey**

Artwork and layout by **Jennifer Hulse**



U.S. Department of Health and Human Services
Centers for Disease Control and Prevention

For more fun activities visit
www.cdc.gov/phpr/readywrigley