


FLOODING AND

MOLD



U.S. Department of
Health and Human Services
Centers for Disease
Control and Prevention

FLOODING AND MOLD



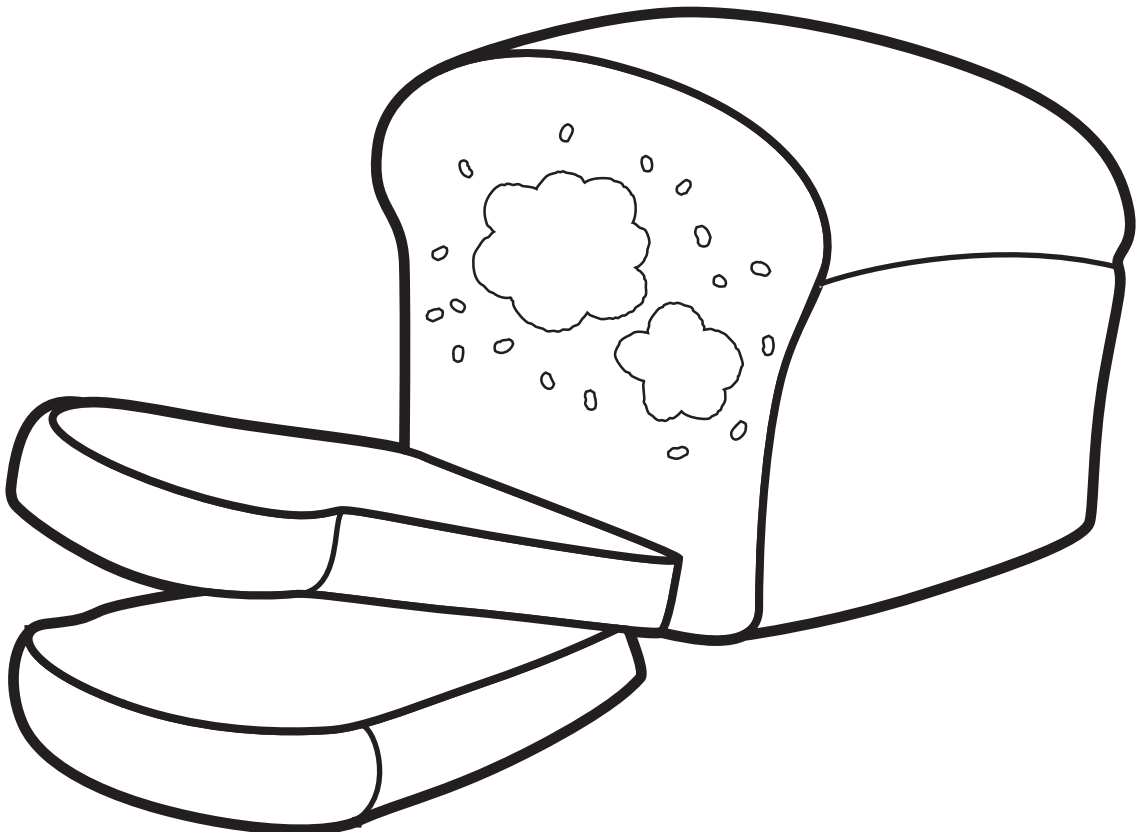
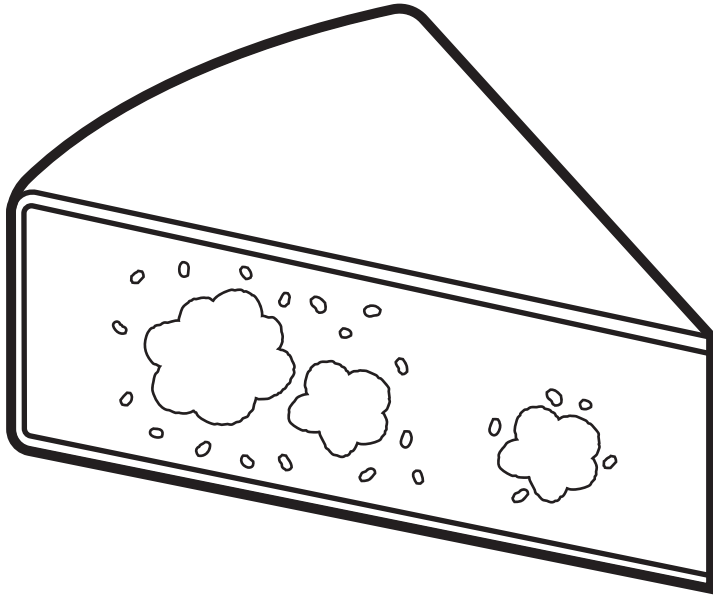
NAME: _____

Note to Parents, Guardians, and Teachers

The Centers for Disease Control and Prevention has created this activity book to offer parents and educators an interactive way to talk to kids about disaster preparedness and safe mold clean-up after a flood. We hope you will encourage its use in your schools, communities, and families to help children learn the importance of being prepared.


Have you ever seen colored spots on old bread or cheese?
Those spots are called mold!

Circle the mold spots and color the spots below.



Mold can grow everywhere. Mold can grow on food, plants, and even on things like your bathtub!

Color the mold spots below.



Mold really likes to grow in wet places. After rainy weather, mold can grow in buildings.





Mold in your house can make some people sick and make it hard to breathe. People with allergies or asthma need to stay far away from mold.

Find a safe place away from the mold.




START



A bad storm went through the neighborhood. There was so much rain that it went inside houses!



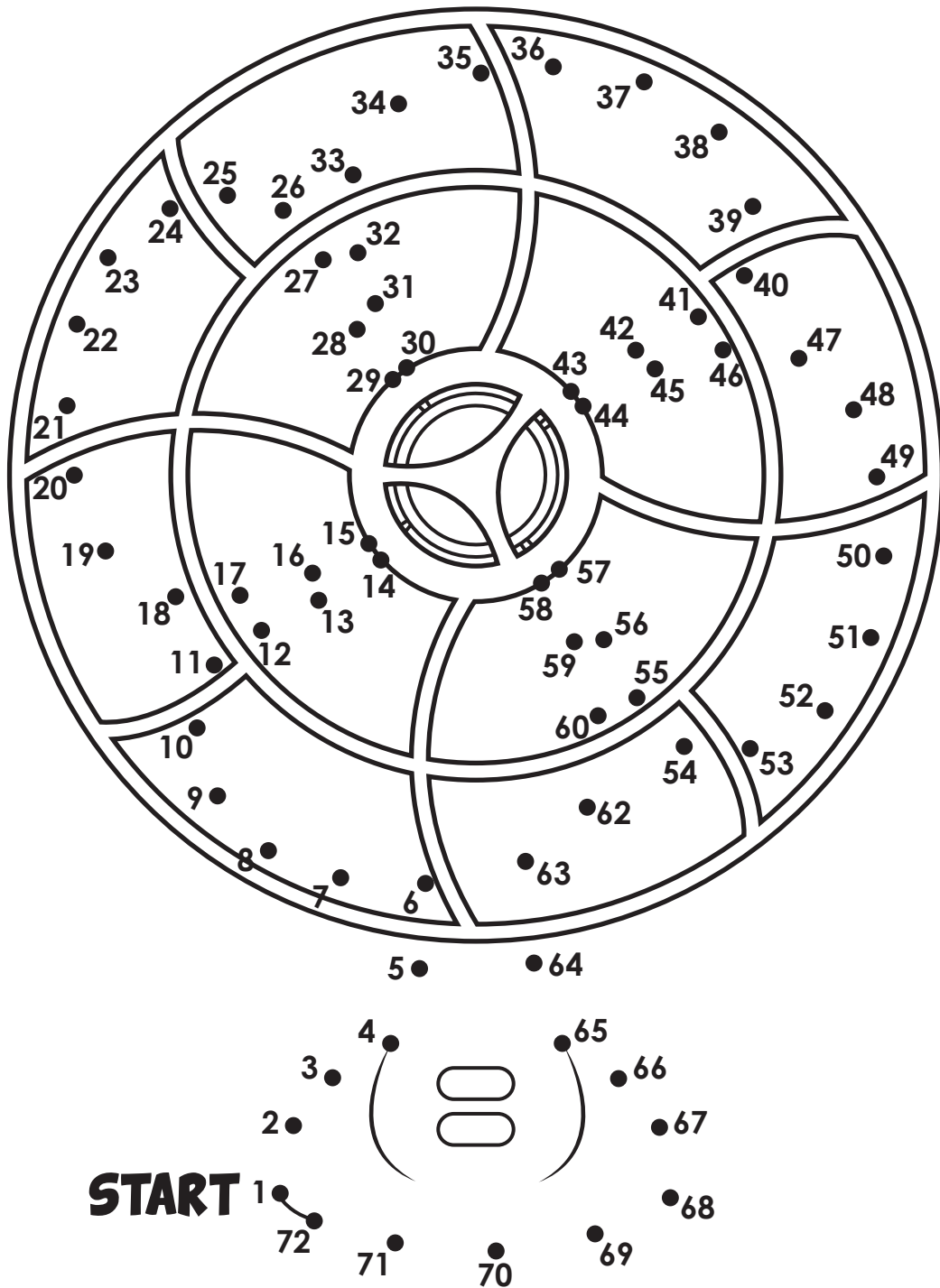
Grown-ups have to clean up the wet houses. They need to get the houses dry and clean quickly so that mold does not grow.




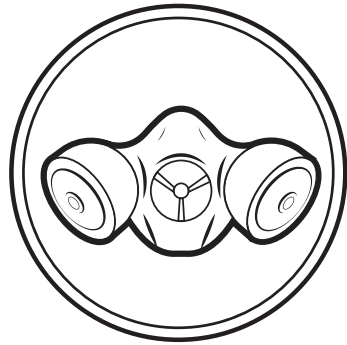

CONNECT THE DOTS

Mold can not grow without water, so the best way to keep mold from growing is to keep your house dry.


Connect the dots to find a helpful tool to keep things dry.



To let the air in and dry out the house, everyone opens the doors and windows. They help to clean and dry all of the things that got wet. When grown-ups clean up mold, they wear boots, a face mask, goggles, and gloves to be safe.



While Mom is cleaning some of the toys that got wet, Dad is throwing away things that can't be dried.




If you see wet spots or mold growing, let a grown-up know about it right away!

MOM!



After the house starts to dry, the kids notice that mold is starting to grow in the basement.

Can you spot the mold?



WORD SEARCH

If you see mold, don't touch it. Tell a grown-up so that they can clean up the mold.

Help find all of the mold words below. The words can be across, down, or even diagonal.

W U F X G X V X G S O R X
O Z B U B D B D E G G V X
S V O I L F W L R T N J Z
I R O F G X G Y Z A K J B
L E T T D G L J K E I Y D
C R S S O S Q F K E U N C
F C M G S L A G L O V E S
A G K Q E V C O E V K R I
H I R D S L D L R S B T O
I L L Q K U Y R E M W O X
P O N O O Z T I F A X P P
M W B D W E T Y R S N P Q
T C B U B Y N S S K Z Q I

BOOTS

MASK

CLEAN


MOLD

GLOVES


RAIN

GOGGLES


WET



Mold has to be cleaned by a grown-up. Kids and pets stay far away as the grown-ups clean the mold. Tell the grown-ups to be safe when cleaning and to follow directions!



If there is too much mold, Mom and Dad may need to call the professionals for help!



GREAT JOB!

(Your Name)

is ready to be safe cleaning up
after a storm or flood!

Remember:

- Mold likes to grow in wet places.
- Mold can't grow without water, so keep things dry!
- Don't touch mold! Always tell a grown-up if you see any mold or wet spots.

Here are some things I learned:

1 _____

2 _____

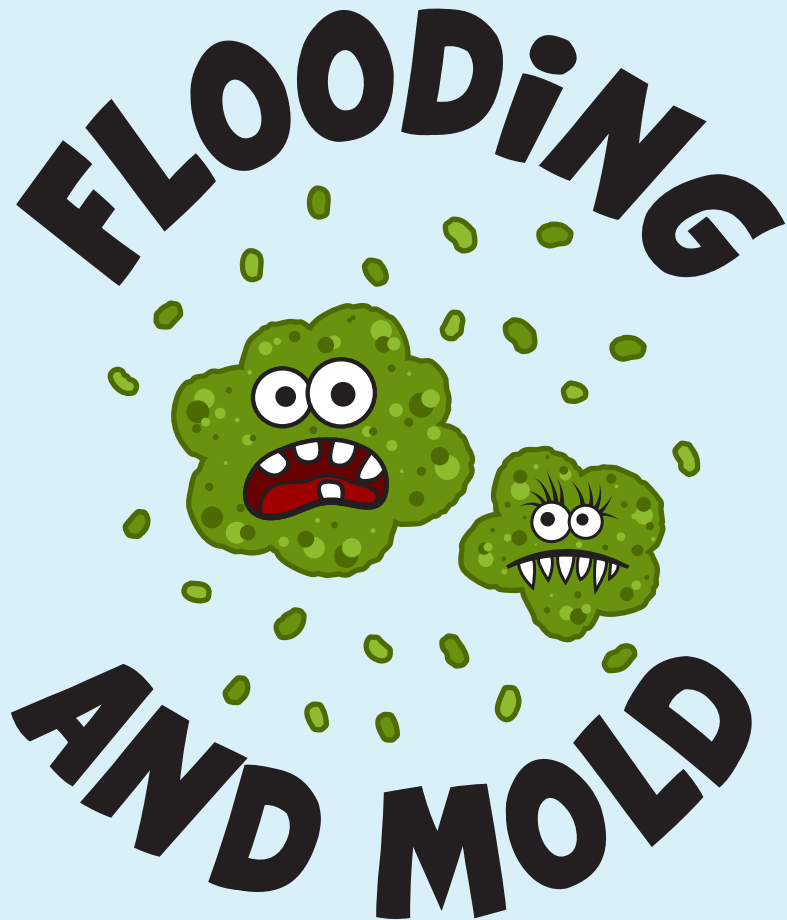
3 _____



Written by **Cate Shockey, Jessica Franks, Dr. Ginger Chew, and Scott Damon**

Artwork and layout by **Jennifer Hulse Oosthuizen**

Special thanks to **Martin Kalis and Dr. Eric Dziuban**



U.S. Department of Health and Human Services
Centers for Disease Control and Prevention

For more fun activities visit
www.cdc.gov/phpr/readywrigley