


# THE ANIMATED HERO CLASSICS®

Resource & Activity Book



## Pocahontas



What's Inside?

Fun and Engaging • Curriculum Extension  
Reinforces Learning • Skill Level Activities

# Parent and Teacher Guide

Studies have proven learning is enhanced through the use of several senses. A recent study shows that we retain 10 percent of what we see, 20 percent of what we hear, and 50 percent of what we see and hear. But when we see, hear and do, we retain 90 percent of the information.

(Lisa Marie Nelson, Ph.D., Author “The Healthy Family Handbook”).

The purpose of this Resource & Activity Book is to help children learn and retain the story theme and principles in a fun and educational way. Your children will love coloring pages, solving puzzles, matching games, completing word searches, and much more! Each Resource & Activity Book also features challenging questions and activities for children from preschool through middle school. And in the rare case you don't know an answer, there's an answer key in the back!

## LEVEL OF DIFFICULTY

The activities in this book are designed in three levels of difficulty designated by symbols. The activities with one symbol are geared towards younger children while the activities with two and three symbols become increasingly challenging for older children.



Level One  
Easy



Level Two  
Intermediate



Level Three  
Advanced

## CURRICULUM RELATED

These educational activities are related to various educational discipline such as social studies (geography, history, culture), language arts (spelling, creative writing, grammar, literature), math (simple equations), and science. There are also activities for character development, video awareness, problem solving, music, and art. The subject codes below are for your convenience.



Art



Character  
Development



Culture



Geography



History



Language  
Arts



Math



Music



Problem  
Solving



Science



Spelling



Video  
Awareness



Writing

## PERMISSION TO REPRODUCE

This Resource & Activity Book contains proprietary information, which is protected by copyright. All rights are reserved. However, any part of this book may be reproduced for personal or classroom use as long as it is not sold. Such permission does not include the storage of any part of this publication in a retrieval system or the transmission of such, in any form, or by any means, electronic, mechanical, recording, etc., without prior written permission of the publisher. This permission applies only to the printed material in this Resource & Activity Book and does not extend to any audio or video production released or distributed by NEST Family Entertainment™. For additional certificates or Resource & Activity Books, contact: NEST Family Entertainment™, LLC. 1461 S. Beltline Rd., Suite 500, Coppell, TX 75019.

# TABLE of CONTENTS

Parent and Teacher Guide.....	2	Pocahontas Scramblers .....	24
References .....	4	Safety First .....	25
Activities & Color Pages:		Fun With Math and Words .....	26
<i>Shape the Answer</i> .....	5	In Shape with History .....	27
<i>Shape Maze</i> .....	6	The Secret Sentence .....	28
<i>Color Page</i> .....	7	Color Page .....	29
<i>Number Sequence</i> .....	8	Number Pairs .....	30
<i>Mystery Picture</i> .....	9	Word Wheel .....	31
<i>Color Page</i> .....	10	Before and After .....	32
<i>Make a Wigwam</i> .....	11	Color Page .....	33
<i>What Am I?</i> .....	12	Matching Game .....	34
<i>Word Search</i> .....	13	What and When .....	35
<i>Color Page</i> .....	14	Missing Letters .....	36
<i>Word Whirls</i> .....	15	Color Page .....	37
<i>Journey to Jamestown</i> .....	16	True or False .....	38
<i>Color Page</i> .....	17	Describe Them .....	39
<i>Nouns and Verbs</i> .....	18	Letter Jumble .....	40
<i>Crossword</i> .....	19	Color Page .....	41
<i>Mix 'n' Match Code</i> .....	20	Questions .....	42
<i>Color Page</i> .....	21	Things to Think About and Do .....	43
<i>Mystery Rhymes</i> .....	22	Answer Keys .....	44-46
<i>Follow the Line</i> .....	23	Certificate of Achievement .....	47

# REFERENCES

For those wishing to further study the life of Pocahontas, some of the references used in research for the Resource & Activity Book are listed below, along with other titles that may be of interest.

Carpenter, Frances. *Pocahontas and Her World*. New York: Alfred A. Knopf, 1957.

D'Aulaire, Ingri and Edgar Parin. *Pocahontas*. New York: Doubleday, 1946.

Fritz, Jean. *The Double Life of Pocahontas*. New York: G.P. Putnam's Sons, 1983.

Graham, Shirley. *The Story of Pocahontas*. New York: Grossett and Dunlap, 1953.

Martin, Patricia Miles. *Pocahontas*. New York: G.P. Putnam's Sons, 1964.

Wilkie, Katharine. *Pocahontas: Indian Princess*. Champaign, Illinois:  
Garrard Publishing Company, 1969.











# SHAPE THE ANSWER

There were many different Indian tribes in America when the settlers first came.

What was the name of Pocahontas' tribe?

Find the answer by matching the shapes in the coded message with the shapes in the Code Box. Write the letters in order on the blanks below.

### CODE BOX

 L	 N	 A	 O
 G	 I	 U	 Q

### CODED MESSAGE

Pocahontas' tribe was the



-----





# SHAPE MAZE


**What does the name "Pocahontas" mean?  
Work the maze to find the answer.**

**STEP 1:** Start with the rectangle in the upper, left-hand corner. Draw a line connecting all the shapes that have FOUR sides. You may move one space at a time in any direction - up, down, sideways or diagonally.

small	she	her	is	to
he	one	if	likes	to
Pocahontas	go	who	stop	play
are	means	was	likes	the

**STEP 2:** On the line below, write the words inside the connected shapes to discover what the name "Pocahontas" means.

---



**The people of Jamestown thank Pocahontas  
for bringing them food.**



# NUMBER SEQUENCE

When Pocahontas was a child, many settlers came to live in America. Solve the puzzle to discover from which country they came.

**Step One:** Circle the letter at the end of the row if the numerals are multiples of two.

5	10	15	20	25	30	<b>H</b>
20	22	24	26	28	30	<b>N</b>
3	6	9	12	15	18	<b>F</b>
2	4	6	8	10	12	<b>G</b>
1	3	5	7	9	11	<b>P</b>
12	14	16	18	20	22	<b>E</b>
32	34	36	38	40	42	<b>L</b>
35	40	45	50	55	60	<b>X</b>
42	44	46	48	50	52	<b>A</b>
21	24	27	30	33	36	<b>J</b>
50	52	54	56	58	60	<b>D</b>
62	64	66	68	70	72	<b>N</b>

**Step Two:** Unscramble the circled letters to form the name of the country from which they came.

\_\_\_\_\_



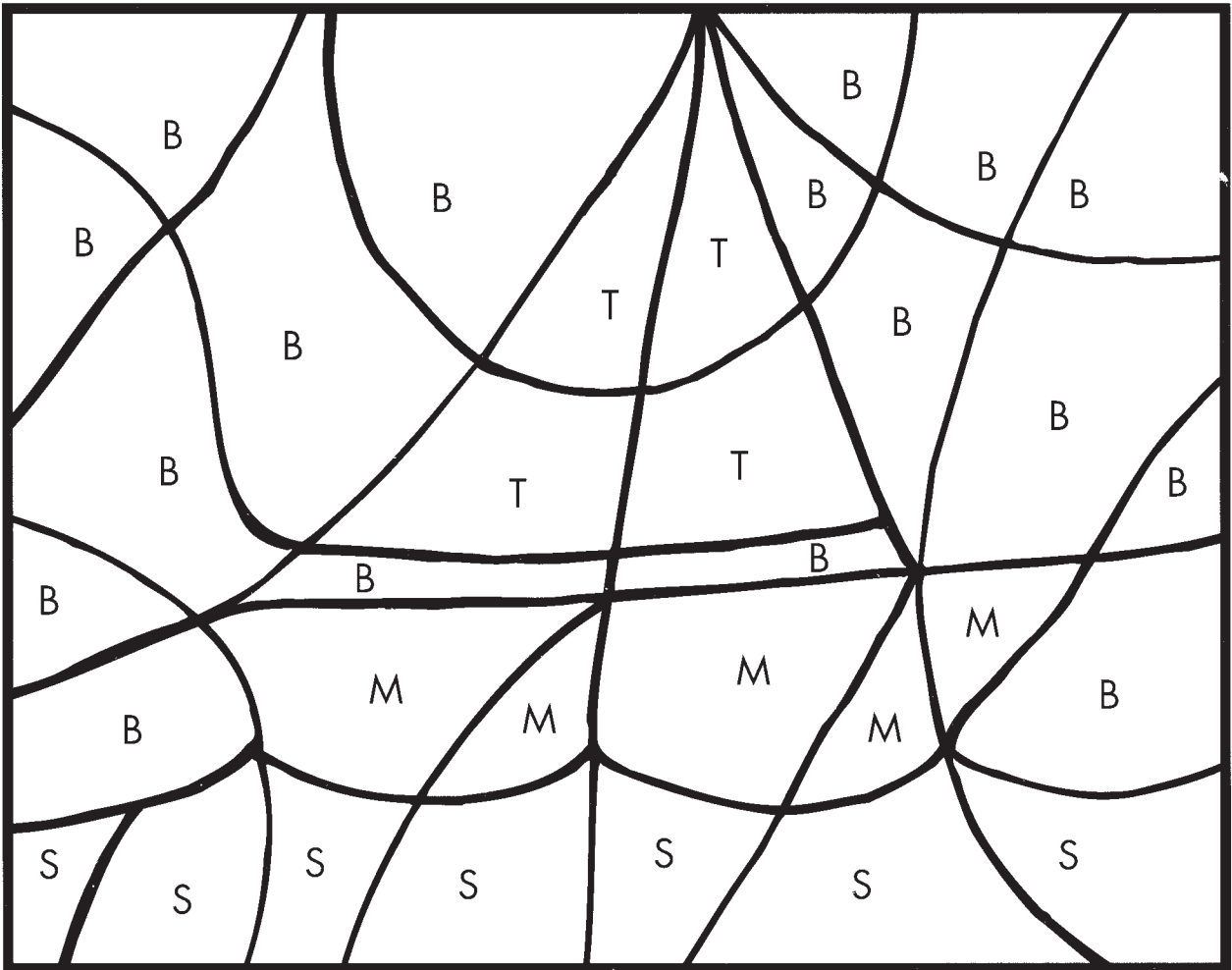



# Mystery Picture

How did the settlers travel to America?  
Follow the coloring code to find the answer.

Color B's light blue  
Color T's white

Color M's brown  
Color S's dark blue






**Captain John Smith is one of the leaders  
of the new settlement, Jamestown.**




# Make A Wigwam




Make a copy of this page or trace the wigwam pattern.

Color the large semi-circle. Cut carefully around the outside.

Put paste where marked and curve the wigwam around until opposite edge meets dotted line. Smooth and press pasted area with fingers. The wigwam will stand up like the one in the lower right-hand corner.





# WHAT AM I??

What fun food did the Indians give us?  
Fill in the boxes below and find what it is.

- I'm a letter in **CAP**, but not in **CAT**:
- I'm a letter in **RUN**, but not in **FUN**:
- I'm a letter in **BOAT**, but not in **BEAT**:
- I'm a letter in **COME**, but not in **SOME**:
- I'm a letter in **PULL**, but not in **FULL**:
- I'm a letter in **TOP**, but not in **TIP**:
- I'm a letter in **FAN**, but not in **FAR**:

Unscramble the letters in the boxes to find what I am:

\_\_\_\_\_

Can you name some other things that the Indians gave us?

---



---



---



# WORD SEARCH

All of the words in the Word Box below are important to the story of Pocahontas. Find and circle each word in the puzzle below. They read across, down, diagonal and backwards.

C A P T A I N J O H N S M I T H L  
 B A C F O R S T P E U I Q W H J O  
 J A P A Z A W S C I B A U X O G R  
 S E T T L E R S D F H G E H M E D  
 I N D I A N S N W O T S E M A J J  
 I O N J Q R K P S I T U N M S O H  
 P Y D X R E H T O R B W A V R H O  
 N Z A N B C G D E C L Q N R O N S  
 A D A B A E D A R T A G N F L R E  
 T L C F G L A A R S B H E A F O I  
 A V I G I B G U I U R M O O E L L  
 H B R I A R R N V R O K O N O F P  
 W K E N S I S T E R C C K S T E P  
 O K M O N S E M A J G N I K F A U  
 P E A C E O F P O C A H O N T A S

- |            |                |                |              |
|------------|----------------|----------------|--------------|
| 1. AMERICA | 5. ENGLAND     | 11. PEACE OF   | 16. SHIP     |
| 2. BROTHER | 6. INDIANS     | POCAHONTAS     | 17. SISTER   |
| 3. CAPTAIN | 7. JAMESTOWN   | 12. POCAHONTAS | 18. SUPPLIES |
| JOHN SMITH | 8. JAPAZAWS    | 13. POWHATAN   | 19. THOMAS   |
| 4. COURAGE | 9. JOHN ROLFE  | 14. QUEEN ANNE | ROLFE        |
|            | 10. KING JAMES | 15. SETTLERS   | 20. TRADE    |



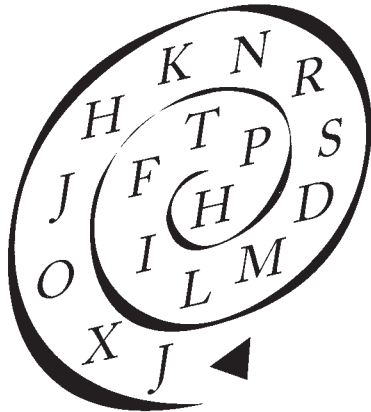


**Pocahontas wants to learn to read.**



# Word Whirls

On each word whirl below, begin at the arrow and circle the first letter. Then circle every other letter. The circled letters will make a word that will answer the question below each puzzle. Write your answers in the blanks.




① What was the name of the Englishman whose life Pocahontas saved? (2 words)

\_\_\_\_\_



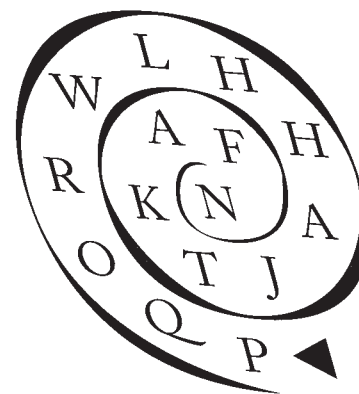
② What was the name of Pocahontas' husband? (2 words)

\_\_\_\_\_



③ What was the name of the English settlement?

\_\_\_\_\_



④ What was the name of Pocahontas' father?

\_\_\_\_\_




# JOURNEY TO JAMESTOWN

The settlers in Jamestown did not know how to plant or harvest crops. Pocahontas knew they would die unless she helped them. Help Pocahontas find her way to Jamestown with food for her new friends.



**START HERE**





**Powhatan, the father of Pocahontas,  
wants to kill John Smith for stealing food!**



# Nouns and Verbs

A noun is the name of a person, place, thing or idea. Some nouns are *horse*, *dog*, *love*. A verb can be an action word such as *run* or *walk*. It can also be a state of being word such as *is* or *was*.


Finish each sentence below with a word from the Word Box. If the sentence tells you to use a noun, choose the correct noun from the Word Box. If the sentence tells you to use a verb, choose the correct verb from the Word Box.

## WORD BOX


father      town      read      married      princess  
brought      queen      America

- Pocahontas was an Indian \_\_\_\_\_ .  
(noun)
- Powhatan was Pocahontas' \_\_\_\_\_ .  
(noun)
- The settlers lived in a small settlement \_\_\_\_\_ called Jamestown.  
(noun)
- Pocahontas wanted Captain Smith to teach her to \_\_\_\_\_ .  
(verb)
- Pocahontas \_\_\_\_\_ food to the starving settlers.  
(verb)
- Pocahontas \_\_\_\_\_ a young man named John Rolfe.  
(verb)
- Pocahontas met the king and \_\_\_\_\_ of England.  
(noun)
- Pocahontas died before she could return to \_\_\_\_\_ .  
(noun)





# POCAHONTAS CROSSWORD



### Across

- 2. Indian princess.
- 5. Pocahontas' husband.
- 9. The settlers were from this country.
- 10. Pocahontas' son.
- 12. Pocahontas wanted to learn to \_\_\_\_\_.
- 13. Queen of England.
- 14. Pocahontas' father.
- 15. Courage.

### Down

- 1. Pocahontas saved his life (2 words)
- 3. The settlers came here to live.
- 4. People who settle in a new land.
- 5. Name of the settlement town.
- 6. Pocahontas brought this to the settlers.
- 7. John Smith's title.
- 8. King of England.
- 11. Powhatan was Pocahontas' \_\_\_\_\_.



# MIX 'N' MATCH CODE

What is Pocahontas best known for in our history?

To decode the message below, match the code letter below each blank with the letter in the top row of the Code Box. Write the letter below it on the blank above the code letter.

CODE BOX																									
A	B	C	D	E	F	G	H	I	J	K	L	M	N	O	P	Q	R	S	T	U	V	W	X	Y	Z
Z	Y	X	W	V	U	T	S	R	Q	P	O	N	M	L	K	J	I	H	G	F	E	D	C	B	A

Message:

\_\_\_\_\_  
 K L X Z S L M G Z H    H Z E V W    X Z K G Z R M  
 \_\_\_\_\_ , \_\_\_\_\_ !  
 \_\_\_\_\_  
 Q L S M    H N R G S H    O R U V





**Pocahontas begs her father  
to let John Smith live!**



# MYSTERY RHYMES

Pocahontas had many strong character qualities. To find one of these qualities, follow these two steps.

**STEP 1:** Find the words in the Word Box that answer the mystery rhymes. Write the words in the blanks to the right of each rhyme.

## WORD BOX

peace Pocahontas John supplies settlers read England

1. For Smith and Rolfe I am a name  
That is spelled exactly the same. \_ \_ \_ \_  
2
2. We are food and goods which are used  
During a ship's voyage or cruise. \_ \_ \_ \_ \_ \_ \_ \_  
3
3. We came from a country far away  
And plan here in America to stay. \_ \_ \_ \_ \_ \_ \_ \_  
4
4. I saved Captain John Smith's life  
And put an end to war and strife. \_ \_ \_ \_ \_ \_ \_ \_  
1
5. This is a country across the seas  
Where the people obey a king's decrees. \_ \_ \_ \_ \_ \_ \_ \_  
6
6. When Rolfe asked for Pocahontas' hand  
They brought this to a war-torn land. \_ \_ \_ \_ \_ \_ \_ \_  
5
7. Pocahontas learned to do this, you see,  
While she was in captivity. \_ \_ \_ \_ \_ \_ \_ \_  
7

**STEP 2:** Write the letters in their correctly numbered spaces below. These letters will spell one of Pocahontas' character qualities.

\_ \_ \_ \_ \_ \_ \_ \_  
1            2            3            4            5            6            7



# FOLLOW THE LINE

Trace the line with a crayon. Help them find something that belongs to them.







# POCAHONTAS

## SCRAMBLERS

Who or what am I? Unscramble each word on the right to answer the questions on the left. Your answers will be names of people or things that are important to the story of Pocahontas.

**1** I am an Indian princess who saved the life of John Smith. Who am I? **O A H O A N P C T S**  
\_\_\_\_\_

**2** I am chief of the Algonquian tribe. Who am I? **A P A H W T N O**  
\_\_\_\_\_

**3** I am the country from which John Smith and the settlers came. What am I? **N A L E G D N**  
\_\_\_\_\_

**4** I am the new settlement town. What am I? **W A T J M S O E N**  
\_\_\_\_\_

**5** I am Pocahontas' husband. Who am I? **O J N H**      **O L R E F**  
\_\_\_\_\_

**6** I rule England. Who am I? **I K G N**      **A E J M S**  
\_\_\_\_\_



D O N ' T F O R G E T

# SAFETY FIRST

A bad accident was caused by a person who did not follow safety rules. What was the safety rule?

Color the X's brown, the Z's red, the Q's green, Read the remaining letters from left to right, row by row.

Z	Z	B	X	X	E	X	Z	Z	Z
Z	C	A	X	R	E	X	F	U	L
Q	Q	Q	W	I	T	H	Z	Z	Z
Q	F	Z	I	X	R	Z	Z	E	Z
Z	Z	D	Z	O	Z	N	Z	T	Z
P	L	Z	A	Y	Z	W	I	T	H
M	A	X	X	T	C	X	H	E	S

Write the safety rule:

---



---



# fun *with* Math *and* Words

Have some fun with math and words. First, solve these addition problems.

<b>5</b>	<b>7</b>	<b>10</b>	<b>3</b>	<b>8</b>	<b>5</b>
<b>+5</b>	<b>+2</b>	<b>+4</b>	<b>+4</b>	<b>+8</b>	<b>+3</b>
<input type="text"/>	<input type="text"/>	<input type="text"/>	<input type="text"/>	<input type="text"/>	<input type="text"/>
<b>C</b>	<b>I</b>	<b>U</b>	<b>F</b>	<b>R</b>	<b>A</b>

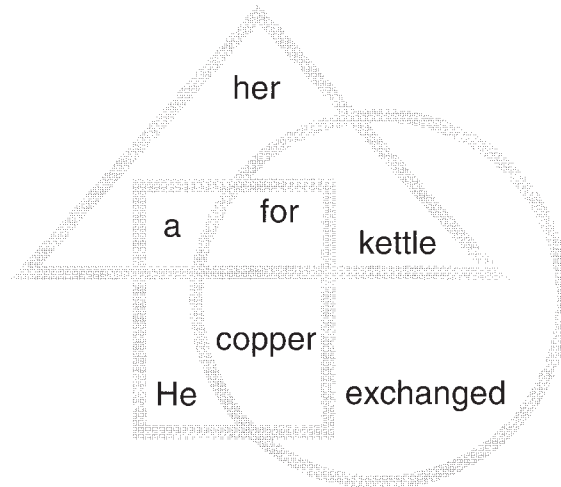
<b>4</b>	<b>3</b>	<b>6</b>	<b>9</b>	<b>10</b>
<b>+2</b>	<b>+1</b>	<b>+6</b>	<b>+8</b>	<b>+10</b>
<input type="text"/>	<input type="text"/>	<input type="text"/>	<input type="text"/>	<input type="text"/>
<b>G</b>	<b>T</b>	<b>E</b>	<b>H</b>	<b>R</b>

The sums of the addition are code numbers for the letters below them. In the spaces below, write the correct letter above each code number to discover what happened to John Smith's ship on his way back of England.



## IN SHAPE WITH HISTORY

One day Powhatan's friend, Japazaws, kidnapped Pocahontas and took her to Captain Argall's ship. Solve the puzzle to discover what he did next. Follow the instructions to fill each blank with the correct word.



1. Find the word that is in the only. Write this word in blank 3.
2. Find the word that is in the and only. Write this word in blank 7.
3. Find the word that is in the only. Write this word in blank 1.
4. Find the word that is in the and only. Write this word in blank 5.
5. Find the word that is in the and only. Write this word in blank 6.
6. Find the word that is in the only. Write this word in blank 2.
7. Find the word that is in the , the and the . Write this word in blank 4.

1	2	3	4
5	6	7	.



# The Secret Sentence

When Pocahontas was on Captain Argall's ship, John Rolfe did something special for her. The secret sentence below tells what he did.

**STEP ONE** Match a word from the Word Box with each picture and write the word in the blanks below it.

**WORD BOX**

ENGLAND      SUPPLIES      POCAHONTAS      JOHN ROLFE



— 1 — 2 — 3 —



— 4 — 5 — 6 —



— — 7 —



— 8 — — 9 —

**STEP TWO** Write the numbered letters in their correct blanks below to decode the secret sentence.

— 2 — 9 — — 3 — 5 — 8 — 4 — 2 — 3 —

— 2 — 9 — 7 — — 3 — 1 — — 7 — 9 — 5 — 6 —



## Pocahontas finally learns to read!

May be reproduced for non-commercial, personal or classroom use per Permission to Reproduce guidelines.  
All other rights reserved. ©2008 NEST Family Learning





# NUMBER PAIRS

Pocahontas' marriage helped to bring peace between the Indians and the settlers. To find the name of the person she married, follow the steps and work the puzzle.

**STEP 1:** If the sentence is true, circle the numeral in the "True" column. If it is false, circle the numeral in the "False" column.

	<u>TRUE</u>	<u>FALSE</u>
1. Pocahontas was an Indian princess.	4	7
2. Powhatan was an Indian chief.	9	2
3. John Smith was Pocahontas' enemy.	14	5
4. All of the settlers starved in the winter.	10	16
5. Pocahontas wanted to read.	6	5
6. John Smith was a captain.	11	3
7. The settlers came from England.	2	18

**STEP 2:** Match the circled numerals with the correct words from the Code Box. Write the words in order in the blanks below the puzzle.

## WORD BOX

4	7	9	1	14	5	10	16
She	is	married	did	asked	a	fell	man
	6	5	11	3	2	18	
	named	sat	John	Thomas	Rolfe	Smith	

Who did Pocahontas marry?

\_\_\_\_\_


\_\_\_\_\_.



# WORD WHEEL

Pocahontas helped bring peace between the Indians and the settlers. Work the puzzle below to discover the special name this peace was given.

Move clockwise around the wheel and color in every other letter beginning with the letter "X" at the arrow. When you have finished, return to the arrow. Moving clockwise around the wheel, read the letters that were not colored. These letters spell seven words that tell you the answer. Write the words in order in the blanks below the puzzle.



What was the name given to the peace between the settlers and the Indians?

-----



# before & AFTER


Solve the puzzle to discover the English name given to Pocahontas.

**Step 1:** For every clue on the left, circle the correct letter in the word on the right.

- |                                  |                   |
|----------------------------------|-------------------|
| Circle the letter AFTER the "t"  | t r i b e         |
| Circle the letter AFTER the "m"  | J a m e s t o w n |
| Circle the letter BEFORE the "o" | b o a t           |
| Circle the letter AFTER the "i"  | s u p p l i e s   |
| Circle the letter BEFORE the "o" | c o r n           |
| Circle the letter AFTER the "a"  | p e a c e         |
| Circle the letter BEFORE the "t" | P o w h a t a n   |

**Step 2:** Write the circled letters on the blanks below.

Pocahontas' English name was  
\_\_\_\_\_.

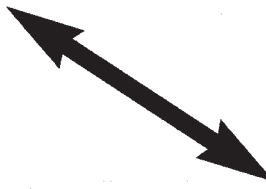




**Pocahontas goes to England with her English husband, John Rolfe, and son Thomas.**



# MATCHING



# GAME

Match each description on the right with the correct person or item on the left. Write the letters of the correct answers in the boxes.

1. Pocahontas

A. Pocahontas' husband

2. Powhatan

B. Name of the English settlement

3. Captain John Smith

C. The settlers came from this country

4. John Rolfe

D. Pocahontas' father

5. Thomas Rolfe

E. Indian princess

6. Jamestown

F. Pocahontas saved his life

7. Settlers

G. He ruled England

8. England

H. Pocahontas' son

9. King James

I. He traded Pocahontas for a kettle

10. Japazaws

J. They came to live in America




# What and When

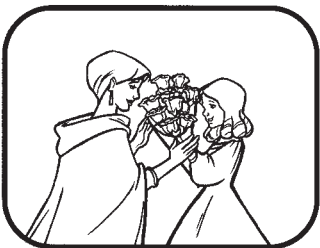
The pictures are from the story of Pocahontas. Find the scene which happened first and draw a line from it on the numeral 1. Then continue with the sequence.



2



4



1



5



3







**Pocahontas meets the  
king and queen of England!**

May be reproduced for non-commercial, personal or classroom use per Permission to Reproduce guidelines.  
All other rights reserved. ©2008 NEST Family Learning



# TRUE OR FALSE




Read each statement below. If it is true, circle the "T." If it is false, circle the "F."

1. Pocahontas was an Indian princess. T F
2. Pocahontas' father was named Japazaws. T F
3. Some English people came to live in America. T F
4. Captain John Smith did not like the Indians. T F
5. Pocahontas did not save John Smith's life. T F
6. Pocahontas brought food to the settlers. T F
7. The English settlement town was called Jamestown. T F
8. England was ruled by King John. T F
9. Pocahontas married Thomas Rolfe. T F
10. Pocahontas sailed for England with her husband and son. T F
11. Pocahontas did not meet the king and queen of England. T F
12. Pocahontas died on the way back to America. T F



# DESCRIBE THEM



Use the words in the Word Box to fill in the blanks and describe the person in the picture. Some words may be used under more than one picture.




---

---

---

---

---




---

---

---

---

---




---

---

---

---

---



---

---

---

---

---

## WORD BOX

kidnapper  
tribe  
father  
kind  
friend  
hunters

angry  
captain  
daughter  
Indians  
hungry  
chief

courageous  
tent dwellers  
caring  
princess  
settler  
greedy

peaceful  
powerful  
wanted war  
leader  
natives  
prisoner



# LETTER JUMBLE

Pocahontas went to England with her husband, John Rolfe, and was supposed to return to America. She never returned. Solve the puzzle below to find what happened to Pocahontas.



**Step One:** The two alphabets below have extra letters in them. Read each alphabet and circle the letters that do not belong.

**ABCDEFGHIJKLMNOIPQRSETUVDWXYZ**

**AOBCDFEFGHAIJKLMFNOEPQRVSTUEVWXYZ**

**Step Two:** Copy the circled letters in order on the blanks below to discover what happened to Pocahontas.

\_\_\_\_\_

\_\_\_\_\_



**Pocahontas is sick with a fever and dies in England.**





# POCAHONTAS QUESTIONS



1. To which Indian tribe did Pocahontas belong?  
What was her title?
2. What was the name of Pocahontas' father?  
What was his title?
3. From which country did John Smith and the settlers come?
4. What was the name of the settlement town?
5. How did Pocahontas help the new settlers?
6. What did Pocahontas do for John Smith?
7. Who kidnapped Pocahontas?  
For what was she traded?
8. What happened to John Smith's ship when he sailed back to England?
9. Who did Pocahontas marry?  
What was her new English name?
10. Where did Pocahontas and John Smith meet for the second time?
11. Who did Pocahontas meet while she was in England?
12. What happened to Pocahontas when she sailed back to America?



# THINGS TO THINK ABOUT AND DO

**NOTE TO THE TEACHER:** These are activities for a group to think about and do.

- 1 It took great courage for the English settlers to leave their homes behind and take a long sea voyage to a strange, new land. Traveling by ship in the early seventeenth century took much longer than it does today. It was also more dangerous. Many ships were crowded, dirty and unsanitary. Why do you think the settlers were willing to make the trip in spite of these problems?



- 2 Imagine that you were one of the English settlers. Captain John Smith has asked you to make up a list of supplies needed for the voyage to America. How much food and water will be needed? What food can you take that won't spoil? What tools and repair supplies will you need? Can you pick up fresh food and water along the way? Remember, storage space is limited.

- 3 Everyday life for Pocahontas' tribe, the Algonquian, was very different from the everyday life of the settlers. Discuss some of the differences in housing, clothing, food gathering and education.

- 4 The settlers learned to trade, or barter, with the Indians for items they needed. What are some of the advantages of the barter system? What are some of the disadvantages?



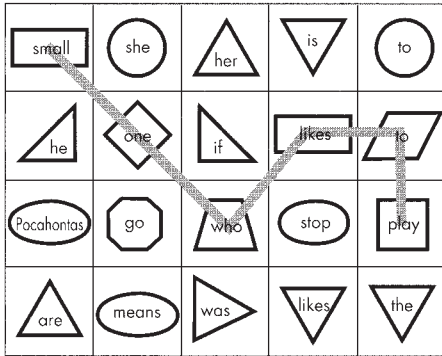
- 5 The Indians introduced the settlers to many food plants that are now used around the world. They also invented many things that we still use today. See how many food plants and inventions you can list. You may need to use an encyclopedia.

# ANSWER KEY

## SHAPE THE ANSWER — PAGE 5

Answer: Pocahontas' tribe  
was the Algonquian.

## SHAPE MAZE — PAGE 6

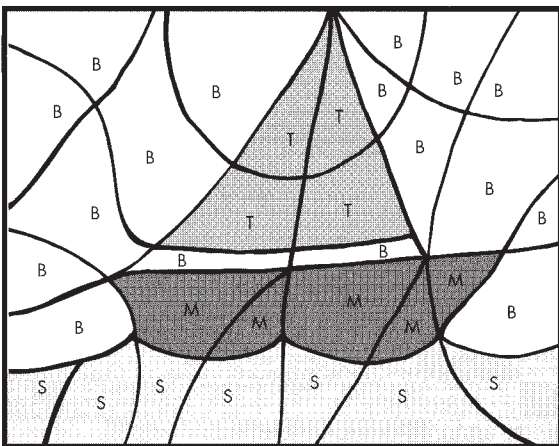


Answer: Small one who  
likes to play.

## NUMBER SEQUENCE — PAGE 8

Answer: ENGLAND


## MYSTERY PICTURE — PAGE 9



## WHAT AM I? — PAGE 12

Answer: popcorn


## WORD SEARCH — PAGE 13



## WORD WHIRLS — PAGE 15

1. John Smith
2. John Rolfe
3. Jamestown
4. Powhatan


## JOURNEY TO JAMESTOWN — PAGE 16



## NOUNS AND VERBS — PAGE 18

1. princess
2. father
3. town
4. read
5. brought
6. married
7. queen
8. America

**CROSSWORD** — PAGE 19



**MIX 'N' MATCH CODE** — PAGE 20

Answer: Pocahontas saved Captain John Smith's life!

**MYSTERY RHYMES** — PAGE 22

Answer: Courage

**FOLLOW THE LINE** — PAGE 23



**POCAHONTAS SCRAMBLERS** — PAGE 24

1. Pocahontas
2. Powhatan
3. England
4. Jamestown
5. John Rolfe
6. King James

**SAFETY FIRST** — PAGE 25

Answer: "Be careful with fire, don't play with matches."

**FUN WITH MATH & WORDS** — PAGE 26

Answer: It caught fire.

**IN SHAPE WITH HISTORY** — PAGE 27

Answer: He exchanged her for a copper kettle.

**THE SECRET SENTENCE** — PAGE 28

Step One:

Pocahontas England  
John Rolfe supplies

Step Two:

He taught her to read.

**NUMBER PAIRS** — PAGE 30

Answer: She married a man named John Rolfe.

**WORD WHEEL** — PAGE 31

Answer: "Peace of Pocahontas."

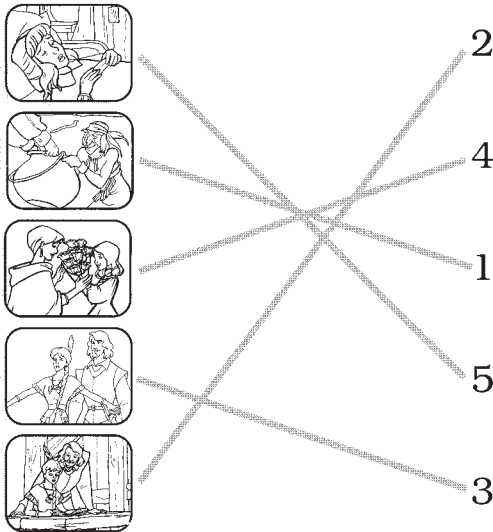
**BEFORE & AFTER** — PAGE 32

Answer: Pocahontas' English name was Rebecca.

**MATCHING GAME** — PAGE 34

- |      |       |
|------|-------|
| 1. E | 6. B  |
| 2. D | 7. J  |
| 3. F | 8. C  |
| 4. A | 9. G  |
| 5. H | 10. I |

**WHAT AND WHEN** — PAGE 35



**MISSING LETTERS** — PAGE 36

Step One:

- |        |         |
|--------|---------|
| 1. EHS | 4. GIKN |
| 2. EMT | 5. ADN  |
| 3. EHT | 6. ENQU |

Answer: She met the king and queen.

**TRUE OR FALSE** — PAGE 38

- |          |          |           |
|----------|----------|-----------|
| 1. True  | 5. False | 9. False  |
| 2. False | 6. True  | 10. True  |
| 3. True  | 7. True  | 11. False |
| 4. False | 8. False | 12. True  |

**DESCRIBE THEM** — PAGE 39

- |               |            |
|---------------|------------|
| 1. daughter   | 3. father  |
| courageous    | chief      |
| caring        | powerful   |
| princess      | wanted war |
| prisoner      | leader     |
| 2. tribe      | 4. captain |
| Indians       | hungry     |
| tent dwellers | settler    |
| hunters       | leader     |
| natives       | friend     |

**LETTER JUMBLE** — PAGE 40

Answer: She died of a fever.

**QUESTIONS** — PAGE 42

Answers:

1. She belonged to the Algonquian tribe. She was a princess.
2. His name was Powhatan. He was the chief of the Algonquian tribe.
3. They came from England.
4. It was called Jamestown.
5. She brought them food and supplies.
6. She saved his life.
7. Japazaws kidnapped her. He traded her for a copper kettle.
8. The ship caught fire.
9. She married an Englishman named John Rolfe. Her new English name was Rebecca.
10. They met for the second time in England.
11. She met the king and queen.
12. She died before reaching America.



# Certificate of Achievement

This certifies that

\_\_\_\_\_

has mastered the

## Pocahontas

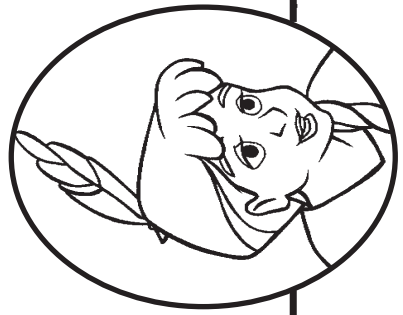
RESOURCE & ACTIVITY

from NEST Family Entertainment™

by successfully completing all of the puzzles, games, and activities found herein.

\_\_\_\_\_

As of this date



*NEST Family Entertainment*



# Enjoy the Lessons of History...



Watch as children are drawn into The Animated Hero Classics® series! Then, the fun and learning continue as they build on their biographical and historical knowledge by exploring the lessons further with this series of Resource & Activity Books full of curriculum related activities, problem solving, learning assessment tools as well as word games, puzzles and coloring pages. Each book in the Animated Hero Classics® series is an adventure for children of all ages and the perfect way to encourage continued learning discovery!

Except for the raw courage of Native American princess, Pocahontas, the English settlers at Jamestown in the early 17th century would have died from starvation and exposure. Her brave intervention saved the settlers' lives and brought peace between two very different peoples. Recapture all the drama and suspense that filled the early days of America's colonization. History comes alive as you meet an inquisitive girl who grows into a great ambassador for peace.



Collect the other titles in NEST's animated Hero Classics collection:

- |                      |                       |
|----------------------|-----------------------|
| Thomas Edison        | Alexander Graham Bell |
| George Washington    | The Wright Brothers   |
| Harriet Tubman       | Maccabees             |
| Christopher Columbus | Helen Keller          |
| Benjamin Franklin    | Leonardo da Vinci     |
| Florence Nightingale | Joan of Arc           |
| William Bradford     | Marco Polo            |
| Pocahontas           | Galileo               |
| Abraham Lincoln      | Marie Curie           |
| Louis Pasteur        | Beethoven             |

NEST Family Entertainment Products are Recognized for Excellence in Family and Children's Entertainment.



**NEST Family Entertainment**™

1461 S. Bellline Rd., Ste 500, Coppell, TX 75019

TM, © & © 2005 NEST. All rights reserved. r 2.0  
Printed in the USA



ISBN 1-56489-930-6