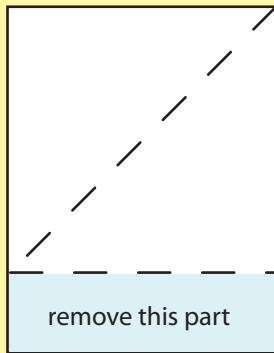

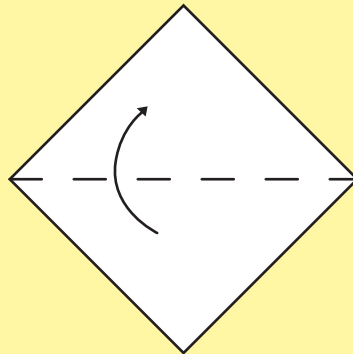


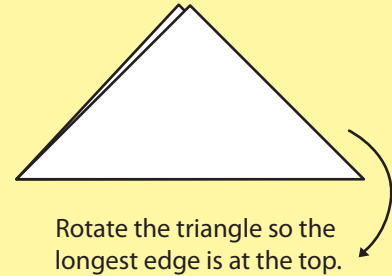
How To Fold An Origami Dog!



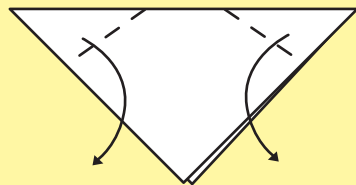
You'll need a square piece of paper. If you don't have origami paper, you can make a square from a rectangle. Fold on the dotted lines, and cut away the extra.



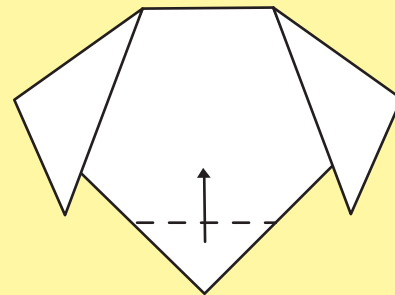
Fold your square in half diagonally.




Rotate the triangle so the longest edge is at the top.



Fold the top points down on the dotted lines to make ears.



Fold the bottom points up on the dotted line to make a mouth.



Draw a face and spots on your dog to look like Sparky!

