

Fire Puzzlers

Fire Danger Rangers know their fire and carbon monoxide facts. That's why they are heroes when it comes to safety!



Reproducible Master

Part A. Look at the pictures and write the mystery safety rule on the lines below.






Part B. One, two, three, you can't puzzle me! Do this crossword puzzle about school and home safety.



Across

- 3. If you hear a smoke alarm, don't _____, get outside.
- 4. Know _____ ways to get out of each room.
- 5. A _____ alarm beeps when it senses smoke.
- 7. Crawl on the _____ to escape a fire.
- 10. Put a fire extinguisher in the _____.
- 11. Carbon monoxide is a colorless, odorless _____ given off by certain appliances.
- 12. Change the _____ in a smoke alarm every 6-12 months.
- 14. Cover your _____ with your hands when you "Stop, Drop and Roll."



Down

- 1. Keep emergency numbers near your _____.
- 2. Put a smoke alarm on every _____ of your home.
- 6. Never play with _____.
- 8. If there is a fire in your home, get _____ and go to your family's meeting place.
- 9. Place a smoke alarm inside your _____ especially if you sleep with the door closed.
- 13. Place a smoke alarm in the _____ outside the bedrooms of your home.


Word Bank

- bedroom
- phone
- smoke
- gas
- floor
- face
- matches
- hall
- kitchen
- hide
- battery
- two
- outside
- level






Taking Inventory

Hey, *Fire Danger Rangers!* Is this home prepared if there's a fire or a carbon monoxide emergency? Find and circle the safety devices. Then count how many you found and write the number in the chart below. Count how many you have in your own house.



A CO alarm should be placed at least 12 feet away from your gas appliances, fireplaces or furnace.

	Smoke Alarms	Carbon Monoxide Alarms	Fire Extinguishers
	Picture  My House	Picture  My House	Picture  My House
Bedrooms			
Kitchen			
Dining Room			
Living Room			
Basement			
Hall			
Garage			
How many are there all together?			

Why is it important to have all of these safety devices in a home?



Be a Household Hero



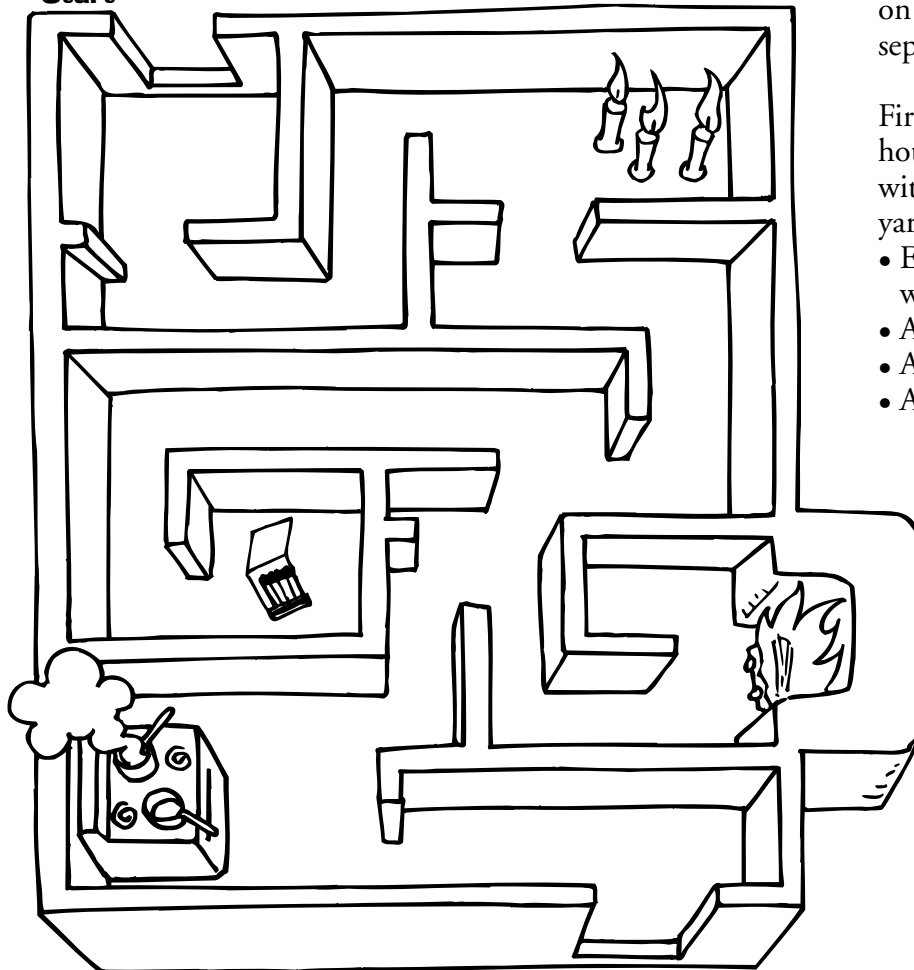
Reproducible Master

Part A. *What if you hear the smoke alarm in your house?*

- Don't hide, get outside! Follow your family escape plan and get to safety.
- Don't stop to pick up toys. Get out now.
- Crawl on the floor to stay cooler and to breathe easier. Smoke and heat rise.
- To get out, first try a door. But before opening it, feel it. If it feels hot, there may be fire on the other side. Get out another way.
- Go straight to your family's outside meeting-place and check in.
- Stay outside. Don't go back for anything.
- If your clothes ever catch on fire, don't run! STOP where you are, and cover your face with your hands, DROP to the ground, then ROLL over and over to smother the flames.

Be a household fire hero! Complete the maze and get everyone out safely.

Start



Finish

Whom do you call in an emergency?
 In most neighborhoods you call 911 to report a fire or other emergency. Ask an adult whom to call in your neighborhood. If there's a fire in your home, get outside, go to a friend's or neighbor's house and call for help.

Part B. Work with a parent or family member to make a fire-escape plan for your house. Show your plan on the back of this paper or on a separate sheet.

First, draw a picture of how your house would look from above—without a roof on top. Draw the yard, too. Show:

- Each person's bedroom, showing windows and doors
- All stairways
- All doors leading to the outside
- A family meeting-place outside

Use a marker or crayon to show:

- Two ways to get to the outside meeting place from each bedroom
- One way to reach the meeting-place from a different room

Then have a practice family fire drill. Be sure to practice this plan with your family at least twice a year.



Check out the *Fire* *Danger* *Ranger*TM Checklist



No *Fire Danger Ranger* is official without a badge. Color and decorate your badge. Then wear it as you complete this home-safety checklist with your parents or other family members. You will help your family be ready for a household emergency. Draw a line through any rooms that you don't have in your house.

Smoke Alarms - Do you have one in these places?

Bedroom hallway

Your bedroom

Your parent's bedroom

Brothers'/sisters' bedrooms

Living room

Family or playroom

Main-floor hallway

In or near kitchen

Top of basement stairs

In basement

Do you test the batteries in your smoke alarms

at least once a month to make sure they are working right?

- | | |
|------------------------------|-----------------------------|
| <input type="checkbox"/> Yes | <input type="checkbox"/> No |
| <input type="checkbox"/> Yes | <input type="checkbox"/> No |
| <input type="checkbox"/> Yes | <input type="checkbox"/> No |
| <input type="checkbox"/> Yes | <input type="checkbox"/> No |
| <input type="checkbox"/> Yes | <input type="checkbox"/> No |
| <input type="checkbox"/> Yes | <input type="checkbox"/> No |
| <input type="checkbox"/> Yes | <input type="checkbox"/> No |
| <input type="checkbox"/> Yes | <input type="checkbox"/> No |
| <input type="checkbox"/> Yes | <input type="checkbox"/> No |
| <input type="checkbox"/> Yes | <input type="checkbox"/> No |
| <input type="checkbox"/> Yes | <input type="checkbox"/> No |
| <input type="checkbox"/> Yes | <input type="checkbox"/> No |
| <input type="checkbox"/> Yes | <input type="checkbox"/> No |



Fire Extinguishers - Do you have one in these places?

Kitchen

Near a fireplace

Garage

Every level of your home

- | | |
|------------------------------|-----------------------------|
| <input type="checkbox"/> Yes | <input type="checkbox"/> No |
| <input type="checkbox"/> Yes | <input type="checkbox"/> No |
| <input type="checkbox"/> Yes | <input type="checkbox"/> No |
| <input type="checkbox"/> Yes | <input type="checkbox"/> No |



Carbon Monoxide (CO) Alarms - Do you have one in these places?

Every level of your home

Bedroom hallways

On same floor as furnace (at least 15 feet away)

- | | |
|------------------------------|-----------------------------|
| <input type="checkbox"/> Yes | <input type="checkbox"/> No |
| <input type="checkbox"/> Yes | <input type="checkbox"/> No |
| <input type="checkbox"/> Yes | <input type="checkbox"/> No |

Fire Safety - Do you practice these fire-safety tips?

Do you know and practice the

STOP, DROP and ROLL procedure?

Does your family have a home-escape plan that you

practice twice a year?

Do you keep a list of emergency numbers near your phone?

Do you test all safety products at least once a month to be sure

they are working right?

Do you replace your smoke alarms before they are 10 years old?

- | | |
|------------------------------|-----------------------------|
| <input type="checkbox"/> Yes | <input type="checkbox"/> No |
| <input type="checkbox"/> Yes | <input type="checkbox"/> No |
| <input type="checkbox"/> Yes | <input type="checkbox"/> No |
| <input type="checkbox"/> Yes | <input type="checkbox"/> No |
| <input type="checkbox"/> Yes | <input type="checkbox"/> No |

