

A-Mazing Zebras

Find your way through the stripes on these zebras. There's only one way to get from **START** to **END**.




ILLUSTRATION BY PATRICK MERRELL

Ranger
Rick Jr.

[nwf.org](#)

Play an Animal Matching Game and Charades - National Wildlife Federation

1 min read • [original](#)

Average Rating:	
Participant Age:	Under 7, 7 to 12
Approximate Cost:	\$0
Duration:	1 to 60 minutes
Difficulty:	
Physical Challenge:	



What You Need

- Acting Like Animals print-out, 2 copies
- Cardboard, such as an old cereal box
- Clear contact paper (optional, if you want to laminate the cards)
- Glue
- Markers or crayons
- Scissors

What You Do

- 1. Put together two sets of small animal pictures.**

Print "Acting Like Animals" two times.

Or you could have your family draw their own pictures of various animals, then make a copy of their drawings.

If your kids enjoy coloring, they can color in the pictures.

Make the pictures into small cards. Cut an old cereal box into panels and glue on the animal pictures. Then cut them into cards. Laminate with clear contact paper if you'd like.



2. Play Animal Charades.

Take one set of the cards. Each family member can take one. They act out the animal while the other family members guess. Here's someone acting the part of a cricket.



3. You can play this game when you are out on a bike ride.

Need a break during your ride? Pull out your cards and have a quick game.

Here a boy pretends to be a fish.






4. Now you can play the Animal Matching Game.


Find a flat surface such as a picnic table or bench. Shuffle the two sets of cards together. Now you can play a matching game where you get to turn over two cards. If they match, you get to keep them. If not, you flip them back over.



5. Both these games are appropriate for a wide range of ages.


If you like matching games, Ranger Rick has many [online matching games](#) as well.





See great drawings and funny notes from our readers!

RangerRick.tumblr.com




Original URL:

<http://www.nwf.org/kids/family-fun/crafts/animal-charades-matching-game.aspx>




Acting Like Animals Cards

WORKSHEET



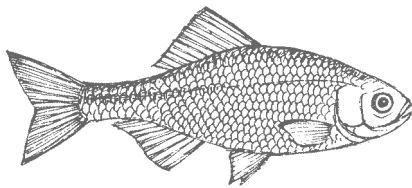
BEAVER




BOBCAT



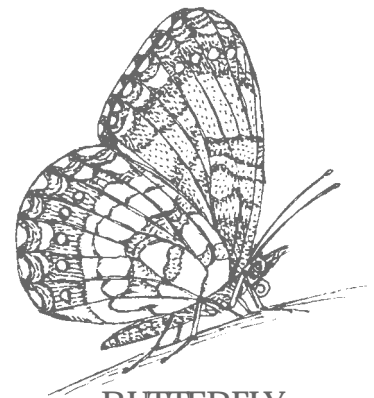
CHIPMUNK



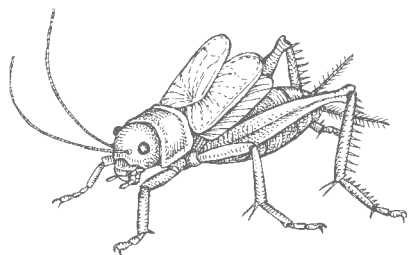
FISH



EAGLE



BUTTERFLY



CRICKET



BEE



VULTURE





WORKSHEET

Acting Like Animals Cards

Chipmunk:

- Digs long, shallow burrows to make its home.
- Nervous; scampers around on the ground or low branches of trees.
 - Carries nuts, seeds, and fruit in expandable cheek pouches.

Bobcat:

- Small wild cat with tufted ears.
 - Shy; hunts at night by sneaking up on prey and pouncing.
 - Prefers the ground but can climb trees.

Beaver:

- Has four large front teeth (incisors).
- Gnaws on trees to eat soft inner bark and to build dams.
- Slaps the water with its tail when alarmed.

Butterfly:

- Antennae help it smell and feel, flies by flapping wings rapidly.
 - Usually holds wings up when resting (some hold them flat).
- Has long proboscis (like a tongue) to suck up nectar.

Eagle:

- Soars through the air by holding its wings stretched straight out .
- Hunts for fish by gliding in with talons outstretched.
- When perching, stands with head upright, watching movements with quick turns of head.

Fish:

- Swallows food by gulping.
- Swims by moving body from side to side, controls direction with fins .
 - Ectothermic (depends on outside temperatures for body heat).

Vulture:


- Soars with wings held in a slight V-shape above its body.
- Often perches with head hanging down.
- Projects vomit to protect themselves and young.

Bee:

- Flies rapidly from flower to flower.
- Collects nectar with proboscis.
- Collects pollen with hairy body.

Cricket:


- Males chirp by rubbing wings rapidly.
- Travels by hopping.
- Hangs on to grasses with bristles on hind legs.




Let's Draw!

A Bear


1.




2.



3.






4.



Let's Draw!

A Ring-tailed Lemur





Parrot


For more coloring pages and activities, visit us at nwf.org/kids.

ILLUSTRATION BY DANIEL HOWARTH

Ranger
Rick Jr.

Sloth Hide-and-Seek

Find six sloths hiding
in the trees.



Sparrows in Winter

Count the sparrows.
How many do you see?



Now find the two
sparrows that are
exactly alike.

These four treefrogs all tried to catch the same grasshopper. Which frog caught the insect?

Frannie



Freddy



Fergie



Frankie



What's Wrong in the Arctic?



Can you find the one thing that's wrong with each animal?

