

Home Safety with Rover

Kids' Activity Book



Made possible by


MetLife Foundation










Hello! My name is Rover, the Home Safety Hound. I work to sniff out things that are not safe in the home and I fix them.



Complete all of the activities in this book and you can become a **Safety Star** – have fun!



A note to grownups: Please take a few minutes to review the activities with your family and enjoy learning about home safety together!





Safety Star

Activity 1: Grades K and 1

Connect the dots to see our favorite Home Safety Hound.

Home Safety Rules!





A Recipe for Safety

Activity 2: Grades K and 1

Get cooking! In the first picture, **cross out** everything in the kitchen that is **unsafe**. In the second picture, **circle** everything you see that is **safe**. An example has been done in each picture. When you are finished, color in the safe picture.





Simon Says . . .


Activity 3: Grades 2 and 3

Water is fun when taking a bath or staying cool in the pool. But always remember water safety rules! Look at each picture. Next, read the words in the word box. Fill in the right word to finish each sentence. Then color the pictures.

slips	grownup	tub	locked	hot
-------	---------	-----	--------	-----



Simon says, "Only go swimming when a _____ is watching you."



Simon says, "Remind grownups to keep the pool gate closed and _____ when they are not at the pool."



Simon says, "A grownup should test the water in the tub to make sure it is not too _____."




Simon says, "Water should be wiped up so no one _____ and gets hurt."



Simon says, "Hold on when you get in and out of the _____. Be sure to step on a mat and dry off carefully, too."








Learn the Safe Way


Activity 4: Grades 2 and 3

Below are some safety tips to help you become a Safety Star. The bold words are hidden in the word search. Find the hidden words and circle them.

- House cleaners and medicine should be kept in **locked** cabinets.
- Wear a personal flotation device while learning to **swim** and never swim without a grownup watching.
- Always tell a grownup about a **safety** danger. Never try to fix it yourself.
- Hot water** and liquids can cause serious burns.
- Always stay at least **three** feet away from a stove.
- If you find matches or a lighter, do not touch them. Tell a **grownup**.
- Eat your **food** slowly to avoid choking.
- Toys, clothes, and **bookbags** should be put away so no one trips over them.
- Never take **medicine** or vitamins without a trusted grownup's permission.
- Learn your address and phone number and all **emergency** phone numbers.



E	U	N	H	C	L	M	E	N	I
S	W	I	M	Z	I	N	G	P	A
G	A	F	M	K	A	O	N	C	B
R	M	F	L	O	C	K	E	D	W
O	Q	M	E	D	I	C	I	N	E
W	Y	K	Z	T	H	R	E	E	R
N	F	P	A	B	Y	F	O	O	D
U	E	M	E	R	G	E	N	C	Y
P	H	O	T	W	A	T	E	R	X
B	O	O	K	B	A	G	S	M	T





Safety Shopping List

Activity 5: Grade 4

Rover is going shopping for some home safety items. He needs your help. Look at the pictures below. Circle all of the items that you think should be on their "safety shopping list."



\$9.99



\$5.75



\$15.00



\$2.50



\$9.48




\$24.00



\$4.00



\$27.85



\$24.97



\$2.99



\$35.00



\$2.50

Now put your math skills to work to answer these questions.

- Which costs more money, the first aid kit or the flashlight? _____
How much more? _____
- How much will it cost to buy the toy chest and the phone? _____
- Rover and Freddie know they need to have one carbon monoxide detector for their basement and one near the bedrooms. How much will two carbon monoxide detectors cost? _____
- Rover has a five dollar bill and eight quarters. Does he have enough money for two packages of batteries?

- If Rover and Freddie need to buy two smoke alarms and one package of batteries, how much will it cost?

- Rover has \$30.00. He buys a personal flotation device. How much change will he get back?

- If Freddie has \$8.00, how many light bulbs can he buy? _____



Now it's your turn. On a separate piece of paper, make up five math problems using these safety items. Don't forget to give the answers!





Answer Key

A Recipe for Safety (page 2)

cross out everything in the kitchen that is **unsafe**



circle everything you see that is **safe**



Simon Says . . . (page 3)

Simon says, "Only go swimming when a **grownup** is watching you."


Simon says, "Remind grownups to keep the pool gate closed and **locked** when they are not at the pool."

Simon says, "A grownup should test the water in the tub to make sure it is not too **hot**."

Simon says, "Water should be wiped up so no one **slips** and gets hurt."

Simon says, "Hold on when you get in and out of the **tub**. Be sure to step on a mat and dry off carefully, too."

Learn the Safe Way (page 6)



Safety Shopping List (page 7)

- Which costs more money, the first aid kit or the flashlight? **first aid kit**
How much more? **\$14.52**
- How much will it cost to buy the toy chest and the phone? **\$50.00**
- Rover and Freddie know they need to have one carbon monoxide detector for their basement and one near the bedrooms. How much will two carbon monoxide detectors cost? **\$49.94**
- Rover has a five dollar bill and eight quarters. Does he have enough money for two packages of batteries? **no**
- If Rover and Freddie need to buy two smoke alarms and one package of batteries, how much will it cost? **\$23.98**
- Rover has \$30.00. He buys a personal flotation device. How much change will he get back? **\$2.15**
- If Freddie has \$8.00, how many light bulbs can he buy? **3**

Safe Kids Worldwide
1301 Pennsylvania Avenue, NW
Suite 1000
Washington, D.C. 20004
202.662.0600

www.safekids.org