

Model Year **2019**

# Fuel Economy Guide

Find-a-Car app



[fueleconomy.gov](http://fueleconomy.gov)

U.S. Department of Energy

Office of Energy Efficiency and Renewable Energy


U.S. Environmental Protection Agency

UPDATED: December 19, 2018



DOE/EE-1878





## contents

- Using the *Fuel Economy Guide* / **i**
- Understanding the Guide Listings / **1**
- Why Some Vehicles Are Not Listed / **1**
- Tax Incentives and Disincentives / **2**
- Fuel Economy Saves You Money / **2**
- Fueling Options / **2**
- Vehicle Classes Used in This Guide / **3**
- Annual Fuel Cost Ranges for Vehicle Classes / **3**
- Advanced Vehicle Technologies / **4**
- Charging Your Electric or Plug-In Hybrid Vehicle / **4**
- Improve Your Fuel Economy / **5**
- Fuel Economy Leaders / **6**
- 2019 Model Year Vehicles / **7**
- Diesel Vehicles / **32**
- All-Electric Vehicles / **33**
- Fuel Cell Vehicles / **35**
- Plug-in Hybrid Electric Vehicles / **36**
- Hybrid Electric Vehicles / **40**
- Ethanol Flexible Fuel Vehicles / **42**
- Index / **44**

## USING THE FUEL ECONOMY GUIDE

The U.S. Environmental Protection Agency (EPA) and U.S. Department of Energy (DOE) produce the *Fuel Economy Guide* to help car buyers choose the most fuel-efficient vehicle that meets their needs. The *Guide* is available on the Web at [fueleconomy.gov](http://fueleconomy.gov).

## Fuel Economy Estimates

The purpose of EPA's fuel economy estimates is to provide a reliable basis for comparing vehicles.

Most vehicles in this guide (other than plug-in hybrids) have three fuel economy estimates:

- A "city" estimate that represents urban driving, in which a vehicle is started in the morning (after being parked all night) and driven in stop-and-go traffic
- A "highway" estimate that represents a mixture of rural and interstate highway driving in a warmed-up vehicle, typical of longer trips in free-flowing traffic
- A "combined" estimate that represents a combination of city driving (55%) and highway driving (45%)

Estimates for all vehicles are based on laboratory testing under standardized conditions to allow for fair comparisons.

Flexible fuel vehicles (FFVs), which can use gasoline and E85, have estimates for both fuels. Plug-in hybrid electric vehicles (PHEVs) have estimates for (1) electric-only or blended electric and gasoline operation and (2) gasoline-only operation. PHEVs are discussed in more detail on page 36. For answers to frequently asked questions about fuel economy estimates, visit [fueleconomy.gov](http://fueleconomy.gov).

## Annual Fuel Cost Estimates

This guide provides annual fuel cost estimates, rounded to the nearest \$50, for each vehicle. The estimates are based on the assumptions that you travel 15,000 miles per year (55% under city driving conditions and 45% under highway conditions) and that fuel costs \$2.37/gallon for regular unleaded gasoline, \$2.79/gallon for mid-grade unleaded gasoline, and \$3.03/gallon for premium. Cost-per-gallon assumptions for vehicles that use other fuel types are discussed at the beginning of those vehicle sections.

Visit [fueleconomy.gov](http://fueleconomy.gov) to personalize fuel costs based on current fuel prices and your driving habits.

## Your Fuel Economy Will Vary

EPA's fuel economy values are good estimates of the fuel economy a typical driver will achieve under average driving conditions and provide a good basis to compare one vehicle to another. Still, your fuel economy may be slightly higher or lower than EPA's estimates. Fuel

economy varies, sometimes significantly, based on driving conditions, driving style, and other factors.

To ensure that estimates are consistent across different makes and models, the EPA estimates are based on a standardized, repeatable testing procedure. These tests model an "average" driver's environment and behavior based on real world conditions, such as stop-and-go traffic.

However, it is impossible for a single test to predict fuel economy precisely for all drivers in all environments. For example, the following factors can lower your vehicle's fuel economy:

- Aggressive driving (speeding and hard acceleration and hard braking)
- Excessive idling, accelerating, and braking in stop-and-go traffic
- Cold weather (engines are more efficient when warmed up). The impact is greater for short trips.
- Driving with a heavy load or with the air conditioner running
- Improperly tuned engine or under-inflated tires
- Driving on mountainous or hilly terrain
- High-performance or snow tires
- Use of remote starters

In addition, small variations in vehicle manufacturing can cause fuel economy variations in the same make and model, and some vehicles don't attain maximum fuel economy until they are "broken in" (around 3,000–5,000 miles).

With fuel-efficient driving techniques, drivers may also achieve better fuel economy than the EPA estimates. See "Improve Your Fuel Economy" on page 5 for tips on maximizing your fuel economy.

The EPA ratings are a useful tool for comparing vehicles because they are always done in precisely the same way under the same set of conditions. However, they may not accurately predict the fuel economy *you* will get. This is also true for annual fuel cost estimates. For more information on fuel economy ratings and factors that affect fuel economy, visit [fueleconomy.gov](http://fueleconomy.gov).

## UNDERSTANDING THE GUIDE LISTINGS

We hope you'll find the *Fuel Economy Guide* easy to use! Fuel economy and annual fuel cost data are organized by vehicle class (see page 3 for a list of classes). Within each class, vehicles are listed alphabetically by manufacturer and model.

Vehicle models with different features, such as engine size or transmission type, are listed separately. Engine and transmission attributes are shown in the first column under the model name.

Additional attributes needed to distinguish among vehicles (e.g., fuel type or suggested fuel grade) are listed in the "Notes" column. A legend for abbreviations is provided on page 7.

A "P" in the "Notes" column indicates that the manufacturer *recommends* that the vehicle be fueled with premium-grade gasoline, and a "PR" indicates that the manufacturer *requires* premium. The higher price of premium fuel is reflected in the annual fuel cost of these vehicles.

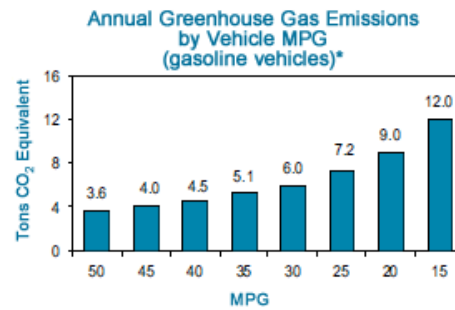
The most fuel-efficient vehicles in each class and alternative fuel vehicles are indicated with special markings (see diagram below). Vehicles that can use

more than one kind of fuel have an entry for each fuel type.

Interior passenger and cargo volumes are located in the index at the back of the *Guide*.

Each vehicle listing includes a greenhouse gas (GHG) rating on a scale of 1 (worst) to 10 (best). This rating is a comparison of the tailpipe GHG emissions of the vehicle to those of other vehicles of the same model year.

Highway vehicles account for about 24% (1.6 billion tons) of U.S. greenhouse gas emissions each year. The average recent-model vehicle causes the release of 6 to 9 tons of GHGs each year. Switching from a vehicle that gets 20 miles per gallon (MPG) to one that gets 25 MPG can reduce GHG emissions by 1.7 tons per year.



\*Includes both tailpipe and upstream emissions.

## WHY SOME VEHICLES ARE NOT LISTED

Light-duty fuel economy regulations do not apply to

- Sport utility vehicles (SUVs) and passenger vans with a gross vehicle weight rating (GVWR) of more than 10,000 pounds—GVWR is the vehicle weight plus carrying capacity
- Other vehicles with a GVWR of 8,500 pounds or more or a curb weight over 6,000 pounds

Therefore, manufacturers do not have to estimate their fuel economy, and fuel economy labels are not posted on their windows.

Also, fuel economy information on some vehicles was not available in time to be printed in this guide. More up-to-date information can be found at [fuelconomy.gov](http://fuelconomy.gov).

### Sample Vehicle Listing (Not Actual Data)

| Manufacturer<br>Model<br>Configuration<br>(trans, eng size, cyl) | MPG  |          | Annual<br>Fuel<br>Cost | GHG<br>Rating | Notes |
|------------------------------------------------------------------|------|----------|------------------------|---------------|-------|
|                                                                  | Comb | City/hwy |                        |               |       |
| <b>KIA</b><br><b>Soul Electric</b><br>A-1                        | 108  | 124/93   | \$600                  | 10            | EV    |
| <b>TOYOTA</b><br><b>COROLLA</b><br>AV-S7, 1.8L, 4cyl             | 31   | 28/35    | \$1,350                | 7             | PT    |
| M-6, 1.8L, 4cyl                                                  | 30   | 27/35    | \$1,400                | 7             | PT    |
| <b>LARGE CARS</b>                                                |      |          |                        |               |       |
| <b>CHEVROLET</b><br><b>Impala</b><br>A-S6, 2.5L, 4cyl            | 25   | 22/29    | \$1,700                | 5             | SS    |
| A-S6, 3.6L, 6cyl                                                 | 22   | 19/28    | \$1,950                | 4             |       |
| <b>Impala FFV</b><br>A-S6, 3.6L, 6cyl                            | 22   | 18/28    | \$1,950                | 4             | Gas   |
|                                                                  | 16   | 14/20    | \$1,950                | 5             | E85   |

**Manufacturer**

**Model**

The most fuel-efficient vehicle per class is listed in blue boldface type and marked with a blue pointer (▶).

EPA combined city/highway MPG estimate based on 55% city and 45% highway driving

**Vehicle class**

Transmission information: type (A=automatic, A-S=automatic transmission-select shift, AV=continuously variable transmission, M=manual, etc.) followed by number of gears or speeds

Alternative fuel vehicles are highlighted by a blue bar, and those that can use two kinds of fuel, such as flexible fuel vehicles (FFVs), have an entry for each fuel type.

EPA city & highway MPG estimates.  
EXAMPLE: 124 MPG city; 93 MPG highway

Compares the tailpipe greenhouse gas emissions to those of other vehicles of the same model year on a scale of 1 (worst) to 10 (best)

Additional information to help further identify the vehicle (e.g., engine and fuel system info) along with other useful information about taxes, required fuel grade, etc.  
EXAMPLE: P=premium gasoline recommended, T=turbocharger

Estimated annual fuel cost, assuming 15,000 miles of travel a year (55% city and 45% highway) and an average fuel price

FFVs have fuel economy, fuel cost, and GHG estimates for both gasoline and E85.

Includes both tailpipe and upstream emissions.

## TAX INCENTIVES AND DISINCENTIVES

### Federal Tax Credits

You may be eligible for a federal income tax credit of up to \$7,500 if you purchase a qualifying electric or plug-in hybrid vehicle in 2018-19.

Visit [fuelconomy.gov](http://fuelconomy.gov) for more information on qualifying models, credit amounts, and phase-out dates.

### Gas Guzzler Tax

The Energy Tax Act of 1978 requires auto companies to pay a “gas guzzler” tax on the sale of cars with exceptionally low fuel economy. Such vehicles are identified in the *Guide* by the word “Tax” in the “Notes” column. In the dealer showroom, the words “Gas Guzzler” and the tax amount are listed on the vehicle’s fuel economy label. The tax does not apply to light-duty trucks.

## FUEL ECONOMY SAVES YOU MONEY

The average household spends about one-fifth of its total family expenditures on transportation, making it the second most expensive category after housing. You could save as much as \$1,000 (or more) in fuel costs each year by choosing the most fuel-efficient vehicle in a particular class. This can add up to thousands of dollars over a vehicle’s lifetime. Fuel-efficient models come in all shapes and sizes, so you need not sacrifice utility or size.

Each vehicle listing in the *Fuel Economy Guide* provides an estimated annual fuel cost (see page i). The Find and Compare Cars tool at [fuelconomy.gov](http://fuelconomy.gov) features an annual fuel cost calculator that allows you to insert your local gasoline prices and typical driving conditions (percentage of city and highway driving) to obtain more accurate fuel cost information for your vehicle.

## FUELING OPTIONS

### Ethanol Blends—E85 and E10

Ethanol is a domestically produced, renewable fuel made primarily from corn and sugar cane. The use of ethanol as a vehicle fuel can reduce greenhouse gas (GHG) emissions and U.S. dependence on imported petroleum.

E10 is a blend of 10% ethanol and 90% gasoline and is legal for use in any gasoline-powered vehicle. Most of the gasoline sold in the U.S. contains up to 10% ethanol to boost octane, meet air quality requirements, or satisfy the federal Renewable Fuel Standard. As of 2011, EPA began allowing the use of E15 in model year 2001 and newer gasoline vehicles. Ethanol contains about one-third less energy than gasoline. So, vehicles will typically go 3%–4% fewer miles per gallon on E10 and 4%–5% fewer miles per gallon on E15 than on 100% gasoline. While E10 is available everywhere, E15 is currently available at about 1,000 stations in the United States.

E85 is a high-level ethanol-gasoline blend containing 51%–83% ethanol, depending on the season and geographic location. Drivers can use E85 in flexible fuel vehicles (FFVs), which are specially designed to run on gasoline, E85, or any mixture of the two. FFVs are offered by several vehicle manufacturers. To determine whether your vehicle is an FFV, check the inside of your car’s fuel filler door for an identification sticker or consult your owner’s manual. About 3,000 filling stations in the United States currently sell E85. Visit [afdc.energy.gov/locator/stations/](http://afdc.energy.gov/locator/stations/) to find stations near you.

FFVs typically experience a 15%–30% drop in fuel economy when operating on E85 instead of regular gasoline due to ethanol’s lower energy content and other factors, assuming gasoline typically contains about 10% ethanol. Drivers should notice no degradation in performance. In fact, some FFVs produce more torque and horsepower when fueled with higher-level ethanol blends.

### Biodiesel

Biodiesel is a domestically produced renewable fuel manufactured from vegetable oils or animal fats for use in diesel vehicles. Using biodiesel in place of petroleum diesel can reduce GHG emissions and contributes to national energy security.

Biodiesel can be blended with petroleum diesel at any percentage. The most common biodiesel blend is B20, which contains 20% biodiesel and 80% petroleum diesel. B5 (5% biodiesel and 95% petroleum diesel) is another common blend. All vehicle manufacturers have approved biodiesel blends up to and including B5 for use in all diesel engines, and some have approved the use of blends up to B20 in a few recent model year vehicles. Keep in mind that using higher-level biodiesel blends may affect your vehicle warranty. Check your owner’s manual or check with your vehicle manufacturer to determine the right blend for your vehicle.

**Purchase commercial-grade biodiesel from a reputable dealer. Never refuel with recycled grease or vegetable oil that has not been converted to biodiesel. It will damage your engine.**

Close to 200 stations currently dispense B20. Visit [afdc.energy.gov/locator/stations/](http://afdc.energy.gov/locator/stations/) to find service stations selling biodiesel near you.

### Premium- vs Regular-Grade Gasoline

Regular unleaded (87 octane) is the recommended fuel for most gasoline vehicles. Using a higher-octane gasoline than recommended by the owner’s manual does not improve performance or fuel efficiency under normal conditions. Check your owner’s manual for the recommended grade of fuel for your vehicle, and visit [fuelconomy.gov](http://fuelconomy.gov) for more information about selecting the right octane for your vehicle.

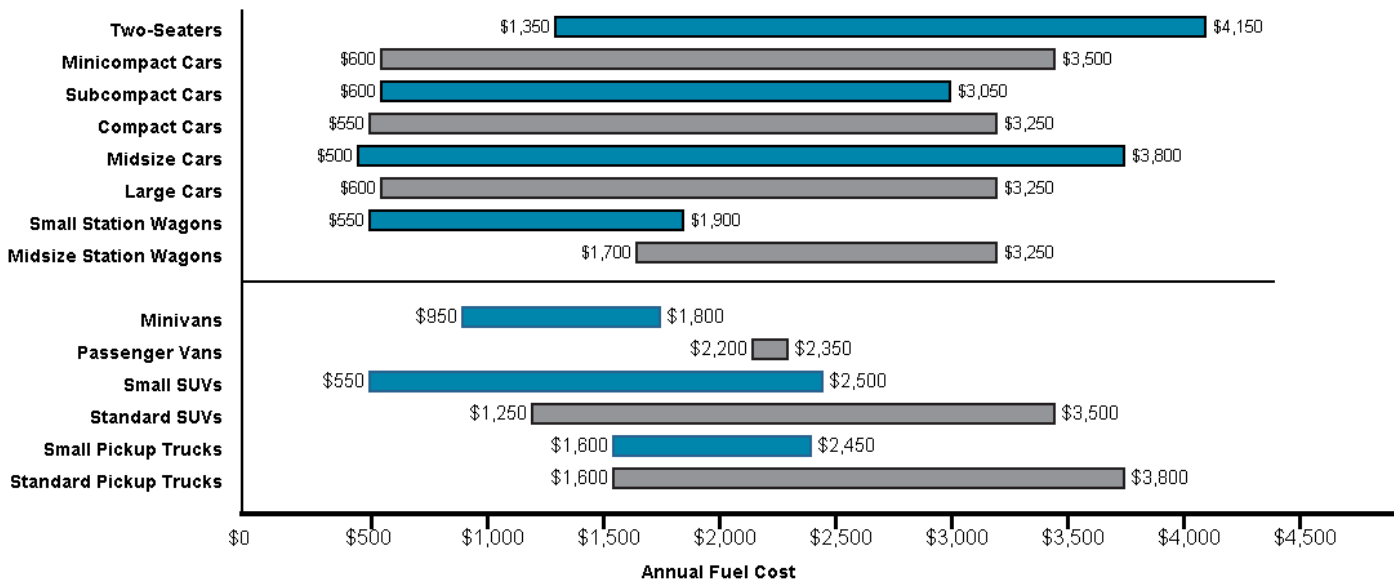
## VEHICLE CLASSES USED IN THIS GUIDE

| CARS                   |                                      | TRUCKS                          |                                       |
|------------------------|--------------------------------------|---------------------------------|---------------------------------------|
| Class                  | Passenger and Cargo Volume (cu. ft.) | Class                           | Gross Vehicle Weight Rating* (pounds) |
| <b>TWO-SEATER CARS</b> |                                      | <b>PICKUP TRUCKS</b>            |                                       |
| <b>SEDANS</b>          |                                      | Small                           | Under 6,000                           |
| Minicompact            | Under 85                             | Standard                        | 6,000 to 8,500                        |
| Subcompact             | 85 to 99                             | <b>VANS</b>                     |                                       |
| Compact                | 100 to 109                           | Passenger                       | Under 10,000                          |
| Midsize                | 110 to 119                           | Cargo                           | Under 8,500                           |
| Large                  | 120 or more                          | <b>MINIVANS</b>                 |                                       |
| <b>STATION WAGONS</b>  |                                      | Under 8,500                     |                                       |
| Small                  | Under 130                            | <b>SPORT UTILITY VEHICLES</b>   |                                       |
| Midsize                | 130 to 159                           | Small                           | Under 6,000                           |
| Large                  | 160 or more                          | Standard                        | 6,000 to 9,000                        |
|                        |                                      | <b>SPECIAL PURPOSE VEHICLES</b> |                                       |
|                        |                                      | Under 8,500                     |                                       |

\*Gross vehicle weight rating = vehicle weight plus carrying capacity.

## ANNUAL FUEL COST RANGES FOR VEHICLE CLASSES

The graph below provides the annual fuel cost ranges for the vehicles in each class so you can see where a given vehicle's cost falls within its class. Annual fuel costs assume that you travel 15,000 miles each year, drive 55% in the city and 45% on the highway, and that fuel costs \$2.37/gallon for regular unleaded gasoline, \$3.03/gallon for premium, \$3.12/gallon for diesel, and \$0.13/kWh for electricity. Visit [fuelconomy.gov](http://fuelconomy.gov) to calculate the annual fuel cost for a specific vehicle based on your own driving conditions and fuel prices.



Fuel economy estimates on this chart do not include vehicles operating on compressed natural gas (CNG), E85, or hydrogen.

## ADVANCED VEHICLE TECHNOLOGIES

Manufacturers are using advanced technologies to improve fuel economy in many of their vehicles. Along with hybrids, plug-in hybrids, and all-electric vehicles, new technologies are also being used to make conventional vehicles more efficient. Some of these fuel-saving technologies are described below. For more information, visit [fuelconomy.gov](http://fuelconomy.gov).

### Start-Stop Systems

Start-stop systems (sometimes called "idle-stop", "smart start", or other manufacturer-specific names) save fuel by turning off the engine when the vehicle comes to a stop and automatically starting it back up when you step on the accelerator. Start-stop can improve fuel economy by 4%–5% and provides the biggest benefit in conditions where the engine would otherwise be idling, such as stop-and-go city driving. These systems are currently available on all hybrids and on over 515 conventional vehicle models.

### Cylinder Deactivation

Cylinder deactivation "turns off" some of the engine's cylinders when they are not

needed. This temporarily and seamlessly turns an 8- or 6-cylinder engine into a more efficient 4- or 3-cylinder engine.

### Turbocharging

Turbocharging increases engine power, allowing a smaller, more fuel-efficient engine to be used in place of a larger one. Replacing an 8-cylinder engine with a turbocharged 6-cylinder or a 6-cylinder engine with a turbocharged 4-cylinder can save fuel and still provide extra power when needed.

### Advanced Transmissions

The advanced electronics in today's vehicles can optimize gear shifting for improved fuel efficiency. Six-, 7-, and 8-speed automatic transmissions are becoming common, and some have even more gears. Continuously variable transmissions (CVTs) can change seamlessly through an infinite number of "gears." Transmissions with more gears allow the engine to run at its most efficient speed more often, improving fuel economy.

### Improved Aerodynamics

Reducing a vehicle's aerodynamic drag (wind resistance) improves fuel economy, especially at higher speeds. Many manufacturers are improving aerodynamics by refining vehicle shapes or by employing external moving parts such as "shutters" that close off the grill, allowing air to flow smoothly around the vehicle instead of into the engine compartment, where it produces more drag.

### Lighter Vehicles

Reducing vehicle weight improves fuel economy, so manufacturers are beginning to redesign vehicles to weigh less while maintaining performance and safety. For example, replacing a steel body with one made from a lighter-weight material, such as aluminum, can reduce vehicle weight by hundreds of pounds.

## CHARGING YOUR ELECTRIC OR PLUG-IN HYBRID VEHICLE

Electric vehicle (EV) and plug-in hybrid owners have several charging options. Many owners will do most of their charging at home. Some workplaces, businesses, and multi-unit dwellings (condos/apartments) provide charging, and there are about 18,600 public charging stations across the country.

There are three basic types of charging.

- **Level 1 charging:** You can plug into a regular 120-volt (V) outlet—the kind found in your home. This is the slowest type of charging—about 2 to 5 miles of range per hour of charging—but requires no special charger or outlet type. Most, if not all, plug-in vehicles are equipped with a cord to allow this type of charging.

- **Level 2 charging:** These chargers supply current at 240 V (or 208 V) and provide 10 to 30 miles of range per hour of charging. Most public chargers are Level 2 chargers. You can also have a Level 2 charger installed at home. Most public chargers use a standard plug type that is compatible with all vehicles from major manufacturers. Tesla charging stations use a different plug type that cannot be used by other vehicles. However, Tesla provides an adaptor that allows its vehicles to use both Tesla and standard Level 2 charging stations.

- **Fast charging:** Also called DC (direct current) fast charging or DC quick charging, this is the fastest kind of charging, providing 50 or more miles of range to the battery in 20 minutes. Not all vehicles can accept fast charging, nor do all vehicles use the same type of plug for DC fast charging, so check your owner's manual. Quick charging stations are usually located along heavy traffic corridors. Due to expense and electric current requirements, they are not practical for home installation.

**Note:** Charge rate can vary based on vehicle model. So, check the owner's manual for estimated charge time. Charge rate also depends on other factors, such as the battery's state of charge and the ambient temperature. Visit [https://www.afdc.energy.gov/fuels/electricity\\_infrastructure.html](https://www.afdc.energy.gov/fuels/electricity_infrastructure.html) for more information.

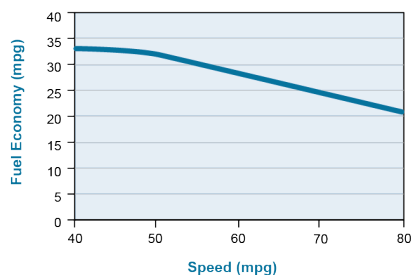
# IMPROVE YOUR FUEL ECONOMY

## Drive More Efficiently

- Aggressive driving (speeding and rapid acceleration/braking) can lower your gas mileage by roughly 15%–30% at highway speeds and 10%–40% in stop-and-go traffic.

Driver feedback devices can help you drive more efficiently, improving fuel economy by up to 10%.

- Observe the speed limit. Each 5 MPH you drive over 60 MPH can reduce your fuel economy by 7%. For a personalized estimate of the effect of speeding on your fuel economy, visit [fuelconomy.gov](http://fuelconomy.gov).



- Avoid idling. Idling gets 0 miles per gallon and costs as much as \$0.02 per minute.
- Using cruise control on the highway helps you maintain a constant speed and, in most cases, will save gas.

## Keep Your Car in Shape

- Servicing a car that is noticeably out of tune can improve your gas mileage by about 4%.
- Keeping tires inflated to the recommended pressure can typically improve fuel economy by 0.6%.

The manufacturer's recommended tire pressure can be found on the tire information placard and/or vehicle

certification label located on the vehicle door edge, doorpost, glove-box door, or inside the trunk lid.

- Using the recommended grade of motor oil can improve your fuel economy by 1%–2% if you've been using the wrong grade.
- Keep your tires aligned and balanced.
- Replacing a clogged air filter can improve gas mileage on older cars with carbureted engines.

## Plan and Combine Trips

- A warmed-up engine is more fuel-efficient than a cold one. Many short trips taken from a cold start can use twice as much fuel as one multipurpose trip covering the same distance.

**Note:** Letting your car idle to warm up doesn't help your fuel economy: it actually uses more fuel and creates more pollution.

## Other Solutions

- Avoid carrying unneeded items. An extra 100 pounds can decrease fuel economy by about 1%.
- Avoid carrying cargo on your roof. A large, blunt rooftop cargo box, for example, can reduce fuel economy by 2%–8% in city driving, 6%–17% on the highway, and 10%–25% at interstate speeds (65 to 75 MPH).  
Rear-mount cargo boxes or trays reduce fuel economy by much less (1%–2% in city driving and 1%–5% on the highway).
- Use the "economy mode" feature if your vehicle has one.

For more tips on improving fuel economy, such as cold-weather tips; hot-weather tips; and tips for hybrids, plug-in hybrids, and all-electric vehicles, visit [fuelconomy.gov](http://fuelconomy.gov).

## Tips for Electric and Hybrid Vehicles

Most of the driving tips for conventional vehicles will also help increase the range of electric vehicles and hybrids. In addition to those driving tips, the tips below will help you get the most out of your electric or hybrid vehicle.

1. **Read your owner's manual.** The automaker knows how to operate and maintain your vehicle to maximize fuel economy, driving range, and battery life. So, consult the owner's manual for tips specific to your vehicle.
2. **Use the economy (Eco) mode.** Many of these vehicles come with an "economy mode" or similar feature to improve fuel economy. You can often turn on this feature by just pressing a button.
3. **Avoid hard braking.** Anticipate stops and brake gently or moderately. This allows the regenerative braking system to recover energy from the vehicle's forward motion and store it as electricity. Hard braking causes the vehicle to use its conventional friction brakes, which do not recover energy.
4. **Keep the battery charged.** Keeping your plug-in hybrid's battery charged helps you use as much electricity and as little gasoline as possible, saving you fuel and money and extending the vehicle's range. For EVs, it helps maximize your driving range.
5. **Use Accessories wisely.** Using accessories such as heating, air conditioning, and entertainment systems can lower fuel economy more for electric vehicles and hybrids than for conventional vehicles. So, keep that in mind when trying to maximize fuel economy or electric range. Pre-heating or pre-cooling the cabin of a plug-in hybrid or EV while it's plugged in, for example, can extend its electric range.

## FUEL ECONOMY LEADERS

Listed below are vehicles with the highest fuel economy in the most popular classes. For each vehicle class, we list the most fuel-efficient plug-in hybrid (PHEV) or all-electric vehicle (EV) and the most fuel-efficient conventional vehicle. Rankings are based on combined city and highway fuel economy estimates, which assume 55% city driving and 45% highway driving. Please note that many vehicle models come in a range of engine sizes and trim lines, resulting in different fuel economy values. If there is only one vehicle in a class, a fuel economy leader is not listed.

|                         | Trans Type /<br>Speeds | Eng Size /<br>Cylinders | MPG(e)<br>Combined |                                        | Trans Type /<br>Speeds | Eng Size /<br>Cylinders | MPG(e)<br>Combined |
|-------------------------|------------------------|-------------------------|--------------------|----------------------------------------|------------------------|-------------------------|--------------------|
| <b>TWO-SEATER CARS</b>  |                        |                         |                    | <b>SMALL STATION WAGONS</b>            |                        |                         |                    |
| <b>BMW</b>              |                        |                         |                    | <b>CHEVROLET</b>                       |                        |                         |                    |
| i8 Roadster (PHEV)      | A-6                    | 1.5L/3cyl               | 36†                | Bolt EV                                | A-1                    |                         | 119*               |
| <b>FIAT</b>             |                        |                         |                    | <b>KIA</b>                             |                        |                         |                    |
| 124 Spider              | M-6                    | 1.4L/4cyl               | 30                 | Niro FE (hybrid)                       | AM-6                   | 1.6L/4cyl               | 50                 |
| <b>MAZDA</b>            |                        |                         |                    | <b>MIDSIZE STATION WAGONS</b>          |                        |                         |                    |
| MX-5                    | A-S6                   | 2.0L/4cyl               | 30                 | <b>VOLVO</b>                           |                        |                         |                    |
| <b>MINICOMPACT CARS</b> |                        |                         |                    | V90 FWD                                | A-S8                   | 2.0L/4cyl               | 27                 |
| <b>FIAT</b>             |                        |                         |                    | <b>SMALL PICKUP TRUCKS</b>             |                        |                         |                    |
| 500e (EV)               | A-1                    |                         | 112*               | <b>CHEVROLET</b>                       |                        |                         |                    |
| <b>MINI</b>             |                        |                         |                    | Colorado 2WD (diesel)                  | A-6                    | 2.8L/4cyl               | 23                 |
| Cooper Convertible      | M-6                    | 1.5L/3cyl               | 31                 | <b>GMC</b>                             |                        |                         |                    |
| <b>SUBCOMPACT CARS</b>  |                        |                         |                    | Canyon 2WD (diesel)                    | A-6                    | 2.8L/4cyl               | 23                 |
| <b>BMW</b>              |                        |                         |                    | <b>STANDARD PICKUP TRUCKS</b>          |                        |                         |                    |
| i3 (EV)                 | A-1                    |                         | 113*               | <b>FORD</b>                            |                        |                         |                    |
| i3s (EV)                | A-1                    |                         | 113*               | F150 Pickup 2WD (diesel)               | A-S10                  | 3.0L/6cyl               | 25                 |
| <b>CHEVROLET</b>        |                        |                         |                    | <b>MINIVANS</b>                        |                        |                         |                    |
| Spark                   | AV                     | 1.4L/4cyl               | 33                 | <b>CHRYSLER</b>                        |                        |                         |                    |
| Spark                   | M-5                    | 1.4L/4cyl               | 33                 | Pacifica Hybrid (PHEV)                 | AV                     | 3.6L/6cyl               | 48†                |
| Spark ACTIV             | AV                     | 1.4L/4cyl               | 33                 | Pacifica                               | A-9                    | 3.6L/6cyl               | 22                 |
| <b>COMPACT CARS</b>     |                        |                         |                    | Pacifica                               | A-9                    | 3.6L/6cyl               | 22                 |
| <b>VOLKSWAGEN</b>       |                        |                         |                    | <b>HONDA</b>                           |                        |                         |                    |
| e-Golf (EV)             | A-1                    |                         | 119*               | Odyssey                                | A-S10                  | 3.5L/6cyl               | 22                 |
| <b>TOYOTA</b>           |                        |                         |                    | Odyssey                                | A-S9                   | 3.5L/6cyl               | 22                 |
| Prius c (hybrid)        | AV                     | 1.5L/4cyl               | 46                 | <b>TOYOTA</b>                          |                        |                         |                    |
| <b>MIDSIZE CARS</b>     |                        |                         |                    | Sienna 2WD                             | A-S8                   | 3.5L/6cyl               | 22                 |
| <b>HYUNDAI</b>          |                        |                         |                    | <b>SMALL SPORT UTILITY VEHICLES</b>    |                        |                         |                    |
| Ioniq Electric (EV)     | A-1                    |                         | 136*               | <b>HYUNDAI</b>                         |                        |                         |                    |
| <b>HONDA</b>            |                        |                         |                    | Kona Electric (EV)                     | A-1                    |                         | 120*               |
| Insight (hybrid)        | AV                     | 1.5L/4cyl               | 52                 | <b>NISSAN</b>                          |                        |                         |                    |
| <b>TOYOTA</b>           |                        |                         |                    | Rogue Hybrid FWD                       | AV-S7                  | 2.0L/4cyl               | 34                 |
| Camry Hybrid LE         | AV-S6                  | 2.5L/4cyl               | 52                 | <b>STANDARD SPORT UTILITY VEHICLES</b> |                        |                         |                    |
| <b>LARGE CARS</b>       |                        |                         |                    | <b>VOLVO</b>                           |                        |                         |                    |
| <b>HYUNDAI</b>          |                        |                         |                    | XC90 AWD PHEV                          | A-S8                   | 2.0L/4cyl               | 33†                |
| Ioniq Blue (hybrid)     | AM-6                   | 1.6L/4cyl               | 58                 | <b>LEXUS</b>                           |                        |                         |                    |
| <b>BMW</b>              |                        |                         |                    | RX 450h AWD (hybrid)                   | AV-S6                  | 3.5L/6cyl               | 30                 |
| 740e xDrive (PHEV)      | A-S8                   | 2.0L/4cyl               | 33†                |                                        |                        |                         |                    |

\* This is an electric vehicle. Since electricity is not measured in gallons, a conversion factor is used to translate the fuel economy into miles per gallon of gasoline equivalent (MPGe).

† This vehicle is a plug-in hybrid, which runs on both gasoline and electricity. Since electricity is not measured in gallons, a conversion factor is used to translate the fuel economy when running on electricity into miles per gallon of gasoline equivalent (MPGe). The Combined MPGe estimate includes both city and highway driving and gasoline and electric energy use.



## 2019 MODEL YEAR VEHICLES

This section contains the fuel economy values for 2019 model year vehicles. Additional information for alternative fuel vehicles can be found on pages 33–39 and 42–43. Alternative fuel vehicles are highlighted with a light blue bar, and those that can use two kinds of fuel, such as flexible fuel vehicles, have an entry for each fuel type. The most fuel-efficient vehicles per class are listed in blue boldface type and marked with a blue pointer (▶).

| Manufacturer<br>Model<br>Configuration<br>(trans, eng size, cyl) | MPG  |          | Annual<br>Fuel<br>Cost | GHG<br>Rating | Notes |
|------------------------------------------------------------------|------|----------|------------------------|---------------|-------|
|                                                                  | Comb | City/Hwy |                        |               |       |
| <b>TWO-SEATER CARS</b>                                           |      |          |                        |               |       |

### ACURA

#### NSX Hybrid

|                   |    |       |         |   |             |
|-------------------|----|-------|---------|---|-------------|
| AM-S9, 3.5L, 6cyl | 21 | 21/22 | \$2,150 | 4 | PR T HEV SS |
|-------------------|----|-------|---------|---|-------------|

### ALFA ROMEO

#### 4C

|                  |    |       |         |   |     |
|------------------|----|-------|---------|---|-----|
| AM-6, 1.8L, 4cyl | 28 | 24/34 | \$1,600 | 6 | P T |
|------------------|----|-------|---------|---|-----|

### ASTON MARTIN

#### Vantage V8

|                  |    |       |         |   |     |
|------------------|----|-------|---------|---|-----|
| A-S8, 4.0L, 8cyl | 21 | 18/25 | \$2,150 | 4 | P T |
|------------------|----|-------|---------|---|-----|

### BMW

#### i8 Roadster

|                  |              |  |  |  |             |
|------------------|--------------|--|--|--|-------------|
| ▶A-6, 1.5L, 3cyl | See page 36. |  |  |  | P T PHEV SS |
|------------------|--------------|--|--|--|-------------|

### BUGATTI

#### Chiron

|                    |    |      |         |   |          |
|--------------------|----|------|---------|---|----------|
| AM-S7, 8.0L, 16cyl | 11 | 9/14 | \$4,150 | 1 | PR T Tax |
|--------------------|----|------|---------|---|----------|

### CHEVROLET

#### Corvette

|                  |    |       |         |   |              |
|------------------|----|-------|---------|---|--------------|
| A-S8, 6.2L, 8cyl | 18 | 15/25 | \$2,500 | 3 | PR           |
| A-S8, 6.2L, 8cyl | 17 | 14/23 | \$2,650 | 3 | PR S Tax Z06 |
| A-S8, 6.2L, 8cyl | 15 | 12/20 | \$3,050 | 2 | PR S Tax ZR1 |
| M-7, 6.2L, 8cyl  | 19 | 16/25 | \$2,400 | 3 | PR           |
| M-7, 6.2L, 8cyl  | 17 | 15/22 | \$2,650 | 3 | PR S         |
| M-7, 6.2L, 8cyl  | 15 | 13/19 | \$3,050 | 2 | PR S Tax     |

### FERRARI

#### 488 GTB

|                  |    |       |         |   |         |
|------------------|----|-------|---------|---|---------|
| AM-7, 3.9L, 8cyl | 18 | 16/22 | \$2,500 | 3 | PR T SS |
| AM-7, 3.9L, 8cyl | 18 | 15/22 | \$2,500 | 3 | PR T    |

| Manufacturer<br>Model<br>Configuration<br>(trans, eng size, cyl) | MPG  |          | Annual<br>Fuel<br>Cost | GHG<br>Rating | Notes       |
|------------------------------------------------------------------|------|----------|------------------------|---------------|-------------|
|                                                                  | Comb | City/Hwy |                        |               |             |
| <b>488 Pista</b>                                                 |      |          |                        |               |             |
| AM-7, 3.9L, 8cyl                                                 | 17   | 15/20    | \$2,650                | 3             | PR T Tax SS |
| <b>488 Pista Spider</b>                                          |      |          |                        |               |             |
| AM-7, 3.9L, 8cyl                                                 | 17   | 15/19    | \$2,650                | 3             | PR T Tax SS |
| <b>488 Spider</b>                                                |      |          |                        |               |             |
| AM-7, 3.9L, 8cyl                                                 | 18   | 16/22    | \$2,500                | 3             | PR T SS     |
| AM-7, 3.9L, 8cyl                                                 | 18   | 15/22    | \$2,500                | 3             | PR T        |
| <b>812 Superfast</b>                                             |      |          |                        |               |             |
| AM-7, 6.5L, 12cyl                                                | 13   | 12/16    | \$3,500                | 1             | PR Tax SS   |

### FIAT

#### 124 Spider

|                  |           |              |                |          |            |
|------------------|-----------|--------------|----------------|----------|------------|
| A-6, 1.4L, 4cyl  | 29        | 25/36        | \$1,550        | 6        | P T        |
| ▶M-6, 1.4L, 4cyl | <b>30</b> | <b>26/35</b> | <b>\$1,500</b> | <b>7</b> | <b>P T</b> |

### FORD

#### GT

|                  |    |       |         |   |          |
|------------------|----|-------|---------|---|----------|
| AM-7, 3.5L, 6cyl | 14 | 11/18 | \$3,250 | 1 | PR T Tax |
|------------------|----|-------|---------|---|----------|

### JAGUAR

#### F-Type Convertible

|                  |    |       |         |   |        |
|------------------|----|-------|---------|---|--------|
| A-S8, 2.0L, 4cyl | 26 | 23/30 | \$1,750 | 5 | P T SS |
| A-S8, 3.0L, 6cyl | 23 | 20/28 | \$2,000 | 5 | P S SS |
| M-6, 3.0L, 6cyl  | 19 | 16/24 | \$2,400 | 3 | P S SS |

#### F-Type Coupe

|                  |    |       |         |   |        |
|------------------|----|-------|---------|---|--------|
| A-S8, 2.0L, 4cyl | 26 | 23/30 | \$1,750 | 5 | P T SS |
| A-S8, 3.0L, 6cyl | 23 | 20/28 | \$2,000 | 5 | P S SS |
| M-6, 3.0L, 6cyl  | 19 | 16/24 | \$2,400 | 3 | P S SS |

#### F-Type R AWD Convertible

|                  |    |       |         |   |        |
|------------------|----|-------|---------|---|--------|
| A-S8, 5.0L, 8cyl | 18 | 15/23 | \$2,500 | 3 | P S SS |
|------------------|----|-------|---------|---|--------|

#### F-Type R AWD Coupe

|                  |    |       |         |   |        |
|------------------|----|-------|---------|---|--------|
| A-S8, 5.0L, 8cyl | 18 | 15/23 | \$2,500 | 3 | P S SS |
|------------------|----|-------|---------|---|--------|

#### F-Type S AWD Convertible

|                  |    |       |         |   |        |
|------------------|----|-------|---------|---|--------|
| A-S8, 3.0L, 6cyl | 21 | 18/26 | \$2,150 | 4 | P S SS |
|------------------|----|-------|---------|---|--------|

#### ABBREVIATIONS:

▶..... Highest MPG in Class  
 2WD..... Two-Wheel Drive  
 4WD..... Four-Wheel Drive  
 A..... Automatic Transmission  
 A-S..... Automatic Transmission-Select Shift  
 AM..... Automated Manual  
 AM-S..... Automated Manual-Selectable  
 AV..... Continuously Variable Transmission  
 AV-S..... Continuously Variable Transmission with Select Shift  
 AWD..... All-Wheel Drive  
 City..... MPG on City Test Procedure  
 Cyl..... Cylinders  
 Comb..... Combined  
 D..... Ultra-Low Sulfur Diesel  
 E85..... 85% Ethanol/15% Gasoline

Eng Size.. Engine Volume in Liters  
 EV..... Electric Vehicle  
 FCV..... Fuel Cell Vehicle  
 FFV..... Flexible Fuel Vehicle  
 FWD..... Front-Wheel Drive  
 Gas..... Regular Gasoline  
 GHG..... Greenhouse Gas  
 H..... Hydrogen  
 HEV..... Hybrid-Electric Vehicle  
 Hwy..... MPG on Highway Test Procedure  
 i-ELOOP..Mazda Optional Technology Package  
 Li-Ion..... Lithium Ion  
 LWB..... Long Wheel Base  
 M..... Manual Transmission  
 Mid..... Midgrade Gasoline  
 Mode..... Multimode Transmission  
 MPG..... Miles per Gallon

NA..... Not Available  
 Ni-MH..... Nickel-Metal Hydride  
 ORP..... Off-Road Package  
 P..... Premium Gasoline Recommended  
 PHEV..... Plug-in Hybrid Electric Vehicle  
 PR..... Premium Gasoline Required  
 PT4..... Part-time 4WD  
 PZEV..... Partial Zero-Emission Vehicles  
 RWD..... Rear Wheel Drive  
 S..... Supercharger  
 SIDL..... Spark Ignition Direct Injection  
 SS..... Stop-Start Technology  
 SWB..... Short Wheelbase  
 T..... Turbocharger  
 Tax..... Subject to Gas Guzzler Tax  
 Trans..... Transmission

| Manufacturer Model Configuration<br>(trans, eng size, cyl) | MPG  |          | Annual Fuel Cost | GHG Rating | Notes       |
|------------------------------------------------------------|------|----------|------------------|------------|-------------|
|                                                            | Comb | City/Hwy |                  |            |             |
| <b>F-Type S AWD Coupe</b>                                  |      |          |                  |            |             |
| A-S8, 3.0L, 6cyl                                           | 21   | 18/26    | \$2,150          | 4          | P S SS      |
| <b>F-Type S Convertible</b>                                |      |          |                  |            |             |
| A-S8, 3.0L, 6cyl                                           | 22   | 19/27    | \$2,050          | 4          | P S SS      |
| M-6, 3.0L, 6cyl                                            | 18   | 15/24    | \$2,500          | 3          | P S SS      |
| <b>F-Type S Coupe</b>                                      |      |          |                  |            |             |
| A-S8, 3.0L, 6cyl                                           | 22   | 19/27    | \$2,050          | 4          | P S SS      |
| M-6, 3.0L, 6cyl                                            | 18   | 15/24    | \$2,500          | 3          | P S SS      |
| <b>F-Type SVR AWD Convertible GEN2</b>                     |      |          |                  |            |             |
| A-S8, 5.0L, 8cyl                                           | 18   | 16/24    | \$2,500          | 3          | P S SS      |
| <b>F-Type SVR AWD Coupe GEN2</b>                           |      |          |                  |            |             |
| A-S8, 5.0L, 8cyl                                           | 18   | 16/24    | \$2,500          | 3          | P S SS      |
| <b>LAMBORGHINI</b>                                         |      |          |                  |            |             |
| <b>Aventador Coupe</b>                                     |      |          |                  |            |             |
| AM-S7, 6.5L, 12cyl                                         | 11   | 9/15     | \$4,150          | 1          | PR Tax SS   |
| <b>Aventador Roadster</b>                                  |      |          |                  |            |             |
| AM-S7, 6.5L, 12cyl                                         | 11   | 9/15     | \$4,150          | 1          | PR Tax SS   |
| <b>Huracan</b>                                             |      |          |                  |            |             |
| AM-S7, 5.2L, 10cyl                                         | 15   | 13/18    | \$3,050          | 2          | P Tax SS    |
| <b>Huracan 2WD</b>                                         |      |          |                  |            |             |
| AM-S7, 5.2L, 10cyl                                         | 15   | 13/18    | \$3,050          | 2          | P Tax SS    |
| <b>Huracan Spyder</b>                                      |      |          |                  |            |             |
| AM-S7, 5.2L, 10cyl                                         | 15   | 13/18    | \$3,050          | 2          | P Tax SS    |
| <b>Huracan Spyder 2WD</b>                                  |      |          |                  |            |             |
| AM-S7, 5.2L, 10cyl                                         | 15   | 13/18    | \$3,050          | 2          | P Tax SS    |
| <b>MAZDA</b>                                               |      |          |                  |            |             |
| <b>MX-5</b>                                                |      |          |                  |            |             |
| ▶A-S6, 2.0L, 4cyl                                          | 30   | 26/35    | \$1,500          | 7          | P           |
| M-6, 2.0L, 4cyl                                            | 29   | 26/34    | \$1,550          | 6          | P           |
| <b>MERCEDES-BENZ</b>                                       |      |          |                  |            |             |
| <b>AMG GT C Coupe</b>                                      |      |          |                  |            |             |
| AM-7, 4.0L, 8cyl                                           | 17   | 15/21    | \$2,650          | 3          | PR T SS     |
| <b>AMG GT C Roadster</b>                                   |      |          |                  |            |             |
| AM-7, 4.0L, 8cyl                                           | 17   | 15/21    | \$2,650          | 3          | PR T SS     |
| <b>AMG GT Coupe</b>                                        |      |          |                  |            |             |
| AM-7, 4.0L, 8cyl                                           | 18   | 16/22    | \$2,500          | 3          | PR T SS     |
| <b>AMG GT R Coupe</b>                                      |      |          |                  |            |             |
| AM-7, 4.0L, 8cyl                                           | 17   | 15/20    | \$2,650          | 3          | PR T Tax SS |
| <b>AMG GT Roadster</b>                                     |      |          |                  |            |             |
| AM-7, 4.0L, 8cyl                                           | 18   | 16/22    | \$2,500          | 3          | PR T SS     |
| <b>AMG GT S Coupe</b>                                      |      |          |                  |            |             |
| AM-7, 4.0L, 8cyl                                           | 18   | 16/22    | \$2,500          | 3          | PR T SS     |
| <b>AMG SL63</b>                                            |      |          |                  |            |             |
| A-7, 5.5L, 8cyl                                            | 18   | 15/23    | \$2,500          | 3          | PR T SS     |
| <b>SL450</b>                                               |      |          |                  |            |             |
| A-9, 3.0L, 6cyl                                            | 23   | 20/28    | \$2,000          | 5          | PR T SS     |
| <b>SL550</b>                                               |      |          |                  |            |             |
| A-9, 4.7L, 8cyl                                            | 20   | 17/25    | \$2,250          | 4          | PR T SS     |

| Manufacturer Model Configuration<br>(trans, eng size, cyl) | MPG  |          | Annual Fuel Cost | GHG Rating | Notes         |
|------------------------------------------------------------|------|----------|------------------|------------|---------------|
|                                                            | Comb | City/Hwy |                  |            |               |
| <b>SLC300</b>                                              |      |          |                  |            |               |
| A-9, 2.0L, 4cyl                                            | 27   | 23/32    | \$1,700          | 6          | PR T SS       |
| <b>NISSAN</b>                                              |      |          |                  |            |               |
| <b>370Z</b>                                                |      |          |                  |            |               |
| A-S7, 3.7L, 6cyl                                           | 22   | 19/26    | \$2,050          | 4          | PR            |
| M-6, 3.7L, 6cyl                                            | 20   | 17/26    | \$2,250          | 4          | PR            |
| <b>370Z Roadster</b>                                       |      |          |                  |            |               |
| A-S7, 3.7L, 6cyl                                           | 21   | 18/25    | \$2,150          | 4          | PR            |
| <b>PORSCHE</b>                                             |      |          |                  |            |               |
| <b>911 GT2 RS</b>                                          |      |          |                  |            |               |
| AM-S7, 3.8L, 6cyl                                          | 17   | 15/21    | \$2,650          | 3          | PR T SS       |
| <b>911 GT3</b>                                             |      |          |                  |            |               |
| AM-S7, 4.0L, 6cyl                                          | 17   | 15/20    | \$2,650          | 3          | PR Tax SS     |
| M-6, 4.0L, 6cyl                                            | 16   | 13/21    | \$2,850          | 2          | PR Tax SS     |
| <b>911 GT3 RS</b>                                          |      |          |                  |            |               |
| AM-S7, 4.0L, 6cyl                                          | 16   | 15/19    | \$2,850          | 2          | PR Tax SS     |
| <b>911 GT3 Touring</b>                                     |      |          |                  |            |               |
| M-6, 4.0L, 6cyl                                            | 17   | 14/21    | \$2,650          | 3          | PR Tax SS     |
| <b>Boxster</b>                                             |      |          |                  |            |               |
| AM-S7, 2.0L, 4cyl                                          | 25   | 22/29    | \$1,800          | 5          | PR T SS       |
| M-6, 2.0L, 4cyl                                            | 24   | 21/28    | \$1,900          | 5          | PR T SS       |
| <b>Boxster GTS</b>                                         |      |          |                  |            |               |
| AM-S7, 2.5L, 4cyl                                          | 22   | 20/26    | \$2,050          | 4          | PR T SS       |
| M-6, 2.5L, 4cyl                                            | 21   | 19/25    | \$2,150          | 4          | PR T SS       |
| <b>Boxster S</b>                                           |      |          |                  |            |               |
| AM-S7, 2.5L, 4cyl                                          | 24   | 21/28    | \$1,900          | 5          | PR T SS       |
| M-6, 2.5L, 4cyl                                            | 22   | 20/26    | \$2,050          | 4          | PR T SS       |
| <b>Cayman</b>                                              |      |          |                  |            |               |
| AM-S7, 2.0L, 4cyl                                          | 25   | 22/29    | \$1,800          | 5          | PR T SS       |
| M-6, 2.0L, 4cyl                                            | 24   | 21/28    | \$1,900          | 5          | PR T SS       |
| <b>Cayman GTS</b>                                          |      |          |                  |            |               |
| AM-S7, 2.5L, 4cyl                                          | 22   | 20/26    | \$2,050          | 4          | PR T SS       |
| M-6, 2.5L, 4cyl                                            | 21   | 19/25    | \$2,150          | 4          | PR T SS       |
| <b>Cayman S</b>                                            |      |          |                  |            |               |
| AM-S7, 2.5L, 4cyl                                          | 24   | 21/28    | \$1,900          | 5          | PR T SS       |
| M-6, 2.5L, 4cyl                                            | 22   | 20/26    | \$2,050          | 4          | PR T SS       |
| <b>MINICOMPACT CARS</b>                                    |      |          |                  |            |               |
| <b>ASTON MARTIN</b>                                        |      |          |                  |            |               |
| <b>DB11 V12</b>                                            |      |          |                  |            |               |
| A-S8, 5.2L, 12cyl                                          | 18   | 15/22    | \$2,500          | 3          | P T           |
| <b>DB11 V8</b>                                             |      |          |                  |            |               |
| A-S8, 4.0L, 8cyl                                           | 20   | 18/24    | \$2,250          | 4          | P T           |
| <b>DBS</b>                                                 |      |          |                  |            |               |
| A-S8, 5.2L, 12cyl                                          | 17   | 14/22    | \$2,650          | 3          | P T Tax       |
| <b>FERRARI</b>                                             |      |          |                  |            |               |
| <b>GTC4Lusso</b>                                           |      |          |                  |            |               |
| AM-7, 6.3L, 12cyl                                          | 13   | 12/17    | \$3,500          | 1          | PR Tax PT4 SS |

| Manufacturer Model Configuration<br>(trans, eng size, cyl) | MPG  |          | Annual Fuel Cost | GHG Rating | Notes       |
|------------------------------------------------------------|------|----------|------------------|------------|-------------|
|                                                            | Comb | City/Hwy |                  |            |             |
| <b>GTC4Lusso T</b>                                         |      |          |                  |            |             |
| AM-7, 3.9L, 8cyl                                           | 17   | 15/21    | \$2,650          | 3          | PR T Tax SS |
| <b>Portofino</b>                                           |      |          |                  |            |             |
| AM-7, 3.9L, 8cyl                                           | 18   | 16/22    | \$2,500          | 3          | PR T SS     |
| <b>FIAT</b>                                                |      |          |                  |            |             |
| <b>500e</b>                                                |      |          |                  |            |             |
| ▶A-1                                                       | 112  | 121/103  | \$600            | 10         | EV          |
| <b>MINI</b>                                                |      |          |                  |            |             |
| <b>Cooper Convertible</b>                                  |      |          |                  |            |             |
| A-S6, 1.5L, 3cyl                                           | 30   | 27/35    | \$1,500          | 7          | P T         |
| ▶M-6, 1.5L, 3cyl                                           | 31   | 28/37    | \$1,450          | 7          | P T         |
| <b>Cooper S Convertible</b>                                |      |          |                  |            |             |
| A-S6, 2.0L, 4cyl                                           | 28   | 25/33    | \$1,600          | 6          | P T SS      |
| M-6, 2.0L, 4cyl                                            | 26   | 23/32    | \$1,750          | 5          | P T         |
| <b>John Cooper Works Convertible</b>                       |      |          |                  |            |             |
| A-S6, 2.0L, 4cyl                                           | 28   | 25/33    | \$1,600          | 6          | P T SS      |
| M-6, 2.0L, 4cyl                                            | 25   | 22/31    | \$1,800          | 5          | P T SS      |
| <b>PORSCHE</b>                                             |      |          |                  |            |             |
| <b>911 Carrera</b>                                         |      |          |                  |            |             |
| AM-S7, 3.0L, 6cyl                                          | 25   | 22/30    | \$1,800          | 5          | PR T SS     |
| M-7, 3.0L, 6cyl                                            | 23   | 20/29    | \$2,000          | 5          | PR T SS     |
| <b>911 Carrera 4</b>                                       |      |          |                  |            |             |
| AM-S7, 3.0L, 6cyl                                          | 24   | 22/28    | \$1,900          | 5          | PR T SS     |
| M-7, 3.0L, 6cyl                                            | 23   | 20/28    | \$2,000          | 5          | PR T SS     |
| <b>911 Carrera 4 Cabriolet</b>                             |      |          |                  |            |             |
| AM-S7, 3.0L, 6cyl                                          | 24   | 21/28    | \$1,900          | 5          | PR T SS     |
| M-7, 3.0L, 6cyl                                            | 22   | 19/28    | \$2,050          | 4          | PR T SS     |
| <b>911 Carrera 4 GTS</b>                                   |      |          |                  |            |             |
| AM-S7, 3.0L, 6cyl                                          | 22   | 20/26    | \$2,050          | 4          | PR T SS     |
| M-7, 3.0L, 6cyl                                            | 21   | 18/26    | \$2,150          | 4          | PR T SS     |
| <b>911 Carrera 4 GTS Cabriolet</b>                         |      |          |                  |            |             |
| AM-S7, 3.0L, 6cyl                                          | 22   | 20/25    | \$2,050          | 4          | PR T SS     |
| M-7, 3.0L, 6cyl                                            | 21   | 18/26    | \$2,150          | 4          | PR T SS     |
| <b>911 Carrera 4S</b>                                      |      |          |                  |            |             |
| AM-S7, 3.0L, 6cyl                                          | 24   | 21/28    | \$1,900          | 5          | PR T SS     |
| M-7, 3.0L, 6cyl                                            | 23   | 20/28    | \$2,000          | 5          | PR T SS     |
| <b>911 Carrera 4S Cabriolet</b>                            |      |          |                  |            |             |
| AM-S7, 3.0L, 6cyl                                          | 24   | 21/28    | \$1,900          | 5          | PR T SS     |
| M-7, 3.0L, 6cyl                                            | 22   | 19/28    | \$2,050          | 4          | PR T SS     |
| <b>911 Carrera Cabriolet</b>                               |      |          |                  |            |             |
| AM-S7, 3.0L, 6cyl                                          | 24   | 22/28    | \$1,900          | 5          | PR T SS     |
| M-7, 3.0L, 6cyl                                            | 23   | 20/29    | \$2,000          | 5          | PR T SS     |
| <b>911 Carrera GTS</b>                                     |      |          |                  |            |             |
| AM-S7, 3.0L, 6cyl                                          | 23   | 20/26    | \$2,000          | 5          | PR T SS     |
| M-7, 3.0L, 6cyl                                            | 21   | 18/26    | \$2,150          | 4          | PR T SS     |
| <b>911 Carrera GTS Cabriolet</b>                           |      |          |                  |            |             |
| AM-S7, 3.0L, 6cyl                                          | 22   | 20/26    | \$2,050          | 4          | PR T SS     |
| M-7, 3.0L, 6cyl                                            | 21   | 18/26    | \$2,150          | 4          | PR T SS     |

| Manufacturer Model Configuration<br>(trans, eng size, cyl) | MPG  |          | Annual Fuel Cost | GHG Rating | Notes   |
|------------------------------------------------------------|------|----------|------------------|------------|---------|
|                                                            | Comb | City/Hwy |                  |            |         |
| <b>911 Carrera S</b>                                       |      |          |                  |            |         |
| AM-S7, 3.0L, 6cyl                                          | 24   | 22/28    | \$1,900          | 5          | PR T SS |
| M-7, 3.0L, 6cyl                                            | 23   | 20/29    | \$2,000          | 5          | PR T SS |
| <b>911 Carrera S Cabriolet</b>                             |      |          |                  |            |         |
| AM-S7, 3.0L, 6cyl                                          | 24   | 22/28    | \$1,900          | 5          | PR T SS |
| M-7, 3.0L, 6cyl                                            | 23   | 20/28    | \$2,000          | 5          | PR T SS |
| <b>911 Carrera T</b>                                       |      |          |                  |            |         |
| AM-S7, 3.0L, 6cyl                                          | 22   | 20/26    | \$2,050          | 4          | PR T SS |
| M-7, 3.0L, 6cyl                                            | 19   | 16/25    | \$2,400          | 3          | PR T SS |
| <b>911 Targa 4</b>                                         |      |          |                  |            |         |
| AM-S7, 3.0L, 6cyl                                          | 24   | 22/28    | \$1,900          | 5          | PR T SS |
| M-7, 3.0L, 6cyl                                            | 22   | 19/28    | \$2,050          | 4          | PR T SS |
| <b>911 Targa 4 GTS</b>                                     |      |          |                  |            |         |
| AM-S7, 3.0L, 6cyl                                          | 22   | 20/26    | \$2,050          | 4          | PR T SS |
| M-7, 3.0L, 6cyl                                            | 21   | 18/26    | \$2,150          | 4          | PR T SS |
| <b>911 Targa 4S</b>                                        |      |          |                  |            |         |
| AM-S7, 3.0L, 6cyl                                          | 24   | 21/27    | \$1,900          | 5          | PR T SS |
| M-7, 3.0L, 6cyl                                            | 22   | 19/28    | \$2,050          | 4          | PR T SS |
| <b>911 Turbo</b>                                           |      |          |                  |            |         |
| AM-S7, 3.8L, 6cyl                                          | 21   | 19/24    | \$2,150          | 4          | PR T SS |
| <b>911 Turbo Cabriolet</b>                                 |      |          |                  |            |         |
| AM-S7, 3.8L, 6cyl                                          | 21   | 19/24    | \$2,150          | 4          | PR T SS |
| <b>911 Turbo S</b>                                         |      |          |                  |            |         |
| AM-S7, 3.8L, 6cyl                                          | 21   | 19/24    | \$2,150          | 4          | PR T SS |
| <b>911 Turbo S Cabriolet</b>                               |      |          |                  |            |         |
| AM-S7, 3.8L, 6cyl                                          | 21   | 19/24    | \$2,150          | 4          | PR T SS |
| <b>SUBARU</b>                                              |      |          |                  |            |         |
| <b>BRZ</b>                                                 |      |          |                  |            |         |
| A-S6, 2.0L, 4cyl                                           | 27   | 24/33    | \$1,700          | 6          | PR      |
| M-6, 2.0L, 4cyl                                            | 24   | 21/29    | \$1,900          | 5          | PR      |
| <b>TOYOTA</b>                                              |      |          |                  |            |         |
| <b>86</b>                                                  |      |          |                  |            |         |
| A-S6, 2.0L, 4cyl                                           | 27   | 24/32    | \$1,700          | 6          | PR      |
| M-6, 2.0L, 4cyl                                            | 24   | 21/28    | \$1,900          | 5          | PR      |
| <b>SUBCOMPACT CARS</b>                                     |      |          |                  |            |         |
| <b>AUDI</b>                                                |      |          |                  |            |         |
| <b>A5 Cabriolet quattro</b>                                |      |          |                  |            |         |
| AM-S7, 2.0L, 4cyl                                          | 27   | 23/34    | \$1,700          | 6          | P T SS  |
| <b>A5 quattro</b>                                          |      |          |                  |            |         |
| AM-S7, 2.0L, 4cyl                                          | 27   | 23/34    | \$1,700          | 6          | P T SS  |
| <b>RS 5</b>                                                |      |          |                  |            |         |
| A-S8, 2.9L, 6cyl                                           | 21   | 18/27    | \$2,150          | 4          | P T     |
| <b>S3</b>                                                  |      |          |                  |            |         |
| AM-S7, 2.0L, 4cyl                                          | 25   | 22/29    | \$1,800          | 5          | P T     |
| <b>S5</b>                                                  |      |          |                  |            |         |
| A-S8, 3.0L, 6cyl                                           | 24   | 21/30    | \$1,900          | 5          | P T SS  |
| <b>S5 Cabriolet</b>                                        |      |          |                  |            |         |
| A-S8, 3.0L, 6cyl                                           | 24   | 21/29    | \$1,900          | 5          | P T SS  |

| Manufacturer Model Configuration<br>(trans, eng size, cyl) | MPG          |          | Annual Fuel Cost | GHG Rating | Notes       |
|------------------------------------------------------------|--------------|----------|------------------|------------|-------------|
|                                                            | Comb         | City/Hwy |                  |            |             |
| <b>BMW</b>                                                 |              |          |                  |            |             |
| <b>230i Convertible</b>                                    |              |          |                  |            |             |
| A-S8, 2.0L, 4cyl                                           | 27           | 23/33    | \$1,700          | 6          | P T SS      |
| <b>230i Coupe</b>                                          |              |          |                  |            |             |
| A-S8, 2.0L, 4cyl                                           | 28           | 24/35    | \$1,600          | 6          | P T SS      |
| M-6, 2.0L, 4cyl                                            | 25           | 21/32    | \$1,800          | 5          | P T SS      |
| <b>230i xDrive Convertible</b>                             |              |          |                  |            |             |
| A-S8, 2.0L, 4cyl                                           | 27           | 23/33    | \$1,700          | 6          | P T SS      |
| <b>230i xDrive Coupe</b>                                   |              |          |                  |            |             |
| A-S8, 2.0L, 4cyl                                           | 27           | 24/33    | \$1,700          | 6          | P T SS      |
| <b>430i Convertible</b>                                    |              |          |                  |            |             |
| A-S8, 2.0L, 4cyl                                           | 27           | 24/34    | \$1,700          | 6          | P T SS      |
| <b>430i xDrive Convertible</b>                             |              |          |                  |            |             |
| A-S8, 2.0L, 4cyl                                           | 26           | 22/32    | \$1,750          | 5          | P T SS      |
| <b>440i Convertible</b>                                    |              |          |                  |            |             |
| A-S8, 3.0L, 6cyl                                           | 24           | 21/29    | \$1,900          | 5          | P T SS      |
| <b>440i xDrive Convertible</b>                             |              |          |                  |            |             |
| A-S8, 3.0L, 6cyl                                           | 23           | 20/29    | \$2,000          | 5          | P T SS      |
| <b>i3</b>                                                  |              |          |                  |            |             |
| ▶A-1                                                       | 113          | 124/102  | \$600            | 10         | EV          |
| <b>i3s</b>                                                 |              |          |                  |            |             |
| ▶A-1                                                       | 113          | 124/102  | \$600            | 10         | EV          |
| <b>i8 Coupe</b>                                            |              |          |                  |            |             |
| A-6, 1.5L, 3cyl                                            | See page 36. |          |                  |            | P T PHEV SS |
| <b>M2 Competition</b>                                      |              |          |                  |            |             |
| AM-S7, 3.0L, 6cyl                                          | 19           | 17/23    | \$2,400          | 3          | P T SS      |
| M-6, 3.0L, 6cyl                                            | 20           | 18/25    | \$2,250          | 4          | PR T SS     |
| <b>M240i Convertible</b>                                   |              |          |                  |            |             |
| A-S8, 3.0L, 6cyl                                           | 24           | 21/30    | \$1,900          | 5          | P T SS      |
| M-6, 3.0L, 6cyl                                            | 21           | 18/27    | \$2,150          | 4          | P T SS      |
| <b>M240i Coupe</b>                                         |              |          |                  |            |             |
| A-S8, 3.0L, 6cyl                                           | 24           | 21/30    | \$1,900          | 5          | P T SS      |
| M-6, 3.0L, 6cyl                                            | 21           | 18/27    | \$2,150          | 4          | P T SS      |
| <b>M240i Coupe M Performance</b>                           |              |          |                  |            |             |
| A-S8, 3.0L, 6cyl                                           | 24           | 21/30    | \$1,900          | 5          | P T SS      |
| M-6, 3.0L, 6cyl                                            | 21           | 18/27    | \$2,150          | 4          | P T SS      |
| <b>M240i xDrive Convertible</b>                            |              |          |                  |            |             |
| A-S8, 3.0L, 6cyl                                           | 24           | 21/30    | \$1,900          | 5          | P T SS      |
| <b>M240i xDrive Coupe</b>                                  |              |          |                  |            |             |
| A-S8, 3.0L, 6cyl                                           | 24           | 21/30    | \$1,900          | 5          | P T SS      |
| <b>M240i xDrive Coupe M Performance</b>                    |              |          |                  |            |             |
| A-S8, 3.0L, 6cyl                                           | 24           | 21/30    | \$1,900          | 5          | P T SS      |
| <b>M4 Convertible</b>                                      |              |          |                  |            |             |
| AM-S7, 3.0L, 6cyl                                          | 19           | 16/22    | \$2,400          | 3          | P T SS      |
| M-6, 3.0L, 6cyl                                            | 20           | 17/25    | \$2,250          | 4          | PR T SS     |
| <b>M4 Convertible Competition</b>                          |              |          |                  |            |             |
| AM-S7, 3.0L, 6cyl                                          | 19           | 16/22    | \$2,400          | 3          | P T SS      |
| M-6, 3.0L, 6cyl                                            | 20           | 17/25    | \$2,250          | 4          | PR T SS     |
| <b>M850i xDrive Convertible</b>                            |              |          |                  |            |             |
| A-S8, 4.4L, 8cyl                                           | 20           | 17/26    | \$2,250          | 4          | P T SS      |

| Manufacturer Model Configuration<br>(trans, eng size, cyl) | MPG  |          | Annual Fuel Cost | GHG Rating | Notes    |
|------------------------------------------------------------|------|----------|------------------|------------|----------|
|                                                            | Comb | City/Hwy |                  |            |          |
| <b>M850i xDrive Coupe</b>                                  |      |          |                  |            |          |
| A-S8, 4.4L, 8cyl                                           | 20   | 18/25    | \$2,250          | 4          | P T SS   |
| <b>BUICK</b>                                               |      |          |                  |            |          |
| <b>Cascada</b>                                             |      |          |                  |            |          |
| A-S6, 1.6L, 4cyl                                           | 24   | 21/29    | \$1,900          | 5          | PR T     |
| <b>CHEVROLET</b>                                           |      |          |                  |            |          |
| <b>Camaro</b>                                              |      |          |                  |            |          |
| A-S8, 2.0L, 4cyl                                           | 25   | 22/31    | \$1,800          | 5          | PR T     |
| M-6, 2.0L, 4cyl                                            | 23   | 20/30    | \$2,000          | 5          | PR T SS  |
| A-S8, 3.6L, 6cyl                                           | 22   | 19/29    | \$1,600          | 4          |          |
| M-6, 3.6L, 6cyl                                            | 20   | 16/27    | \$1,800          | 4          |          |
| A-S10, 6.2L, 8cyl                                          | 20   | 16/27    | \$2,250          | 4          | PR       |
| A-S10, 6.2L, 8cyl                                          | 16   | 13/21    | \$2,850          | 2          | PR S Tax |
| M-6, 6.2L, 8cyl                                            | 19   | 16/24    | \$2,400          | 3          | PR       |
| M-6, 6.2L, 8cyl                                            | 16   | 14/20    | \$2,850          | 2          | PR S Tax |
| <b>Spark</b>                                               |      |          |                  |            |          |
| ▶AV, 1.4L, 4cyl                                            | 33   | 30/38    | \$1,100          | 8          |          |
| ▶M-5, 1.4L, 4cyl                                           | 33   | 29/38    | \$1,100          | 8          |          |
| <b>Spark ACTIV</b>                                         |      |          |                  |            |          |
| ▶AV, 1.4L, 4cyl                                            | 33   | 30/37    | \$1,100          | 8          |          |
| M-5, 1.4L, 4cyl                                            | 32   | 29/37    | \$1,100          | 7          |          |
| <b>FORD</b>                                                |      |          |                  |            |          |
| <b>Fiesta FWD</b>                                          |      |          |                  |            |          |
| AM-S6, 1.6L, 4cyl                                          | 31   | 27/37    | \$1,150          | 7          |          |
| M-5, 1.6L, 4cyl                                            | 30   | 27/35    | \$1,200          | 7          |          |
| <b>Mustang</b>                                             |      |          |                  |            |          |
| A-S10, 2.3L, 4cyl                                          | 25   | 21/32    | \$1,400          | 5          | T SS     |
| M-6, 2.3L, 4cyl                                            | 25   | 21/31    | \$1,400          | 5          | T        |
| A-S10, 5.0L, 8cyl                                          | 19   | 16/25    | \$1,850          | 3          | SS       |
| M-6, 5.0L, 8cyl                                            | 18   | 15/24    | \$2,000          | 3          |          |
| <b>Mustang Bullitt</b>                                     |      |          |                  |            |          |
| M-6, 5.0L, 8cyl                                            | 18   | 15/24    | \$2,000          | 3          |          |
| <b>Mustang Convertible</b>                                 |      |          |                  |            |          |
| A-S10, 2.3L, 4cyl                                          | 23   | 20/28    | \$1,550          | 5          | T SS     |
| M-6, 2.3L, 4cyl                                            | 23   | 20/28    | \$1,550          | 5          | T        |
| A-S10, 5.0L, 8cyl                                          | 18   | 15/24    | \$2,000          | 3          | SS       |
| <b>Mustang Performance Package</b>                         |      |          |                  |            |          |
| A-S10, 2.3L, 4cyl                                          | 23   | 20/28    | \$1,550          | 5          | T SS     |
| M-6, 2.3L, 4cyl                                            | 23   | 20/27    | \$1,550          | 5          | T        |
| <b>INFINITI</b>                                            |      |          |                  |            |          |
| <b>Q60</b>                                                 |      |          |                  |            |          |
| A-S7, 2.0L, 4cyl                                           | 25   | 22/30    | \$1,800          | 5          | PR T SS  |
| A-S7, 3.0L, 6cyl                                           | 22   | 19/28    | \$2,050          | 4          | PR T     |
| <b>Q60 AWD</b>                                             |      |          |                  |            |          |
| A-S7, 2.0L, 4cyl                                           | 24   | 21/28    | \$1,900          | 5          | PR T SS  |
| A-S7, 3.0L, 6cyl                                           | 22   | 19/27    | \$2,050          | 4          | PR T     |
| <b>Q60 Red Sport</b>                                       |      |          |                  |            |          |
| A-S7, 3.0L, 6cyl                                           | 22   | 20/27    | \$2,050          | 4          | PR T     |
| <b>Q60 Red Sport AWD</b>                                   |      |          |                  |            |          |
| A-S7, 3.0L, 6cyl                                           | 21   | 19/26    | \$2,150          | 4          | PR T     |

| Manufacturer Model Configuration<br>(trans, eng size, cyl) | MPG  |          | Annual Fuel Cost | GHG Rating | Notes |
|------------------------------------------------------------|------|----------|------------------|------------|-------|
|                                                            | Comb | City/Hwy |                  |            |       |

## LEXUS

### LC 500

|                   |    |       |         |   |    |
|-------------------|----|-------|---------|---|----|
| A-S10, 5.0L, 8cyl | 19 | 16/25 | \$2,400 | 3 | PR |
|-------------------|----|-------|---------|---|----|

### LC 500h

|                    |    |       |         |   |           |
|--------------------|----|-------|---------|---|-----------|
| AV-S10, 3.5L, 6cyl | 30 | 27/35 | \$1,500 | 7 | PR HEV SS |
|--------------------|----|-------|---------|---|-----------|

### RC 300

|                  |    |       |         |   |      |
|------------------|----|-------|---------|---|------|
| A-S8, 2.0L, 4cyl | 24 | 21/30 | \$1,900 | 5 | PR T |
|------------------|----|-------|---------|---|------|

### RC 300 AWD

|                  |    |       |         |   |    |
|------------------|----|-------|---------|---|----|
| A-S6, 3.5L, 6cyl | 21 | 18/24 | \$2,150 | 4 | PR |
|------------------|----|-------|---------|---|----|

### RC 350

|                  |    |       |         |   |    |
|------------------|----|-------|---------|---|----|
| A-S8, 3.5L, 6cyl | 23 | 20/28 | \$2,000 | 5 | PR |
|------------------|----|-------|---------|---|----|

### RC 350 AWD

|                  |    |       |         |   |    |
|------------------|----|-------|---------|---|----|
| A-S6, 3.5L, 6cyl | 21 | 18/24 | \$2,150 | 4 | PR |
|------------------|----|-------|---------|---|----|

### RC F

|                  |    |       |         |   |    |
|------------------|----|-------|---------|---|----|
| A-S8, 5.0L, 8cyl | 19 | 16/25 | \$2,400 | 3 | PR |
|------------------|----|-------|---------|---|----|

## MASERATI

### GranTurismo Convertible

|                 |    |       |         |   |        |
|-----------------|----|-------|---------|---|--------|
| A-6, 4.7L, 8cyl | 16 | 13/20 | \$2,850 | 2 | PR Tax |
|-----------------|----|-------|---------|---|--------|

## MERCEDES-BENZ

### AMG C43 4matic Convertible

|                 |    |       |         |   |         |
|-----------------|----|-------|---------|---|---------|
| A-9, 3.0L, 6cyl | 21 | 18/25 | \$2,150 | 4 | PR T SS |
|-----------------|----|-------|---------|---|---------|

### AMG C43 4matic Coupe

|                 |    |       |         |   |         |
|-----------------|----|-------|---------|---|---------|
| A-9, 3.0L, 6cyl | 22 | 19/27 | \$2,050 | 4 | PR T SS |
|-----------------|----|-------|---------|---|---------|

### AMG C63 Convertible

|                 |    |       |         |   |         |
|-----------------|----|-------|---------|---|---------|
| A-9, 4.0L, 8cyl | 20 | 17/24 | \$2,250 | 4 | PR T SS |
|-----------------|----|-------|---------|---|---------|

### AMG C63 Coupe

|                 |    |       |         |   |         |
|-----------------|----|-------|---------|---|---------|
| A-9, 4.0L, 8cyl | 20 | 17/26 | \$2,250 | 4 | PR T SS |
|-----------------|----|-------|---------|---|---------|

### AMG C63 S Convertible

|                 |    |       |         |   |         |
|-----------------|----|-------|---------|---|---------|
| A-9, 4.0L, 8cyl | 20 | 17/24 | \$2,250 | 4 | PR T SS |
|-----------------|----|-------|---------|---|---------|

### AMG C63 S Coupe

|                 |    |       |         |   |         |
|-----------------|----|-------|---------|---|---------|
| A-9, 4.0L, 8cyl | 20 | 17/26 | \$2,250 | 4 | PR T SS |
|-----------------|----|-------|---------|---|---------|

### AMG E53 4matic Plus Convertible

|                 |    |       |         |   |           |
|-----------------|----|-------|---------|---|-----------|
| A-9, 3.0L, 6cyl | 23 | 20/26 | \$2,000 | 5 | PR HEV SS |
|-----------------|----|-------|---------|---|-----------|

### AMG E53 4matic Plus Coupe

|                 |    |       |         |   |           |
|-----------------|----|-------|---------|---|-----------|
| A-9, 3.0L, 6cyl | 23 | 21/28 | \$2,000 | 5 | PR HEV SS |
|-----------------|----|-------|---------|---|-----------|

### AMG S63 4matic Convertible

|                 |    |       |         |   |         |
|-----------------|----|-------|---------|---|---------|
| A-9, 4.0L, 8cyl | 18 | 15/24 | \$2,500 | 3 | PR T SS |
|-----------------|----|-------|---------|---|---------|

### AMG S65 Convertible

|                  |    |       |         |   |             |
|------------------|----|-------|---------|---|-------------|
| A-7, 6.0L, 12cyl | 16 | 14/21 | \$2,850 | 2 | PR T Tax SS |
|------------------|----|-------|---------|---|-------------|

### C300 4matic Convertible

|                 |    |       |         |   |         |
|-----------------|----|-------|---------|---|---------|
| A-9, 2.0L, 4cyl | 24 | 21/29 | \$1,900 | 5 | PR T SS |
|-----------------|----|-------|---------|---|---------|

### C300 4matic Coupe

|                 |    |       |         |   |         |
|-----------------|----|-------|---------|---|---------|
| A-9, 2.0L, 4cyl | 25 | 22/31 | \$1,800 | 5 | PR T SS |
|-----------------|----|-------|---------|---|---------|

### C300 Convertible

|                 |    |       |         |   |         |
|-----------------|----|-------|---------|---|---------|
| A-9, 2.0L, 4cyl | 24 | 21/29 | \$1,900 | 5 | PR T SS |
|-----------------|----|-------|---------|---|---------|

### C300 Coupe

|                 |    |       |         |   |         |
|-----------------|----|-------|---------|---|---------|
| A-9, 2.0L, 4cyl | 25 | 22/31 | \$1,800 | 5 | PR T SS |
|-----------------|----|-------|---------|---|---------|

| Manufacturer Model Configuration<br>(trans, eng size, cyl) | MPG  |          | Annual Fuel Cost | GHG Rating | Notes |
|------------------------------------------------------------|------|----------|------------------|------------|-------|
|                                                            | Comb | City/Hwy |                  |            |       |

### E450 4matic Convertible

|                 |    |       |         |   |         |
|-----------------|----|-------|---------|---|---------|
| A-9, 3.0L, 6cyl | 22 | 19/26 | \$2,050 | 4 | PR T SS |
|-----------------|----|-------|---------|---|---------|

### E450 4matic Coupe

|                 |    |       |         |   |         |
|-----------------|----|-------|---------|---|---------|
| A-9, 3.0L, 6cyl | 22 | 19/26 | \$2,050 | 4 | PR T SS |
|-----------------|----|-------|---------|---|---------|

### E450 Convertible

|                 |    |       |         |   |         |
|-----------------|----|-------|---------|---|---------|
| A-9, 3.0L, 6cyl | 23 | 20/27 | \$2,000 | 5 | PR T SS |
|-----------------|----|-------|---------|---|---------|

### E450 Coupe

|                 |    |       |         |   |         |
|-----------------|----|-------|---------|---|---------|
| A-9, 3.0L, 6cyl | 23 | 20/28 | \$2,000 | 5 | PR T SS |
|-----------------|----|-------|---------|---|---------|

### S560 Convertible

|                 |    |       |         |   |         |
|-----------------|----|-------|---------|---|---------|
| A-9, 4.0L, 8cyl | 20 | 17/26 | \$2,250 | 4 | PR T SS |
|-----------------|----|-------|---------|---|---------|

## MINI

### Cooper Hardtop 2 door

|                  |    |       |         |   |     |
|------------------|----|-------|---------|---|-----|
| A-S6, 1.5L, 3cyl | 30 | 27/35 | \$1,500 | 7 | P T |
|------------------|----|-------|---------|---|-----|

|                 |    |       |         |   |     |
|-----------------|----|-------|---------|---|-----|
| M-6, 1.5L, 3cyl | 32 | 28/38 | \$1,400 | 7 | P T |
|-----------------|----|-------|---------|---|-----|

### Cooper Hardtop 4 door

|                  |    |       |         |   |     |
|------------------|----|-------|---------|---|-----|
| A-S6, 1.5L, 3cyl | 30 | 27/35 | \$1,500 | 7 | P T |
|------------------|----|-------|---------|---|-----|

|                 |    |       |         |   |     |
|-----------------|----|-------|---------|---|-----|
| M-6, 1.5L, 3cyl | 31 | 28/37 | \$1,450 | 7 | P T |
|-----------------|----|-------|---------|---|-----|

### Cooper S Hardtop 2 door

|                  |    |       |         |   |     |
|------------------|----|-------|---------|---|-----|
| A-S6, 2.0L, 4cyl | 28 | 25/32 | \$1,600 | 6 | P T |
|------------------|----|-------|---------|---|-----|

|                 |    |       |         |   |     |
|-----------------|----|-------|---------|---|-----|
| M-6, 2.0L, 4cyl | 26 | 23/32 | \$1,750 | 5 | P T |
|-----------------|----|-------|---------|---|-----|

### Cooper S Hardtop 4 door

|                  |    |       |         |   |     |
|------------------|----|-------|---------|---|-----|
| A-S6, 2.0L, 4cyl | 28 | 25/32 | \$1,600 | 6 | P T |
|------------------|----|-------|---------|---|-----|

|                 |    |       |         |   |     |
|-----------------|----|-------|---------|---|-----|
| M-6, 2.0L, 4cyl | 26 | 23/32 | \$1,750 | 5 | P T |
|-----------------|----|-------|---------|---|-----|

### John Cooper Works Hardtop

|                  |    |       |         |   |     |
|------------------|----|-------|---------|---|-----|
| A-S6, 2.0L, 4cyl | 28 | 25/32 | \$1,600 | 6 | P T |
|------------------|----|-------|---------|---|-----|

|                 |    |       |         |   |     |
|-----------------|----|-------|---------|---|-----|
| M-6, 2.0L, 4cyl | 26 | 23/32 | \$1,750 | 5 | P T |
|-----------------|----|-------|---------|---|-----|

## NISSAN

### GT-R

|                  |    |       |         |   |      |
|------------------|----|-------|---------|---|------|
| AM-6, 3.8L, 6cyl | 18 | 16/22 | \$2,500 | 3 | PR T |
|------------------|----|-------|---------|---|------|

## ROUSH PERFORMANCE

### Stage 3 Mustang

|                   |    |       |         |   |          |
|-------------------|----|-------|---------|---|----------|
| A-S10, 5.0L, 8cyl | 15 | 12/19 | \$3,050 | 2 | PR S Tax |
|-------------------|----|-------|---------|---|----------|

|                 |    |       |         |   |          |
|-----------------|----|-------|---------|---|----------|
| M-6, 5.0L, 8cyl | 15 | 13/20 | \$3,050 | 2 | PR S Tax |
|-----------------|----|-------|---------|---|----------|

## VOLKSWAGEN

### Beetle Convertible

|                  |    |       |         |   |   |
|------------------|----|-------|---------|---|---|
| A-S6, 2.0L, 4cyl | 29 | 26/33 | \$1,250 | 6 | T |
|------------------|----|-------|---------|---|---|

## COMPACT CARS

## ACURA

### ILX

|                   |    |       |         |   |   |
|-------------------|----|-------|---------|---|---|
| AM-S8, 2.4L, 4cyl | 28 | 24/34 | \$1,600 | 6 | P |
|-------------------|----|-------|---------|---|---|

### TLX AWD

|                  |    |       |         |   |   |
|------------------|----|-------|---------|---|---|
| A-S9, 3.5L, 6cyl | 23 | 20/29 | \$2,000 | 5 | P |
|------------------|----|-------|---------|---|---|

### TLX AWD A-SPEC

|                  |    |       |         |   |   |
|------------------|----|-------|---------|---|---|
| A-S9, 3.5L, 6cyl | 23 | 20/29 | \$2,000 | 5 | P |
|------------------|----|-------|---------|---|---|

### TLX FWD

|                   |    |       |         |   |   |
|-------------------|----|-------|---------|---|---|
| AM-S8, 2.4L, 4cyl | 27 | 23/33 | \$1,700 | 6 | P |
|-------------------|----|-------|---------|---|---|

|                  |    |       |         |   |   |
|------------------|----|-------|---------|---|---|
| A-S9, 3.5L, 6cyl | 24 | 20/31 | \$1,900 | 5 | P |
|------------------|----|-------|---------|---|---|

| Manufacturer Model Configuration<br>(trans, eng size, cyl) | MPG  |          | Annual Fuel Cost | GHG Rating | Notes |
|------------------------------------------------------------|------|----------|------------------|------------|-------|
|                                                            | Comb | City/Hwy |                  |            |       |

### TLX FWD A-SPEC

|                   |    |       |         |   |   |
|-------------------|----|-------|---------|---|---|
| AM-S8, 2.4L, 4cyl | 26 | 23/32 | \$1,750 | 5 | P |
| A-S9, 3.5L, 6cyl  | 23 | 20/30 | \$2,000 | 5 | P |

## AUDI

### A4

|                   |    |       |         |   |        |
|-------------------|----|-------|---------|---|--------|
| AM-S7, 2.0L, 4cyl | 30 | 27/34 | \$1,500 | 7 | P T SS |
|-------------------|----|-------|---------|---|--------|

### A4 quattro

|                   |    |       |         |   |        |
|-------------------|----|-------|---------|---|--------|
| AM-S7, 2.0L, 4cyl | 27 | 23/34 | \$1,700 | 6 | P T SS |
|-------------------|----|-------|---------|---|--------|

### S4

|                  |    |       |         |   |        |
|------------------|----|-------|---------|---|--------|
| A-S8, 3.0L, 6cyl | 24 | 21/30 | \$1,900 | 5 | P T SS |
|------------------|----|-------|---------|---|--------|

## BMW

### 430i Coupe

|                  |    |       |         |   |        |
|------------------|----|-------|---------|---|--------|
| A-S8, 2.0L, 4cyl | 27 | 24/34 | \$1,700 | 6 | P T SS |
| M-6, 2.0L, 4cyl  | 25 | 21/33 | \$1,800 | 5 | P T SS |

### 430i Gran Coupe

|                  |    |       |         |   |        |
|------------------|----|-------|---------|---|--------|
| A-S8, 2.0L, 4cyl | 27 | 24/34 | \$1,700 | 6 | P T SS |
|------------------|----|-------|---------|---|--------|

### 430i xDrive Coupe

|                  |    |       |         |   |        |
|------------------|----|-------|---------|---|--------|
| A-S8, 2.0L, 4cyl | 27 | 23/33 | \$1,700 | 6 | P T SS |
|------------------|----|-------|---------|---|--------|

### 430i xDrive Gran Coupe

|                  |    |       |         |   |        |
|------------------|----|-------|---------|---|--------|
| A-S8, 2.0L, 4cyl | 27 | 23/33 | \$1,700 | 6 | P T SS |
|------------------|----|-------|---------|---|--------|

### 440i Coupe

|                  |    |       |         |   |        |
|------------------|----|-------|---------|---|--------|
| A-S8, 3.0L, 6cyl | 25 | 21/32 | \$1,800 | 5 | P T SS |
| M-6, 3.0L, 6cyl  | 22 | 18/28 | \$2,050 | 4 | P T SS |

### 440i Gran Coupe

|                  |    |       |         |   |        |
|------------------|----|-------|---------|---|--------|
| A-S8, 3.0L, 6cyl | 25 | 21/32 | \$1,800 | 5 | P T SS |
|------------------|----|-------|---------|---|--------|

### 440i xDrive Coupe

|                  |    |       |         |   |        |
|------------------|----|-------|---------|---|--------|
| A-S8, 3.0L, 6cyl | 24 | 21/31 | \$1,900 | 5 | P T SS |
| M-6, 3.0L, 6cyl  | 21 | 18/28 | \$2,150 | 4 | P T SS |

### 440i xDrive Gran Coupe

|                  |    |       |         |   |        |
|------------------|----|-------|---------|---|--------|
| A-S8, 3.0L, 6cyl | 24 | 21/31 | \$1,900 | 5 | P T SS |
|------------------|----|-------|---------|---|--------|

### 530e

|                  |              |  |  |  |             |
|------------------|--------------|--|--|--|-------------|
| A-S8, 2.0L, 4cyl | See page 36. |  |  |  | P T PHEV SS |
|------------------|--------------|--|--|--|-------------|

### 530e xDrive

|                  |              |  |  |  |             |
|------------------|--------------|--|--|--|-------------|
| A-S8, 2.0L, 4cyl | See page 36. |  |  |  | P T PHEV SS |
|------------------|--------------|--|--|--|-------------|

### 640i Gran Coupe

|                  |    |       |         |   |        |
|------------------|----|-------|---------|---|--------|
| A-S8, 3.0L, 6cyl | 23 | 20/29 | \$2,000 | 5 | P T SS |
|------------------|----|-------|---------|---|--------|

### 640i xDrive Gran Coupe

|                  |    |       |         |   |        |
|------------------|----|-------|---------|---|--------|
| A-S8, 3.0L, 6cyl | 22 | 19/28 | \$2,050 | 4 | P T SS |
|------------------|----|-------|---------|---|--------|

### 650i Gran Coupe

|                  |    |       |         |   |        |
|------------------|----|-------|---------|---|--------|
| A-S8, 4.4L, 8cyl | 21 | 18/26 | \$2,150 | 4 | P T SS |
|------------------|----|-------|---------|---|--------|

### 650i xDrive Gran Coupe

|                  |    |       |         |   |        |
|------------------|----|-------|---------|---|--------|
| A-S8, 4.4L, 8cyl | 20 | 17/25 | \$2,250 | 4 | P T SS |
|------------------|----|-------|---------|---|--------|

### Alpina B6 xDrive Gran Coupe

|                  |    |       |         |   |        |
|------------------|----|-------|---------|---|--------|
| A-S8, 4.4L, 8cyl | 20 | 17/25 | \$2,250 | 4 | P T SS |
|------------------|----|-------|---------|---|--------|

### M4 Coupe

|                   |    |       |         |   |         |
|-------------------|----|-------|---------|---|---------|
| AM-S7, 3.0L, 6cyl | 19 | 17/23 | \$2,400 | 3 | P T SS  |
| M-6, 3.0L, 6cyl   | 20 | 18/25 | \$2,250 | 4 | PR T SS |

### M4 Coupe Competition

|                   |    |       |         |   |         |
|-------------------|----|-------|---------|---|---------|
| AM-S7, 3.0L, 6cyl | 19 | 17/23 | \$2,400 | 3 | P T SS  |
| M-6, 3.0L, 6cyl   | 20 | 18/25 | \$2,250 | 4 | PR T SS |

| Manufacturer Model Configuration<br>(trans, eng size, cyl) | MPG  |          | Annual Fuel Cost | GHG Rating | Notes |
|------------------------------------------------------------|------|----------|------------------|------------|-------|
|                                                            | Comb | City/Hwy |                  |            |       |

### M4 CS

|                   |    |       |         |   |        |
|-------------------|----|-------|---------|---|--------|
| AM-S7, 3.0L, 6cyl | 19 | 17/23 | \$2,400 | 3 | P T SS |
|-------------------|----|-------|---------|---|--------|

### M6 Gran Coupe

|                   |    |       |         |   |            |
|-------------------|----|-------|---------|---|------------|
| AM-S7, 4.4L, 8cyl | 16 | 14/20 | \$2,850 | 2 | P T Tax SS |
| M-6, 4.4L, 8cyl   | 17 | 15/22 | \$2,650 | 3 | P T Tax SS |

## CADILLAC

### ATS

|                  |    |       |         |   |         |
|------------------|----|-------|---------|---|---------|
| A-S8, 2.0L, 4cyl | 25 | 22/30 | \$1,800 | 5 | PR T SS |
| A-S8, 3.6L, 6cyl | 23 | 19/29 | \$1,550 | 5 | SS      |

### ATS AWD

|                  |    |       |         |   |         |
|------------------|----|-------|---------|---|---------|
| A-S8, 2.0L, 4cyl | 24 | 21/29 | \$1,900 | 5 | PR T SS |
| A-S8, 3.6L, 6cyl | 21 | 18/26 | \$1,700 | 4 | SS      |

### ATS-V

|                  |    |       |         |   |      |
|------------------|----|-------|---------|---|------|
| A-S8, 3.6L, 6cyl | 20 | 17/25 | \$2,250 | 4 | PR T |
| M-6, 3.6L, 6cyl  | 19 | 16/23 | \$2,400 | 3 | PR T |

## CHEVROLET

### Cruze

|                  |    |       |         |   |        |
|------------------|----|-------|---------|---|--------|
| A-S6, 1.4L, 4cyl | 32 | 28/38 | \$1,100 | 7 | T SS   |
| AV, 1.4L, 4cyl   | 33 | 30/38 | \$1,100 | 8 | T SS   |
| A-9, 1.6L, 4cyl  | 37 | 31/48 | \$1,250 | 7 | D T SS |

### Cruze Premier

|                  |    |       |         |   |   |
|------------------|----|-------|---------|---|---|
| A-S6, 1.4L, 4cyl | 32 | 28/38 | \$1,100 | 7 | T |
|------------------|----|-------|---------|---|---|

### Sonic

|                  |    |       |         |   |   |
|------------------|----|-------|---------|---|---|
| A-S6, 1.4L, 4cyl | 29 | 26/34 | \$1,250 | 6 | T |
| M-6, 1.4L, 4cyl  | 31 | 27/38 | \$1,150 | 7 | T |

### Volt

|                |              |  |  |  |         |
|----------------|--------------|--|--|--|---------|
| AV, 1.5L, 4cyl | See page 36. |  |  |  | PHEV SS |
|----------------|--------------|--|--|--|---------|

## FORD

### Fiesta ST FWD

|                 |    |       |         |   |   |
|-----------------|----|-------|---------|---|---|
| M-6, 1.6L, 4cyl | 28 | 25/32 | \$1,250 | 6 | T |
|-----------------|----|-------|---------|---|---|

## GENESIS

### G70 AWD

|                  |    |       |         |   |        |
|------------------|----|-------|---------|---|--------|
| A-S8, 2.0L, 4cyl | 23 | 21/28 | \$2,000 | 5 | P T SS |
| A-S8, 3.3L, 6cyl | 20 | 18/25 | \$2,250 | 4 | P T SS |

### G70 RWD

|                  |    |       |         |   |        |
|------------------|----|-------|---------|---|--------|
| A-S8, 2.0L, 4cyl | 25 | 22/30 | \$1,800 | 5 | P T SS |
| M-6, 2.0L, 4cyl  | 22 | 18/28 | \$2,050 | 4 | P T    |
| A-S8, 3.3L, 6cyl | 21 | 18/26 | \$2,150 | 4 | P T SS |

## HONDA

### Civic 2Dr

|                   |    |       |         |   |     |
|-------------------|----|-------|---------|---|-----|
| AV, 1.5L, 4cyl    | 35 | 31/40 | \$1,000 | 8 | T   |
| AV-S7, 1.5L, 4cyl | 33 | 30/37 | \$1,100 | 8 | T   |
| M-6, 1.5L, 4cyl   | 32 | 28/38 | \$1,400 | 7 | P T |
| AV, 2.0L, 4cyl    | 33 | 30/38 | \$1,100 | 8 |     |
| AV-S7, 2.0L, 4cyl | 32 | 29/36 | \$1,100 | 7 |     |
| M-6, 2.0L, 4cyl   | 29 | 25/35 | \$1,250 | 6 |     |

| Manufacturer Model Configuration<br>(trans, eng size, cyl) | MPG  |          | Annual Fuel Cost | GHG Rating | Notes |
|------------------------------------------------------------|------|----------|------------------|------------|-------|
|                                                            | Comb | City/Hwy |                  |            |       |

## HYUNDAI

### Accent

|                  |    |       |         |   |  |
|------------------|----|-------|---------|---|--|
| A-S6, 1.6L, 4cyl | 32 | 28/38 | \$1,100 | 7 |  |
| M-6, 1.6L, 4cyl  | 31 | 28/37 | \$1,150 | 7 |  |

### Veloster

|                  |    |       |         |   |   |
|------------------|----|-------|---------|---|---|
| AM-7, 1.6L, 4cyl | 30 | 28/34 | \$1,200 | 7 | T |
| M-6, 1.6L, 4cyl  | 29 | 26/33 | \$1,250 | 6 | T |
| A-S6, 2.0L, 4cyl | 30 | 27/34 | \$1,200 | 7 |   |
| M-6, 2.0L, 4cyl  | 28 | 25/33 | \$1,250 | 6 |   |

### Veloster N

|                 |    |       |         |   |   |
|-----------------|----|-------|---------|---|---|
| M-6, 2.0L, 4cyl | 25 | 22/28 | \$1,400 | 5 | T |
|-----------------|----|-------|---------|---|---|

## INFINITI

### QX30

|                  |    |       |         |   |         |
|------------------|----|-------|---------|---|---------|
| AM-7, 2.0L, 4cyl | 27 | 24/33 | \$1,700 | 6 | PR T SS |
|------------------|----|-------|---------|---|---------|

### QX30 AWD

|                  |    |       |         |   |         |
|------------------|----|-------|---------|---|---------|
| AM-7, 2.0L, 4cyl | 25 | 21/30 | \$1,800 | 5 | PR T SS |
|------------------|----|-------|---------|---|---------|

## JAGUAR

### XE

|                  |    |       |         |   |        |
|------------------|----|-------|---------|---|--------|
| A-S8, 2.0L, 4cyl | 36 | 32/42 | \$1,300 | 7 | D T SS |
| A-S8, 2.0L, 4cyl | 28 | 25/34 | \$1,600 | 6 | P T SS |
| A-S8, 3.0L, 6cyl | 24 | 21/30 | \$1,900 | 5 | P S SS |

### XE AWD

|                  |    |       |         |   |        |
|------------------|----|-------|---------|---|--------|
| A-S8, 2.0L, 4cyl | 34 | 30/40 | \$1,400 | 7 | D T SS |
| A-S8, 2.0L, 4cyl | 28 | 24/34 | \$1,600 | 6 | P T SS |
| A-S8, 3.0L, 6cyl | 23 | 20/29 | \$2,000 | 5 | P S SS |
| A-S8, 5.0L, 8cyl | 18 | 16/22 | \$2,500 | 3 | P S SS |

## KIA

### Rio

|                  |    |       |         |   |  |
|------------------|----|-------|---------|---|--|
| A-S6, 1.6L, 4cyl | 32 | 28/37 | \$1,100 | 7 |  |
| M-6, 1.6L, 4cyl  | 32 | 29/37 | \$1,100 | 7 |  |

## LEXUS

### GS F

|                  |    |       |         |   |    |
|------------------|----|-------|---------|---|----|
| A-S8, 5.0L, 8cyl | 19 | 16/24 | \$2,400 | 3 | PR |
|------------------|----|-------|---------|---|----|

### IS 300

|                  |    |       |         |   |      |
|------------------|----|-------|---------|---|------|
| A-S8, 2.0L, 4cyl | 24 | 21/30 | \$1,900 | 5 | PR T |
|------------------|----|-------|---------|---|------|

### IS 300 AWD

|                  |    |       |         |   |    |
|------------------|----|-------|---------|---|----|
| A-S6, 3.5L, 6cyl | 21 | 19/26 | \$2,150 | 4 | PR |
|------------------|----|-------|---------|---|----|

### IS 350

|                  |    |       |         |   |    |
|------------------|----|-------|---------|---|----|
| A-S8, 3.5L, 6cyl | 23 | 20/28 | \$2,000 | 5 | PR |
|------------------|----|-------|---------|---|----|

### IS 350 AWD

|                  |    |       |         |   |    |
|------------------|----|-------|---------|---|----|
| A-S6, 3.5L, 6cyl | 21 | 19/26 | \$2,150 | 4 | PR |
|------------------|----|-------|---------|---|----|

## MAZDA

### 2

|                  |    |       |         |   |  |
|------------------|----|-------|---------|---|--|
| A-S6, 1.5L, 4cyl | 35 | 32/40 | \$1,000 | 8 |  |
| M-6, 1.5L, 4cyl  | 34 | 30/39 | \$1,050 | 8 |  |

### CX-3 2WD

|                  |    |       |         |   |  |
|------------------|----|-------|---------|---|--|
| A-S6, 2.0L, 4cyl | 31 | 29/34 | \$1,150 | 7 |  |
|------------------|----|-------|---------|---|--|

| Manufacturer Model Configuration<br>(trans, eng size, cyl) | MPG  |          | Annual Fuel Cost | GHG Rating | Notes |
|------------------------------------------------------------|------|----------|------------------|------------|-------|
|                                                            | Comb | City/Hwy |                  |            |       |

### CX-3 4WD

|                  |    |       |         |   |  |
|------------------|----|-------|---------|---|--|
| A-S6, 2.0L, 4cyl | 29 | 27/32 | \$1,250 | 6 |  |
|------------------|----|-------|---------|---|--|

## MERCEDES-BENZ

### AMG C43 4matic

|                 |    |       |         |   |         |
|-----------------|----|-------|---------|---|---------|
| A-9, 3.0L, 6cyl | 22 | 19/27 | \$2,050 | 4 | PR T SS |
|-----------------|----|-------|---------|---|---------|

### AMG C63

|                 |    |       |         |   |         |
|-----------------|----|-------|---------|---|---------|
| A-9, 4.0L, 8cyl | 21 | 18/27 | \$2,150 | 4 | PR T SS |
|-----------------|----|-------|---------|---|---------|

### AMG C63 S

|                 |    |       |         |   |         |
|-----------------|----|-------|---------|---|---------|
| A-9, 4.0L, 8cyl | 21 | 18/27 | \$2,150 | 4 | PR T SS |
|-----------------|----|-------|---------|---|---------|

### AMG CLA45 4matic

|                  |    |       |         |   |         |
|------------------|----|-------|---------|---|---------|
| AM-7, 2.0L, 4cyl | 26 | 23/30 | \$1,750 | 5 | PR T SS |
|------------------|----|-------|---------|---|---------|

### AMG CLS53 4matic Plus

|                 |    |       |         |   |           |
|-----------------|----|-------|---------|---|-----------|
| A-9, 3.0L, 6cyl | 23 | 21/27 | \$2,000 | 5 | PR HEV SS |
|-----------------|----|-------|---------|---|-----------|

### AMG GT 63 4matic Plus

|                 |    |       |         |   |             |
|-----------------|----|-------|---------|---|-------------|
| A-9, 4.0L, 8cyl | 17 | 15/20 | \$2,650 | 3 | PR T Tax SS |
|-----------------|----|-------|---------|---|-------------|

### AMG GT 63 S 4matic Plus

|                 |    |       |         |   |             |
|-----------------|----|-------|---------|---|-------------|
| A-9, 4.0L, 8cyl | 17 | 15/20 | \$2,650 | 3 | PR T Tax SS |
|-----------------|----|-------|---------|---|-------------|

### AMG S63 4matic Coupe

|                 |    |       |         |   |         |
|-----------------|----|-------|---------|---|---------|
| A-9, 4.0L, 8cyl | 20 | 17/27 | \$2,250 | 4 | PR T SS |
|-----------------|----|-------|---------|---|---------|

### AMG S65 Coupe

|                  |    |       |         |   |             |
|------------------|----|-------|---------|---|-------------|
| A-7, 6.0L, 12cyl | 16 | 13/21 | \$2,850 | 2 | PR T Tax SS |
|------------------|----|-------|---------|---|-------------|

### C300

|                 |    |       |         |   |         |
|-----------------|----|-------|---------|---|---------|
| A-9, 2.0L, 4cyl | 27 | 23/34 | \$1,700 | 6 | PR T SS |
|-----------------|----|-------|---------|---|---------|

### C300 4matic

|                 |    |       |         |   |         |
|-----------------|----|-------|---------|---|---------|
| A-9, 2.0L, 4cyl | 26 | 22/33 | \$1,750 | 5 | PR T SS |
|-----------------|----|-------|---------|---|---------|

### CLA250

|                  |    |       |         |   |         |
|------------------|----|-------|---------|---|---------|
| AM-7, 2.0L, 4cyl | 29 | 24/37 | \$1,550 | 6 | PR T SS |
|------------------|----|-------|---------|---|---------|

### CLA250 4matic

|                  |    |       |         |   |             |
|------------------|----|-------|---------|---|-------------|
| AM-7, 2.0L, 4cyl | 27 | 24/32 | \$1,700 | 6 | PR T PT4 SS |
| AM-7, 2.0L, 4cyl | 27 | 24/32 | \$1,700 | 6 | Gas         |
|                  | 20 | 17/24 | \$1,750 | 6 | E85         |

### CLS450

|                 |    |       |         |   |             |
|-----------------|----|-------|---------|---|-------------|
| A-9, 3.0L, 6cyl | 26 | 24/31 | \$1,750 | 5 | PR T HEV SS |
|-----------------|----|-------|---------|---|-------------|

### CLS450 4matic

|                 |    |       |         |   |             |
|-----------------|----|-------|---------|---|-------------|
| A-9, 3.0L, 6cyl | 26 | 23/30 | \$1,750 | 5 | PR T HEV SS |
|-----------------|----|-------|---------|---|-------------|

### S560 4matic Coupe

|                 |    |       |         |   |         |
|-----------------|----|-------|---------|---|---------|
| A-9, 4.0L, 8cyl | 20 | 17/26 | \$2,250 | 4 | PR T SS |
|-----------------|----|-------|---------|---|---------|

## MITSUBISHI

### Mirage

|                 |    |       |         |   |  |
|-----------------|----|-------|---------|---|--|
| AV, 1.2L, 3cyl  | 39 | 36/43 | \$900   | 9 |  |
| M-5, 1.2L, 3cyl | 36 | 33/41 | \$1,000 | 8 |  |

### Mirage G4

|                 |    |       |         |   |  |
|-----------------|----|-------|---------|---|--|
| AV, 1.2L, 3cyl  | 37 | 35/41 | \$950   | 8 |  |
| M-5, 1.2L, 3cyl | 35 | 33/40 | \$1,000 | 8 |  |

## NISSAN

### Versa

|                 |    |       |         |   |  |
|-----------------|----|-------|---------|---|--|
| AV, 1.6L, 4cyl  | 34 | 31/39 | \$1,050 | 8 |  |
| M-5, 1.6L, 4cyl | 30 | 27/36 | \$1,200 | 7 |  |

| Manufacturer Model Configuration<br>(trans, eng size, cyl) | MPG  |          | Annual Fuel Cost | GHG Rating | Notes |
|------------------------------------------------------------|------|----------|------------------|------------|-------|
|                                                            | Comb | City/Hwy |                  |            |       |

## ROLLS-ROYCE

### Dawn

|                   |    |       |         |   |         |
|-------------------|----|-------|---------|---|---------|
| A-S8, 6.6L, 12cyl | 14 | 12/18 | \$3,250 | 1 | P T Tax |
|-------------------|----|-------|---------|---|---------|

## SUBARU

### WRX

|                   |    |       |         |   |      |
|-------------------|----|-------|---------|---|------|
| AV-S8, 2.0L, 4cyl | 21 | 18/24 | \$2,150 | 4 | P T  |
| M-6, 2.0L, 4cyl   | 23 | 21/27 | \$2,000 | 5 | P T  |
| M-6, 2.5L, 4cyl   | 19 | 17/22 | \$2,400 | 3 | PR T |

## TOYOTA

### C-HR

|                   |    |       |         |   |  |
|-------------------|----|-------|---------|---|--|
| AV-S7, 2.0L, 4cyl | 29 | 27/31 | \$1,250 | 6 |  |
|-------------------|----|-------|---------|---|--|

### Corolla Hatchback

|                    |    |       |         |   |  |
|--------------------|----|-------|---------|---|--|
| AV-S10, 2.0L, 4cyl | 36 | 32/42 | \$1,000 | 8 |  |
| M-6, 2.0L, 4cyl    | 31 | 28/37 | \$1,150 | 7 |  |

### Corolla Hatchback XSE

|                    |    |       |         |   |  |
|--------------------|----|-------|---------|---|--|
| AV-S10, 2.0L, 4cyl | 33 | 30/38 | \$1,100 | 8 |  |
|--------------------|----|-------|---------|---|--|

### Prius c

|                 |    |       |       |    |        |
|-----------------|----|-------|-------|----|--------|
| ▶AV, 1.5L, 4cyl | 46 | 48/43 | \$750 | 10 | HEV SS |
|-----------------|----|-------|-------|----|--------|

### Yaris

|                  |    |       |         |   |  |
|------------------|----|-------|---------|---|--|
| A-4, 1.5L, 4cyl  | 32 | 30/35 | \$1,100 | 7 |  |
| A-S6, 1.5L, 4cyl | 35 | 32/40 | \$1,000 | 8 |  |
| M-6, 1.5L, 4cyl  | 34 | 30/39 | \$1,050 | 8 |  |

## VOLKSWAGEN

### Beetle

|                  |    |       |         |   |   |
|------------------|----|-------|---------|---|---|
| A-S6, 2.0L, 4cyl | 29 | 26/33 | \$1,250 | 6 | T |
|------------------|----|-------|---------|---|---|

### e-Golf

|      |     |         |       |    |    |
|------|-----|---------|-------|----|----|
| ▶A-1 | 119 | 126/111 | \$550 | 10 | EV |
|------|-----|---------|-------|----|----|

### Golf

|                  |    |       |         |   |      |
|------------------|----|-------|---------|---|------|
| A-S8, 1.4L, 4cyl | 32 | 29/37 | \$1,100 | 7 | T SS |
| M-6, 1.4L, 4cyl  | 32 | 29/37 | \$1,100 | 7 | T    |

### Golf R

|                   |    |       |         |   |        |
|-------------------|----|-------|---------|---|--------|
| AM-S7, 2.0L, 4cyl | 26 | 23/30 | \$1,750 | 5 | P T SS |
| M-6, 2.0L, 4cyl   | 24 | 21/29 | \$1,900 | 5 | P T    |

### GTI

|                   |    |       |         |   |      |
|-------------------|----|-------|---------|---|------|
| AM-S7, 2.0L, 4cyl | 27 | 25/31 | \$1,300 | 6 | T SS |
| M-6, 2.0L, 4cyl   | 27 | 24/32 | \$1,300 | 6 | T    |

### Jetta

|                  |    |       |         |   |      |
|------------------|----|-------|---------|---|------|
| A-S8, 1.4L, 4cyl | 34 | 30/39 | \$1,050 | 8 | T SS |
| M-6, 1.4L, 4cyl  | 34 | 30/40 | \$1,050 | 8 | T    |

## VOLVO

### S60 AWD

|                  |    |       |         |   |           |
|------------------|----|-------|---------|---|-----------|
| A-S8, 2.0L, 4cyl | 25 | 21/32 | \$1,800 | 5 | PR T S SS |
|------------------|----|-------|---------|---|-----------|

### S60 FWD

|                  |    |       |         |   |         |
|------------------|----|-------|---------|---|---------|
| A-S8, 2.0L, 4cyl | 28 | 24/36 | \$1,600 | 6 | PR T SS |
|------------------|----|-------|---------|---|---------|

| Manufacturer Model Configuration<br>(trans, eng size, cyl) | MPG  |          | Annual Fuel Cost | GHG Rating | Notes |
|------------------------------------------------------------|------|----------|------------------|------------|-------|
|                                                            | Comb | City/Hwy |                  |            |       |

## MIDSIZE CARS

## ACURA

### RLX

|                   |    |       |         |   |   |
|-------------------|----|-------|---------|---|---|
| A-S10, 3.5L, 6cyl | 23 | 20/29 | \$2,000 | 5 | P |
|-------------------|----|-------|---------|---|---|

### RLX Hybrid

|                   |    |       |         |   |          |
|-------------------|----|-------|---------|---|----------|
| AM-S7, 3.5L, 6cyl | 28 | 28/29 | \$1,600 | 6 | P HEV SS |
|-------------------|----|-------|---------|---|----------|

## ALFA ROMEO

### Giulia

|                 |    |       |         |   |        |
|-----------------|----|-------|---------|---|--------|
| A-8, 2.0L, 4cyl | 27 | 24/33 | \$1,700 | 6 | P T SS |
| A-8, 2.9L, 6cyl | 20 | 17/24 | \$2,250 | 4 | P T SS |

### Giulia AWD

|                 |    |       |         |   |        |
|-----------------|----|-------|---------|---|--------|
| A-8, 2.0L, 4cyl | 26 | 23/31 | \$1,750 | 5 | P T SS |
|-----------------|----|-------|---------|---|--------|

## AUDI

### A5 Sportback quattro

|                   |    |       |         |   |        |
|-------------------|----|-------|---------|---|--------|
| AM-S7, 2.0L, 4cyl | 27 | 23/34 | \$1,700 | 6 | P T SS |
|-------------------|----|-------|---------|---|--------|

### A6 quattro

|                   |    |       |         |   |            |
|-------------------|----|-------|---------|---|------------|
| AM-S7, 3.0L, 6cyl | 25 | 22/29 | \$1,800 | 5 | P T HEV SS |
|-------------------|----|-------|---------|---|------------|

### A7 quattro

|                   |    |       |         |   |            |
|-------------------|----|-------|---------|---|------------|
| AM-S7, 3.0L, 6cyl | 25 | 22/29 | \$1,800 | 5 | P T HEV SS |
|-------------------|----|-------|---------|---|------------|

### RS 5 Sportback

|                  |    |       |         |   |     |
|------------------|----|-------|---------|---|-----|
| A-S8, 2.9L, 6cyl | 20 | 17/26 | \$2,250 | 4 | P T |
|------------------|----|-------|---------|---|-----|

### S5 Sportback

|                  |    |       |         |   |        |
|------------------|----|-------|---------|---|--------|
| A-S8, 3.0L, 6cyl | 24 | 21/30 | \$1,900 | 5 | P T SS |
|------------------|----|-------|---------|---|--------|

## BENTLEY

### Mulsanne

|                  |    |       |         |   |         |
|------------------|----|-------|---------|---|---------|
| A-S8, 6.8L, 8cyl | 12 | 10/16 | \$3,800 | 1 | P T Tax |
|------------------|----|-------|---------|---|---------|

## BMW

### 530i

|                  |    |       |         |   |        |
|------------------|----|-------|---------|---|--------|
| A-S8, 2.0L, 4cyl | 27 | 24/34 | \$1,700 | 6 | P T SS |
|------------------|----|-------|---------|---|--------|

### 530i xDrive

|                  |    |       |         |   |        |
|------------------|----|-------|---------|---|--------|
| A-S8, 2.0L, 4cyl | 27 | 23/33 | \$1,700 | 6 | P T SS |
|------------------|----|-------|---------|---|--------|

### 540i

|                  |    |       |         |   |        |
|------------------|----|-------|---------|---|--------|
| A-S8, 3.0L, 6cyl | 24 | 21/29 | \$1,900 | 5 | P T SS |
|------------------|----|-------|---------|---|--------|

### 540i xDrive

|                  |    |       |         |   |        |
|------------------|----|-------|---------|---|--------|
| A-S8, 3.0L, 6cyl | 24 | 21/29 | \$1,900 | 5 | P T SS |
|------------------|----|-------|---------|---|--------|

### M5

|                  |    |       |         |   |            |
|------------------|----|-------|---------|---|------------|
| A-S8, 4.4L, 8cyl | 17 | 15/21 | \$2,650 | 3 | P T Tax SS |
|------------------|----|-------|---------|---|------------|

### M5 Competition

|                  |    |       |         |   |            |
|------------------|----|-------|---------|---|------------|
| A-S8, 4.4L, 8cyl | 17 | 15/21 | \$2,650 | 3 | P T Tax SS |
|------------------|----|-------|---------|---|------------|

### M550i xDrive

|                  |    |       |         |   |        |
|------------------|----|-------|---------|---|--------|
| A-S8, 4.4L, 8cyl | 20 | 18/25 | \$2,250 | 4 | P T SS |
|------------------|----|-------|---------|---|--------|

### X2 M35i

|                  |    |       |         |   |        |
|------------------|----|-------|---------|---|--------|
| A-S8, 2.0L, 4cyl | 25 | 23/29 | \$1,800 | 5 | P T SS |
|------------------|----|-------|---------|---|--------|

### X2 sDrive28i

|                  |    |       |         |   |        |
|------------------|----|-------|---------|---|--------|
| A-S8, 2.0L, 4cyl | 26 | 23/32 | \$1,750 | 5 | P T SS |
|------------------|----|-------|---------|---|--------|

### X2 xDrive28i

|                  |    |       |         |   |        |
|------------------|----|-------|---------|---|--------|
| A-S8, 2.0L, 4cyl | 25 | 21/31 | \$1,800 | 5 | P T SS |
|------------------|----|-------|---------|---|--------|



| Manufacturer Model Configuration<br>(trans, eng size, cyl) | MPG  |          | Annual Fuel Cost | GHG Rating | Notes |
|------------------------------------------------------------|------|----------|------------------|------------|-------|
|                                                            | Comb | City/Hwy |                  |            |       |

## BUICK

### LaCrosse

|                  |    |       |         |   |    |
|------------------|----|-------|---------|---|----|
| A-S9, 3.6L, 6cyl | 24 | 20/30 | \$1,500 | 5 | SS |
|------------------|----|-------|---------|---|----|

### LaCrosse AWD

|                  |    |       |         |   |    |
|------------------|----|-------|---------|---|----|
| A-S9, 3.6L, 6cyl | 23 | 20/29 | \$1,550 | 5 | SS |
|------------------|----|-------|---------|---|----|

### LaCrosse eAssist

|                  |    |       |         |   |        |
|------------------|----|-------|---------|---|--------|
| A-S6, 2.5L, 4cyl | 29 | 25/35 | \$1,250 | 6 | HEV SS |
|------------------|----|-------|---------|---|--------|

### Regal

|                  |    |       |         |   |         |
|------------------|----|-------|---------|---|---------|
| A-S9, 2.0L, 4cyl | 26 | 22/32 | \$1,750 | 5 | PR T SS |
|------------------|----|-------|---------|---|---------|

### Regal AWD

|                  |    |       |         |   |         |
|------------------|----|-------|---------|---|---------|
| A-S8, 2.0L, 4cyl | 24 | 21/29 | \$1,900 | 5 | PR T SS |
|------------------|----|-------|---------|---|---------|

|                  |    |       |         |   |    |
|------------------|----|-------|---------|---|----|
| A-S9, 3.6L, 6cyl | 22 | 19/27 | \$1,600 | 4 | SS |
|------------------|----|-------|---------|---|----|

## CADILLAC

### CTS

|                  |    |       |         |   |         |
|------------------|----|-------|---------|---|---------|
| A-S8, 2.0L, 4cyl | 25 | 22/30 | \$1,800 | 5 | PR T SS |
|------------------|----|-------|---------|---|---------|

|                  |    |       |         |   |    |
|------------------|----|-------|---------|---|----|
| A-S8, 3.6L, 6cyl | 23 | 19/29 | \$1,550 | 5 | SS |
|------------------|----|-------|---------|---|----|

|                  |    |       |         |   |      |
|------------------|----|-------|---------|---|------|
| A-S8, 3.6L, 6cyl | 19 | 16/24 | \$2,400 | 3 | PR T |
|------------------|----|-------|---------|---|------|

### CTS AWD

|                  |    |       |         |   |         |
|------------------|----|-------|---------|---|---------|
| A-S8, 2.0L, 4cyl | 24 | 21/29 | \$1,900 | 5 | PR T SS |
|------------------|----|-------|---------|---|---------|

|                  |    |       |         |   |    |
|------------------|----|-------|---------|---|----|
| A-S8, 3.6L, 6cyl | 21 | 18/26 | \$1,700 | 4 | SS |
|------------------|----|-------|---------|---|----|

### CTS-V

|                  |    |       |         |   |          |
|------------------|----|-------|---------|---|----------|
| A-S8, 6.2L, 8cyl | 16 | 14/21 | \$2,850 | 2 | PR S Tax |
|------------------|----|-------|---------|---|----------|

## CHEVROLET

### Cruze Hatchback

|                  |    |       |         |   |      |
|------------------|----|-------|---------|---|------|
| A-S6, 1.4L, 4cyl | 32 | 28/38 | \$1,100 | 7 | T SS |
|------------------|----|-------|---------|---|------|

|                 |    |       |         |   |        |
|-----------------|----|-------|---------|---|--------|
| A-9, 1.6L, 4cyl | 35 | 30/45 | \$1,350 | 6 | D T SS |
|-----------------|----|-------|---------|---|--------|

### Cruze Premier Hatchback

|                  |    |       |         |   |      |
|------------------|----|-------|---------|---|------|
| A-S6, 1.4L, 4cyl | 31 | 28/37 | \$1,150 | 7 | T SS |
|------------------|----|-------|---------|---|------|

### Malibu

|                |    |       |         |   |      |
|----------------|----|-------|---------|---|------|
| AV, 1.5L, 4cyl | 32 | 29/36 | \$1,100 | 7 | T SS |
|----------------|----|-------|---------|---|------|

|                 |    |       |         |   |      |
|-----------------|----|-------|---------|---|------|
| A-9, 2.0L, 4cyl | 26 | 22/32 | \$1,750 | 5 | PR T |
|-----------------|----|-------|---------|---|------|

### Malibu Hybrid

|                |    |       |       |    |        |
|----------------|----|-------|-------|----|--------|
| AV, 1.8L, 4cyl | 46 | 49/43 | \$750 | 10 | HEV SS |
|----------------|----|-------|-------|----|--------|

## DODGE

### Challenger

|                 |    |       |         |   |  |
|-----------------|----|-------|---------|---|--|
| A-8, 3.6L, 6cyl | 23 | 19/30 | \$1,550 | 5 |  |
|-----------------|----|-------|---------|---|--|

|                 |    |       |         |   |     |
|-----------------|----|-------|---------|---|-----|
| A-8, 5.7L, 8cyl | 19 | 16/25 | \$2,200 | 3 | Mid |
|-----------------|----|-------|---------|---|-----|

|                 |    |       |         |   |   |
|-----------------|----|-------|---------|---|---|
| M-6, 5.7L, 8cyl | 18 | 15/23 | \$2,500 | 3 | P |
|-----------------|----|-------|---------|---|---|

|                 |    |       |         |   |   |
|-----------------|----|-------|---------|---|---|
| A-8, 6.4L, 8cyl | 18 | 15/24 | \$2,500 | 3 | P |
|-----------------|----|-------|---------|---|---|

|                 |    |       |         |   |       |
|-----------------|----|-------|---------|---|-------|
| M-6, 6.4L, 8cyl | 17 | 14/23 | \$2,650 | 3 | P Tax |
|-----------------|----|-------|---------|---|-------|

### Challenger GT

|                 |    |       |         |   |  |
|-----------------|----|-------|---------|---|--|
| A-8, 3.6L, 6cyl | 21 | 18/27 | \$1,700 | 4 |  |
|-----------------|----|-------|---------|---|--|

### Challenger SRT

|                 |    |       |         |   |         |
|-----------------|----|-------|---------|---|---------|
| A-8, 6.2L, 8cyl | 16 | 13/22 | \$2,850 | 2 | P S Tax |
|-----------------|----|-------|---------|---|---------|

|                 |    |       |         |   |         |
|-----------------|----|-------|---------|---|---------|
| M-6, 6.2L, 8cyl | 16 | 13/21 | \$2,850 | 2 | P S Tax |
|-----------------|----|-------|---------|---|---------|

## FORD

### Fusion AWD

|                  |    |       |         |   |   |
|------------------|----|-------|---------|---|---|
| A-S6, 2.0L, 4cyl | 23 | 20/29 | \$1,550 | 5 | T |
|------------------|----|-------|---------|---|---|

|                  |    |       |         |   |   |
|------------------|----|-------|---------|---|---|
| A-S6, 2.7L, 6cyl | 20 | 17/26 | \$1,800 | 4 | T |
|------------------|----|-------|---------|---|---|

| Manufacturer Model Configuration<br>(trans, eng size, cyl) | MPG  |          | Annual Fuel Cost | GHG Rating | Notes |
|------------------------------------------------------------|------|----------|------------------|------------|-------|
|                                                            | Comb | City/Hwy |                  |            |       |

### Fusion Energi Plug-in Hybrid

|                |              |  |  |  |         |
|----------------|--------------|--|--|--|---------|
| AV, 2.0L, 4cyl | See page 36. |  |  |  | PHEV SS |
|----------------|--------------|--|--|--|---------|

### Fusion FWD

|                  |    |       |         |   |      |
|------------------|----|-------|---------|---|------|
| A-S6, 1.5L, 4cyl | 27 | 23/34 | \$1,300 | 6 | T SS |
|------------------|----|-------|---------|---|------|

|                  |    |       |         |   |      |
|------------------|----|-------|---------|---|------|
| A-S6, 2.0L, 4cyl | 25 | 21/31 | \$1,400 | 5 | T SS |
|------------------|----|-------|---------|---|------|

|                 |    |       |         |   |  |
|-----------------|----|-------|---------|---|--|
| A-6, 2.5L, 4cyl | 25 | 21/31 | \$1,400 | 5 |  |
|-----------------|----|-------|---------|---|--|

### Fusion Hybrid FWD

|                |    |       |       |   |        |
|----------------|----|-------|-------|---|--------|
| AV, 2.0L, 4cyl | 42 | 43/41 | \$850 | 9 | HEV SS |
|----------------|----|-------|-------|---|--------|

### Fusion Hybrid Taxi

|                |    |       |       |   |        |
|----------------|----|-------|-------|---|--------|
| AV, 2.0L, 4cyl | 41 | 43/40 | \$850 | 9 | HEV SS |
|----------------|----|-------|-------|---|--------|

## HONDA

### Accord 2.0T Sport/Touring

|                  |    |       |         |   |   |
|------------------|----|-------|---------|---|---|
| A-10, 2.0L, 4cyl | 26 | 22/32 | \$1,350 | 5 | T |
|------------------|----|-------|---------|---|---|

### Civic 4Dr

|                |    |       |         |   |   |
|----------------|----|-------|---------|---|---|
| AV, 1.5L, 4cyl | 36 | 32/42 | \$1,000 | 8 | T |
|----------------|----|-------|---------|---|---|

|                   |    |       |         |   |   |
|-------------------|----|-------|---------|---|---|
| AV-S7, 1.5L, 4cyl | 33 | 30/38 | \$1,100 | 8 | T |
|-------------------|----|-------|---------|---|---|

|                 |    |       |         |   |     |
|-----------------|----|-------|---------|---|-----|
| M-6, 1.5L, 4cyl | 32 | 28/38 | \$1,400 | 7 | P T |
|-----------------|----|-------|---------|---|-----|

|                |    |       |         |   |  |
|----------------|----|-------|---------|---|--|
| AV, 2.0L, 4cyl | 33 | 30/38 | \$1,100 | 8 |  |
|----------------|----|-------|---------|---|--|

|                   |    |       |         |   |  |
|-------------------|----|-------|---------|---|--|
| AV-S7, 2.0L, 4cyl | 32 | 29/37 | \$1,100 | 7 |  |
|-------------------|----|-------|---------|---|--|

|                 |    |       |         |   |  |
|-----------------|----|-------|---------|---|--|
| M-6, 2.0L, 4cyl | 29 | 25/36 | \$1,250 | 6 |  |
|-----------------|----|-------|---------|---|--|

### Insight

|                 |    |       |       |    |        |
|-----------------|----|-------|-------|----|--------|
| ▶AV, 1.5L, 4cyl | 52 | 55/49 | \$700 | 10 | HEV SS |
|-----------------|----|-------|-------|----|--------|

### Insight Touring

|                |    |       |       |    |        |
|----------------|----|-------|-------|----|--------|
| AV, 1.5L, 4cyl | 48 | 51/45 | \$750 | 10 | HEV SS |
|----------------|----|-------|-------|----|--------|

## HYUNDAI

### Elantra

|                  |    |       |         |   |   |
|------------------|----|-------|---------|---|---|
| AM-7, 1.4L, 4cyl | 35 | 32/40 | \$1,000 | 8 | T |
|------------------|----|-------|---------|---|---|

|                  |    |       |         |   |   |
|------------------|----|-------|---------|---|---|
| AM-7, 1.6L, 4cyl | 29 | 26/33 | \$1,250 | 6 | T |
|------------------|----|-------|---------|---|---|

|                 |    |       |         |   |   |
|-----------------|----|-------|---------|---|---|
| M-6, 1.6L, 4cyl | 25 | 22/30 | \$1,400 | 5 | T |
|-----------------|----|-------|---------|---|---|

|                  |    |       |         |   |  |
|------------------|----|-------|---------|---|--|
| A-S6, 2.0L, 4cyl | 32 | 28/37 | \$1,100 | 7 |  |
|------------------|----|-------|---------|---|--|

|                 |    |       |         |   |  |
|-----------------|----|-------|---------|---|--|
| M-6, 2.0L, 4cyl | 29 | 26/36 | \$1,250 | 6 |  |
|-----------------|----|-------|---------|---|--|

### Elantra SE

|                  |    |       |         |   |  |
|------------------|----|-------|---------|---|--|
| A-S6, 2.0L, 4cyl | 33 | 29/38 | \$1,100 | 8 |  |
|------------------|----|-------|---------|---|--|

### Ioniq Electric

|      |     |         |       |    |    |
|------|-----|---------|-------|----|----|
| ▶A-1 | 136 | 150/122 | \$500 | 10 | EV |
|------|-----|---------|-------|----|----|

### Ioniq Plug-in Hybrid

|                  |              |  |  |  |         |
|------------------|--------------|--|--|--|---------|
| AM-6, 1.6L, 4cyl | See page 36. |  |  |  | PHEV SS |
|------------------|--------------|--|--|--|---------|

### Sonata Hybrid

|                  |    |       |       |   |        |
|------------------|----|-------|-------|---|--------|
| AM-6, 2.0L, 4cyl | 41 | 39/44 | \$850 | 9 | HEV SS |
|------------------|----|-------|-------|---|--------|

### Sonata Hybrid SE

|                  |    |       |       |   |        |
|------------------|----|-------|-------|---|--------|
| AM-6, 2.0L, 4cyl | 42 | 40/46 | \$850 | 9 | HEV SS |
|------------------|----|-------|-------|---|--------|

### Sonata Plug-in Hybrid

|                  |              |  |  |  |         |
|------------------|--------------|--|--|--|---------|
| AM-6, 2.0L, 4cyl | See page 36. |  |  |  | PHEV SS |
|------------------|--------------|--|--|--|---------|

## INFINITI

### Q50

|                  |    |       |         |   |         |
|------------------|----|-------|---------|---|---------|
| A-S7, 2.0L, 4cyl | 25 | 23/30 | \$1,800 | 5 | PR T SS |
|------------------|----|-------|---------|---|---------|

|                  |    |       |         |   |      |
|------------------|----|-------|---------|---|------|
| A-S7, 3.0L, 6cyl | 23 | 20/29 | \$2,000 | 5 | PR T |
|------------------|----|-------|---------|---|------|

### Q50 AWD

|                  |    |       |         |   |         |
|------------------|----|-------|---------|---|---------|
| A-S7, 2.0L, 4cyl | 24 | 22/28 | \$1,900 | 5 | PR T SS |
|------------------|----|-------|---------|---|---------|

|                  |    |       |         |   |      |
|------------------|----|-------|---------|---|------|
| A-S7, 3.0L, 6cyl | 22 | 19/27 | \$2,050 | 4 | PR T |
|------------------|----|-------|---------|---|------|

| Manufacturer Model Configuration<br>(trans, eng size, cyl) | MPG          |          | Annual Fuel Cost | GHG Rating | Notes   |
|------------------------------------------------------------|--------------|----------|------------------|------------|---------|
|                                                            | Comb         | City/Hwy |                  |            |         |
| <b>Q50 Red Sport</b>                                       |              |          |                  |            |         |
| A-S7, 3.0L, 6cyl                                           | 22           | 20/26    | \$2,050          | 4          | PR T    |
| <b>Q50 Red Sport AWD</b>                                   |              |          |                  |            |         |
| A-S7, 3.0L, 6cyl                                           | 22           | 19/26    | \$2,050          | 4          | PR T    |
| <b>Q70</b>                                                 |              |          |                  |            |         |
| A-S7, 3.7L, 6cyl                                           | 21           | 18/25    | \$2,150          | 4          | PR      |
| A-S7, 5.6L, 8cyl                                           | 19           | 16/24    | \$2,400          | 3          | PR      |
| <b>Q70 AWD</b>                                             |              |          |                  |            |         |
| A-S7, 3.7L, 6cyl                                           | 20           | 18/24    | \$2,250          | 4          | PR      |
| A-S7, 5.6L, 8cyl                                           | 18           | 16/23    | \$2,500          | 3          | PR      |
| <b>JAGUAR</b>                                              |              |          |                  |            |         |
| <b>XF</b>                                                  |              |          |                  |            |         |
| A-S8, 2.0L, 4cyl                                           | 35           | 31/42    | \$1,350          | 7          | D T SS  |
| A-S8, 2.0L, 4cyl                                           | 28           | 25/34    | \$1,600          | 6          | P T SS  |
| A-S8, 3.0L, 6cyl                                           | 23           | 20/29    | \$2,000          | 5          | P S SS  |
| <b>XF AWD</b>                                              |              |          |                  |            |         |
| A-S8, 2.0L, 4cyl                                           | 34           | 30/40    | \$1,400          | 7          | D T SS  |
| A-S8, 2.0L, 4cyl                                           | 27           | 23/33    | \$1,700          | 6          | P T SS  |
| A-S8, 3.0L, 6cyl                                           | 23           | 20/28    | \$2,000          | 5          | P S SS  |
| <b>KIA</b>                                                 |              |          |                  |            |         |
| <b>Forte</b>                                               |              |          |                  |            |         |
| AV, 2.0L, 4cyl                                             | 34           | 30/40    | \$1,050          | 8          |         |
| M-6, 2.0L, 4cyl                                            | 31           | 27/37    | \$1,150          | 7          |         |
| <b>Forte FE</b>                                            |              |          |                  |            |         |
| AV, 2.0L, 4cyl                                             | 35           | 31/41    | \$1,000          | 8          |         |
| <b>Optima Hybrid</b>                                       |              |          |                  |            |         |
| AM-6, 2.0L, 4cyl                                           | 41           | 39/45    | \$850            | 9          | HEV SS  |
| <b>Optima Plug-in Hybrid</b>                               |              |          |                  |            |         |
| AM-6, 2.0L, 4cyl                                           | See page 36. |          |                  |            | PHEV SS |
| <b>Stinger AWD</b>                                         |              |          |                  |            |         |
| A-S8, 2.0L, 4cyl                                           | 24           | 21/29    | \$1,900          | 5          | P T SS  |
| A-S8, 3.3L, 6cyl                                           | 21           | 18/25    | \$2,150          | 4          | P T SS  |
| <b>Stinger RWD</b>                                         |              |          |                  |            |         |
| A-S8, 2.0L, 4cyl                                           | 25           | 22/29    | \$1,800          | 5          | P T SS  |
| A-S8, 3.3L, 6cyl                                           | 21           | 19/25    | \$2,150          | 4          | P T SS  |
| <b>LEXUS</b>                                               |              |          |                  |            |         |
| <b>ES 300h</b>                                             |              |          |                  |            |         |
| AV-S6, 2.5L, 4cyl                                          | 44           | 43/45    | \$800            | 10         | HEV SS  |
| <b>ES 350</b>                                              |              |          |                  |            |         |
| A-S8, 3.5L, 6cyl                                           | 26           | 22/33    | \$1,350          | 5          |         |
| <b>ES 350 F Sport</b>                                      |              |          |                  |            |         |
| A-S8, 3.5L, 6cyl                                           | 25           | 22/31    | \$1,400          | 5          |         |
| <b>GS 300</b>                                              |              |          |                  |            |         |
| A-S8, 2.0L, 4cyl                                           | 26           | 22/32    | \$1,750          | 5          | PR T    |
| <b>GS 300 F Sport</b>                                      |              |          |                  |            |         |
| A-S8, 2.0L, 4cyl                                           | 24           | 21/30    | \$1,900          | 5          | PR T    |
| <b>GS 350</b>                                              |              |          |                  |            |         |
| A-S8, 3.5L, 6cyl                                           | 23           | 20/28    | \$2,000          | 5          | PR      |
| <b>GS 350 AWD</b>                                          |              |          |                  |            |         |
| A-S6, 3.5L, 6cyl                                           | 21           | 19/26    | \$2,150          | 4          | PR      |

| Manufacturer Model Configuration<br>(trans, eng size, cyl) | MPG  |          | Annual Fuel Cost | GHG Rating | Notes     |
|------------------------------------------------------------|------|----------|------------------|------------|-----------|
|                                                            | Comb | City/Hwy |                  |            |           |
| <b>GS 350 F Sport</b>                                      |      |          |                  |            |           |
| A-S8, 3.5L, 6cyl                                           | 22   | 19/27    | \$2,050          | 4          | PR        |
| <b>LS 500</b>                                              |      |          |                  |            |           |
| A-S10, 3.4L, 6cyl                                          | 23   | 19/30    | \$2,000          | 5          | PR T      |
| <b>LS 500 AWD</b>                                          |      |          |                  |            |           |
| A-S10, 3.4L, 6cyl                                          | 21   | 18/27    | \$2,150          | 4          | PR T      |
| <b>LS 500h</b>                                             |      |          |                  |            |           |
| AV-S10, 3.5L, 6cyl                                         | 28   | 25/33    | \$1,600          | 6          | PR HEV SS |
| <b>LS 500h AWD</b>                                         |      |          |                  |            |           |
| AV-S10, 3.5L, 6cyl                                         | 26   | 23/31    | \$1,750          | 5          | PR HEV SS |
| <b>UX 200</b>                                              |      |          |                  |            |           |
| AV-S10, 2.0L, 4cyl                                         | 33   | 29/37    | \$1,100          | 8          |           |
| <b>LINCOLN</b>                                             |      |          |                  |            |           |
| <b>MKZ AWD</b>                                             |      |          |                  |            |           |
| A-S6, 2.0L, 4cyl                                           | 23   | 20/29    | \$1,550          | 5          | T         |
| A-S6, 3.0L, 6cyl                                           | 20   | 17/26    | \$1,800          | 4          | T         |
| <b>MKZ FWD</b>                                             |      |          |                  |            |           |
| A-S6, 2.0L, 4cyl                                           | 24   | 20/31    | \$1,500          | 5          | T         |
| A-S6, 3.0L, 6cyl                                           | 21   | 18/27    | \$1,700          | 4          | T         |
| <b>MKZ Hybrid FWD</b>                                      |      |          |                  |            |           |
| AV, 2.0L, 4cyl                                             | 41   | 42/39    | \$850            | 9          | HEV SS    |
| <b>MASERATI</b>                                            |      |          |                  |            |           |
| <b>Ghibli S RWD</b>                                        |      |          |                  |            |           |
| A-8, 3.0L, 6cyl                                            | 19   | 16/24    | \$2,400          | 3          | PR T SS   |
| <b>Ghibli V6 RWD</b>                                       |      |          |                  |            |           |
| A-8, 3.0L, 6cyl                                            | 19   | 17/24    | \$2,400          | 3          | PR T SS   |
| <b>Ghibli V6 SQ4 AWD</b>                                   |      |          |                  |            |           |
| A-8, 3.0L, 6cyl                                            | 19   | 16/24    | \$2,400          | 3          | PR T SS   |
| <b>MERCEDES-BENZ</b>                                       |      |          |                  |            |           |
| <b>AMG E53 4matic Plus</b>                                 |      |          |                  |            |           |
| A-9, 3.0L, 6cyl                                            | 24   | 21/28    | \$1,900          | 5          | PR HEV SS |
| <b>AMG E63 S 4matic</b>                                    |      |          |                  |            |           |
| A-9, 4.0L, 8cyl                                            | 18   | 15/23    | \$2,500          | 3          | PR T SS   |
| <b>E300</b>                                                |      |          |                  |            |           |
| A-9, 2.0L, 4cyl                                            | 25   | 21/30    | \$1,800          | 5          | PR T SS   |
| <b>E300 4matic</b>                                         |      |          |                  |            |           |
| A-9, 2.0L, 4cyl                                            | 24   | 21/29    | \$1,900          | 5          | PR T SS   |
| <b>E450 4matic</b>                                         |      |          |                  |            |           |
| A-9, 3.0L, 6cyl                                            | 23   | 20/28    | \$2,000          | 5          | PR T SS   |
| <b>MINI</b>                                                |      |          |                  |            |           |
| <b>Cooper Clubman</b>                                      |      |          |                  |            |           |
| A-S6, 1.5L, 3cyl                                           | 27   | 24/32    | \$1,700          | 6          | P T       |
| M-6, 1.5L, 3cyl                                            | 28   | 24/33    | \$1,600          | 6          | P T SS    |
| <b>Cooper Clubman All4</b>                                 |      |          |                  |            |           |
| A-S8, 1.5L, 3cyl                                           | 26   | 23/31    | \$1,750          | 5          | P T       |
| M-6, 1.5L, 3cyl                                            | 26   | 22/32    | \$1,750          | 5          | P T       |

| Manufacturer Model Configuration<br>(trans, eng size, cyl) | MPG          |          | Annual Fuel Cost | GHG Rating | Notes       |
|------------------------------------------------------------|--------------|----------|------------------|------------|-------------|
|                                                            | Comb         | City/Hwy |                  |            |             |
| <b>Cooper Countryman</b>                                   |              |          |                  |            |             |
| A-S6, 1.5L, 3cyl                                           | 27           | 24/32    | \$1,700          | 6          | P T         |
| M-6, 1.5L, 3cyl                                            | 28           | 24/33    | \$1,600          | 6          | P T SS      |
| <b>Cooper Countryman All4</b>                              |              |          |                  |            |             |
| A-S8, 1.5L, 3cyl                                           | 25           | 23/30    | \$1,800          | 5          | P T         |
| M-6, 1.5L, 3cyl                                            | 26           | 22/32    | \$1,750          | 5          | P T         |
| <b>Cooper S Clubman</b>                                    |              |          |                  |            |             |
| A-S8, 2.0L, 4cyl                                           | 27           | 23/32    | \$1,700          | 6          | P T SS      |
| M-6, 2.0L, 4cyl                                            | 25           | 22/31    | \$1,800          | 5          | P T SS      |
| <b>Cooper S Clubman All4</b>                               |              |          |                  |            |             |
| A-S8, 2.0L, 4cyl                                           | 26           | 23/31    | \$1,750          | 5          | P T SS      |
| M-6, 2.0L, 4cyl                                            | 24           | 21/30    | \$1,900          | 5          | P T SS      |
| <b>Cooper S Countryman</b>                                 |              |          |                  |            |             |
| A-S8, 2.0L, 4cyl                                           | 27           | 23/32    | \$1,700          | 6          | P T SS      |
| <b>Cooper S Countryman All4</b>                            |              |          |                  |            |             |
| A-S8, 2.0L, 4cyl                                           | 26           | 22/31    | \$1,750          | 5          | P T SS      |
| M-6, 2.0L, 4cyl                                            | 24           | 21/30    | \$1,900          | 5          | P T SS      |
| <b>Cooper SE Countryman All4</b>                           |              |          |                  |            |             |
| A-S6, 1.5L, 3cyl                                           | See page 36. |          |                  |            | P T PHEV SS |
| <b>JCW Countryman All4</b>                                 |              |          |                  |            |             |
| A-S8, 2.0L, 4cyl                                           | 25           | 22/30    | \$1,800          | 5          | P T SS      |
| M-6, 2.0L, 4cyl                                            | 24           | 21/30    | \$1,900          | 5          | P T SS      |
| <b>John Cooper Works Clubman All4</b>                      |              |          |                  |            |             |
| A-S8, 2.0L, 4cyl                                           | 26           | 23/31    | \$1,750          | 5          | P T SS      |
| M-6, 2.0L, 4cyl                                            | 24           | 21/30    | \$1,900          | 5          | P T SS      |
| <b>NISSAN</b>                                              |              |          |                  |            |             |
| <b>Altima</b>                                              |              |          |                  |            |             |
| AV, 2.5L, 4cyl                                             | 32           | 28/39    | \$1,100          | 7          |             |
| <b>Altima AWD</b>                                          |              |          |                  |            |             |
| AV, 2.5L, 4cyl                                             | 30           | 26/36    | \$1,200          | 7          |             |
| <b>Altima AWD SR/Platinum</b>                              |              |          |                  |            |             |
| AV, 2.5L, 4cyl                                             | 29           | 25/35    | \$1,250          | 6          |             |
| <b>Altima SR/Platinum</b>                                  |              |          |                  |            |             |
| AV, 2.0L, 4cyl                                             | 29           | 25/34    | \$1,250          | 6          | T           |
| AV, 2.5L, 4cyl                                             | 31           | 27/37    | \$1,150          | 7          |             |
| <b>Kicks</b>                                               |              |          |                  |            |             |
| AV, 1.6L, 4cyl                                             | 33           | 31/36    | \$1,100          | 8          |             |
| <b>Leaf</b>                                                |              |          |                  |            |             |
| A-1                                                        | 112          | 124/99   | \$600            | 10         | EV          |
| <b>Maxima</b>                                              |              |          |                  |            |             |
| AV-S7, 3.5L, 6cyl                                          | 24           | 20/30    | \$1,900          | 5          | P           |
| <b>Sentra</b>                                              |              |          |                  |            |             |
| AV-S7, 1.6L, 4cyl                                          | 29           | 27/33    | \$1,550          | 6          | P T         |
| AV, 1.8L, 4cyl                                             | 32           | 29/37    | \$1,100          | 7          |             |
| M-6, 1.8L, 4cyl                                            | 30           | 27/35    | \$1,200          | 7          |             |
| <b>Sentra Nismo</b>                                        |              |          |                  |            |             |
| AV-S7, 1.6L, 4cyl                                          | 27           | 25/30    | \$1,700          | 6          | P T         |
| M-6, 1.6L, 4cyl                                            | 27           | 25/31    | \$1,700          | 6          | P T         |

| Manufacturer Model Configuration<br>(trans, eng size, cyl) | MPG  |          | Annual Fuel Cost | GHG Rating | Notes   |
|------------------------------------------------------------|------|----------|------------------|------------|---------|
|                                                            | Comb | City/Hwy |                  |            |         |
| <b>ROLLS-ROYCE</b>                                         |      |          |                  |            |         |
| <b>Wraith</b>                                              |      |          |                  |            |         |
| A-S8, 6.6L, 12cyl                                          | 14   | 12/18    | \$3,250          | 1          | P T Tax |
| <b>SUBARU</b>                                              |      |          |                  |            |         |
| <b>Impreza 4-Door</b>                                      |      |          |                  |            |         |
| AV-S7, 2.0L, 4cyl                                          | 32   | 28/38    | \$1,100          | 7          |         |
| M-5, 2.0L, 4cyl                                            | 27   | 24/32    | \$1,300          | 6          |         |
| <b>Impreza Sport 4-Door</b>                                |      |          |                  |            |         |
| AV-S7, 2.0L, 4cyl                                          | 30   | 27/36    | \$1,200          | 7          |         |
| M-5, 2.0L, 4cyl                                            | 26   | 23/31    | \$1,350          | 5          |         |
| <b>Legacy AWD</b>                                          |      |          |                  |            |         |
| AV-S7, 2.5L, 4cyl                                          | 29   | 25/34    | \$1,250          | 6          |         |
| AV-S6, 3.6L, 6cyl                                          | 23   | 20/28    | \$1,550          | 5          |         |
| <b>TOYOTA</b>                                              |      |          |                  |            |         |
| <b>Avalon</b>                                              |      |          |                  |            |         |
| A-S8, 3.5L, 6cyl                                           | 25   | 22/31    | \$1,400          | 5          |         |
| <b>Avalon Hybrid</b>                                       |      |          |                  |            |         |
| AV-S6, 2.5L, 4cyl                                          | 43   | 43/43    | \$850            | 9          | HEV SS  |
| <b>Avalon Hybrid XLE</b>                                   |      |          |                  |            |         |
| AV-S6, 2.5L, 4cyl                                          | 44   | 43/44    | \$800            | 10         | HEV SS  |
| <b>Avalon XLE</b>                                          |      |          |                  |            |         |
| A-S8, 3.5L, 6cyl                                           | 26   | 22/32    | \$1,350          | 5          |         |
| <b>Camry</b>                                               |      |          |                  |            |         |
| A-S8, 2.5L, 4cyl                                           | 34   | 29/41    | \$1,050          | 8          |         |
| A-S8, 3.5L, 6cyl                                           | 26   | 22/33    | \$1,350          | 5          |         |
| <b>Camry Hybrid LE</b>                                     |      |          |                  |            |         |
| AV-S6, 2.5L, 4cyl                                          | 52   | 51/53    | \$700            | 10         | HEV SS  |
| <b>Camry Hybrid XLE/SE</b>                                 |      |          |                  |            |         |
| AV-S6, 2.5L, 4cyl                                          | 46   | 44/47    | \$750            | 10         | HEV SS  |
| <b>Camry LE/SE</b>                                         |      |          |                  |            |         |
| A-S8, 2.5L, 4cyl                                           | 32   | 28/39    | \$1,100          | 7          |         |
| <b>Camry XLE/XSE</b>                                       |      |          |                  |            |         |
| A-S8, 2.5L, 4cyl                                           | 32   | 28/39    | \$1,100          | 7          |         |
| <b>Camry XSE</b>                                           |      |          |                  |            |         |
| A-S8, 3.5L, 6cyl                                           | 26   | 22/32    | \$1,350          | 5          |         |
| <b>Corolla</b>                                             |      |          |                  |            |         |
| AV, 1.8L, 4cyl                                             | 32   | 28/36    | \$1,100          | 7          |         |
| AV-S7, 1.8L, 4cyl                                          | 31   | 28/35    | \$1,150          | 7          |         |
| M-6, 1.8L, 4cyl                                            | 30   | 27/35    | \$1,200          | 7          |         |
| <b>Corolla LE Eco</b>                                      |      |          |                  |            |         |
| AV, 1.8L, 4cyl                                             | 34   | 30/40    | \$1,050          | 8          |         |
| AV, 1.8L, 4cyl                                             | 33   | 29/38    | \$1,100          | 8          | 2 mode  |
| <b>VOLKSWAGEN</b>                                          |      |          |                  |            |         |
| <b>Passat</b>                                              |      |          |                  |            |         |
| A-S6, 2.0L, 4cyl                                           | 29   | 25/36    | \$1,250          | 6          | T       |

| Manufacturer Model Configuration<br>(trans, eng size, cyl) | MPG  |          | Annual Fuel Cost | GHG Rating | Notes |
|------------------------------------------------------------|------|----------|------------------|------------|-------|
|                                                            | Comb | City/Hwy |                  |            |       |

## VOLVO

### S90 AWD

|                  |    |       |         |   |           |
|------------------|----|-------|---------|---|-----------|
| A-S8, 2.0L, 4cyl | 26 | 22/31 | \$1,750 | 5 | PR T SS   |
| A-S8, 2.0L, 4cyl | 25 | 21/31 | \$1,800 | 5 | PR T S SS |

### S90 AWD PHEV

|                  |              |  |  |  |                |
|------------------|--------------|--|--|--|----------------|
| A-S8, 2.0L, 4cyl | See page 36. |  |  |  | PR T S PHEV SS |
|------------------|--------------|--|--|--|----------------|

### S90 FWD

|                  |    |       |         |   |         |
|------------------|----|-------|---------|---|---------|
| A-S8, 2.0L, 4cyl | 27 | 23/35 | \$1,700 | 6 | PR T SS |
|------------------|----|-------|---------|---|---------|

## LARGE CARS

## AUDI

### A8 L

|                  |    |       |         |   |            |
|------------------|----|-------|---------|---|------------|
| A-S8, 3.0L, 6cyl | 22 | 19/27 | \$2,050 | 4 | P T HEV SS |
|------------------|----|-------|---------|---|------------|

## BMW

### 330i xDrive Gran Turismo

|                  |    |       |         |   |        |
|------------------|----|-------|---------|---|--------|
| A-S8, 2.0L, 4cyl | 27 | 23/33 | \$1,700 | 6 | P T SS |
|------------------|----|-------|---------|---|--------|

### 340i xDrive Gran Turismo

|                  |    |       |         |   |        |
|------------------|----|-------|---------|---|--------|
| A-S8, 3.0L, 6cyl | 23 | 20/29 | \$2,000 | 5 | P T SS |
|------------------|----|-------|---------|---|--------|

### 640i xDrive Gran Turismo

|                  |    |       |         |   |        |
|------------------|----|-------|---------|---|--------|
| A-S8, 3.0L, 6cyl | 23 | 20/28 | \$2,000 | 5 | P T SS |
|------------------|----|-------|---------|---|--------|

### 740e xDrive

|                  |              |  |  |  |             |
|------------------|--------------|--|--|--|-------------|
| A-S8, 2.0L, 4cyl | See page 36. |  |  |  | P T PHEV SS |
|------------------|--------------|--|--|--|-------------|

### 740i

|                  |    |       |         |   |        |
|------------------|----|-------|---------|---|--------|
| A-S8, 3.0L, 6cyl | 24 | 21/29 | \$1,900 | 5 | P T SS |
|------------------|----|-------|---------|---|--------|

### 740i xDrive

|                  |    |       |         |   |        |
|------------------|----|-------|---------|---|--------|
| A-S8, 3.0L, 6cyl | 23 | 20/29 | \$2,000 | 5 | P T SS |
|------------------|----|-------|---------|---|--------|

### 750i

|                  |    |       |         |   |        |
|------------------|----|-------|---------|---|--------|
| A-S8, 4.4L, 8cyl | 21 | 18/26 | \$2,150 | 4 | P T SS |
|------------------|----|-------|---------|---|--------|

### 750i xDrive

|                  |    |       |         |   |        |
|------------------|----|-------|---------|---|--------|
| A-S8, 4.4L, 8cyl | 20 | 17/25 | \$2,250 | 4 | P T SS |
|------------------|----|-------|---------|---|--------|

### Alpina B7 xDrive

|                  |    |       |         |   |        |
|------------------|----|-------|---------|---|--------|
| A-S8, 4.4L, 8cyl | 20 | 17/25 | \$2,250 | 4 | P T SS |
|------------------|----|-------|---------|---|--------|

### M760i xDrive

|                   |    |       |         |   |            |
|-------------------|----|-------|---------|---|------------|
| A-S8, 6.6L, 12cyl | 16 | 13/20 | \$2,850 | 2 | P T Tax SS |
|-------------------|----|-------|---------|---|------------|

### X1 sDrive28i

|                  |    |       |         |   |        |
|------------------|----|-------|---------|---|--------|
| A-S8, 2.0L, 4cyl | 26 | 23/32 | \$1,750 | 5 | P T SS |
|------------------|----|-------|---------|---|--------|

### X1 xDrive28i

|                  |    |       |         |   |        |
|------------------|----|-------|---------|---|--------|
| A-S8, 2.0L, 4cyl | 25 | 22/31 | \$1,800 | 5 | P T SS |
|------------------|----|-------|---------|---|--------|

## CADILLAC

### CT6

|                   |    |       |         |   |      |
|-------------------|----|-------|---------|---|------|
| A-S10, 2.0L, 4cyl | 28 | 24/34 | \$1,600 | 6 | PR T |
|-------------------|----|-------|---------|---|------|

### CT6 AWD

|                   |    |       |         |   |      |
|-------------------|----|-------|---------|---|------|
| A-S10, 3.0L, 6cyl | 21 | 18/26 | \$2,150 | 4 | PR T |
| A-S10, 3.6L, 6cyl | 21 | 18/27 | \$1,700 | 4 | SS   |

### XTS

|                  |    |       |         |   |  |
|------------------|----|-------|---------|---|--|
| A-S6, 3.6L, 6cyl | 22 | 19/28 | \$1,600 | 4 |  |
|------------------|----|-------|---------|---|--|

### XTS AWD

|                  |    |       |         |   |      |
|------------------|----|-------|---------|---|------|
| A-S6, 3.6L, 6cyl | 20 | 17/26 | \$1,800 | 4 |      |
| A-S6, 3.6L, 6cyl | 18 | 16/23 | \$2,500 | 3 | PR T |

| Manufacturer Model Configuration<br>(trans, eng size, cyl) | MPG  |          | Annual Fuel Cost | GHG Rating | Notes |
|------------------------------------------------------------|------|----------|------------------|------------|-------|
|                                                            | Comb | City/Hwy |                  |            |       |

## CHEVROLET

### Impala

|                  |    |       |         |   |     |
|------------------|----|-------|---------|---|-----|
| A-S6, 2.5L, 4cyl | 25 | 22/29 | \$1,400 | 5 | SS  |
| A-S6, 3.6L, 6cyl | 22 | 19/28 | \$1,600 | 4 |     |
| A-S6, 3.6L, 6cyl | 22 | 18/28 | \$1,600 | 4 | Gas |
|                  | 16 | 14/20 | \$2,200 | 5 | E85 |

## CHRYSLER

### 300

|                 |    |       |         |   |     |
|-----------------|----|-------|---------|---|-----|
| A-8, 3.6L, 6cyl | 23 | 19/30 | \$1,550 | 5 |     |
| A-8, 3.6L, 6cyl | 23 | 19/30 | \$1,550 | 5 | Gas |
|                 | 17 | 14/22 | \$2,050 | 5 | E85 |
| A-8, 5.7L, 8cyl | 19 | 16/25 | \$2,200 | 3 | Mid |

### 300 AWD

|                 |    |       |         |   |     |
|-----------------|----|-------|---------|---|-----|
| A-8, 3.6L, 6cyl | 21 | 18/27 | \$1,700 | 4 |     |
| A-8, 3.6L, 6cyl | 21 | 18/27 | \$1,700 | 4 | Gas |
|                 | 16 | 13/20 | \$2,200 | 4 | E85 |

## DODGE

### Charger

|                 |    |       |         |   |     |
|-----------------|----|-------|---------|---|-----|
| A-8, 3.6L, 6cyl | 23 | 19/30 | \$1,550 | 5 |     |
| A-8, 3.6L, 6cyl | 23 | 19/30 | \$1,550 | 5 | Gas |
|                 | 17 | 14/22 | \$2,050 | 5 | E85 |
| A-8, 5.7L, 8cyl | 19 | 16/25 | \$2,200 | 3 | Mid |
| A-8, 6.4L, 8cyl | 18 | 15/24 | \$2,500 | 3 | P   |

### Charger AWD

|                 |    |       |         |   |  |
|-----------------|----|-------|---------|---|--|
| A-8, 3.6L, 6cyl | 21 | 18/27 | \$1,700 | 4 |  |
|-----------------|----|-------|---------|---|--|

### Charger SRT

|                 |    |       |         |   |         |
|-----------------|----|-------|---------|---|---------|
| A-8, 6.2L, 8cyl | 16 | 13/22 | \$2,850 | 2 | P S Tax |
|-----------------|----|-------|---------|---|---------|

## FORD

### Taurus AWD

|                  |    |       |         |   |   |
|------------------|----|-------|---------|---|---|
| A-S6, 3.5L, 6cyl | 19 | 17/24 | \$1,850 | 3 |   |
| A-S6, 3.5L, 6cyl | 19 | 16/24 | \$1,850 | 3 | T |

### Taurus AWD FFV

|                  |    |       |         |   |     |
|------------------|----|-------|---------|---|-----|
| A-S6, 3.5L, 6cyl | 19 | 17/24 | \$1,850 | 3 | Gas |
|                  | 15 | 13/18 | \$2,350 | 4 | E85 |

### Taurus FWD

|                  |    |       |         |   |  |
|------------------|----|-------|---------|---|--|
| A-S6, 3.5L, 6cyl | 21 | 18/26 | \$1,700 | 4 |  |
|------------------|----|-------|---------|---|--|

### Taurus FWD FFV

|                  |    |       |         |   |     |
|------------------|----|-------|---------|---|-----|
| A-S6, 3.5L, 6cyl | 21 | 18/26 | \$1,700 | 4 | Gas |
|                  | 15 | 13/19 | \$2,350 | 4 | E85 |

## GENESIS

### G80 AWD

|                  |    |       |         |   |     |
|------------------|----|-------|---------|---|-----|
| A-S8, 3.3L, 6cyl | 20 | 17/24 | \$2,250 | 4 | P T |
| A-S8, 3.8L, 6cyl | 20 | 18/24 | \$1,800 | 4 |     |
| A-S8, 5.0L, 8cyl | 18 | 15/23 | \$2,500 | 3 | P   |

### G80 RWD

|                  |    |       |         |   |     |
|------------------|----|-------|---------|---|-----|
| A-S8, 3.3L, 6cyl | 20 | 17/25 | \$2,250 | 4 | P T |
| A-S8, 3.8L, 6cyl | 21 | 18/26 | \$1,700 | 4 |     |
| A-S8, 5.0L, 8cyl | 19 | 16/24 | \$2,400 | 3 | P   |

### G90 AWD

|                  |    |       |         |   |     |
|------------------|----|-------|---------|---|-----|
| A-S8, 3.3L, 6cyl | 20 | 17/24 | \$2,250 | 4 | P T |
| A-S8, 5.0L, 8cyl | 18 | 15/23 | \$2,500 | 3 | P   |

| Manufacturer Model Configuration<br>(trans, eng size, cyl) | MPG  |          | Annual Fuel Cost | GHG Rating | Notes  |
|------------------------------------------------------------|------|----------|------------------|------------|--------|
|                                                            | Comb | City/Hwy |                  |            |        |
| <b>G90 RWD</b>                                             |      |          |                  |            |        |
| A-S8, 3.3L, 6cyl                                           | 20   | 17/24    | \$2,250          | 4          | P T    |
| A-S8, 5.0L, 8cyl                                           | 19   | 16/24    | \$2,400          | 3          | P      |
| <b>HONDA</b>                                               |      |          |                  |            |        |
| <b>Accord</b>                                              |      |          |                  |            |        |
| AV, 1.5L, 4cyl                                             | 33   | 30/38    | \$1,100          | 8          | T      |
| AV-S7, 1.5L, 4cyl                                          | 31   | 29/35    | \$1,150          | 7          | T      |
| M-6, 1.5L, 4cyl                                            | 30   | 26/35    | \$1,200          | 7          | T      |
| A-10, 2.0L, 4cyl                                           | 27   | 23/34    | \$1,300          | 6          | T      |
| M-6, 2.0L, 4cyl                                            | 26   | 22/32    | \$1,350          | 5          | T      |
| <b>Accord Hybrid</b>                                       |      |          |                  |            |        |
| AV, 2.0L, 4cyl                                             | 48   | 48/48    | \$750            | 10         | HEV SS |
| <b>Civic 5Dr</b>                                           |      |          |                  |            |        |
| AV, 1.5L, 4cyl                                             | 34   | 31/40    | \$1,050          | 8          | T      |
| AV-S7, 1.5L, 4cyl                                          | 32   | 30/36    | \$1,400          | 7          | P T    |
| M-6, 1.5L, 4cyl                                            | 33   | 29/38    | \$1,400          | 8          | P T    |
| M-6, 2.0L, 4cyl                                            | 25   | 22/28    | \$1,800          | 5          | P T    |
| <b>HYUNDAI</b>                                             |      |          |                  |            |        |
| <b>Elantra GT</b>                                          |      |          |                  |            |        |
| AM-7, 1.6L, 4cyl                                           | 28   | 25/32    | \$1,250          | 6          | T      |
| M-6, 1.6L, 4cyl                                            | 26   | 23/30    | \$1,350          | 5          | T      |
| A-S6, 2.0L, 4cyl                                           | 27   | 25/32    | \$1,300          | 6          |        |
| <b>Ioniq</b>                                               |      |          |                  |            |        |
| AM-6, 1.6L, 4cyl                                           | 55   | 55/54    | \$650            | 10         | HEV SS |
| <b>Ioniq Blue</b>                                          |      |          |                  |            |        |
| ▶AM-6, 1.6L, 4cyl                                          | 58   | 57/59    | \$600            | 10         | HEV SS |
| <b>Sonata</b>                                              |      |          |                  |            |        |
| AM-7, 1.6L, 4cyl                                           | 31   | 28/37    | \$1,150          | 7          | T      |
| A-S8, 2.0L, 4cyl                                           | 26   | 23/32    | \$1,350          | 5          | T      |
| A-S6, 2.4L, 4cyl                                           | 28   | 25/33    | \$1,250          | 6          |        |
| <b>Sonata SE</b>                                           |      |          |                  |            |        |
| A-S6, 2.4L, 4cyl                                           | 29   | 26/35    | \$1,250          | 6          |        |
| <b>JAGUAR</b>                                              |      |          |                  |            |        |
| <b>XJ</b>                                                  |      |          |                  |            |        |
| A-S8, 3.0L, 6cyl                                           | 21   | 18/27    | \$2,150          | 4          | P S SS |
| A-S8, 5.0L, 8cyl                                           | 18   | 15/23    | \$2,500          | 3          | P S SS |
| <b>XJ AWD</b>                                              |      |          |                  |            |        |
| A-S8, 3.0L, 6cyl                                           | 20   | 17/26    | \$2,250          | 4          | P S SS |
| <b>XJL</b>                                                 |      |          |                  |            |        |
| A-S8, 3.0L, 6cyl                                           | 21   | 18/27    | \$2,150          | 4          | P S SS |
| A-S8, 5.0L, 8cyl                                           | 18   | 15/23    | \$2,500          | 3          | P S SS |
| <b>XJL AWD</b>                                             |      |          |                  |            |        |
| A-S8, 3.0L, 6cyl                                           | 20   | 17/25    | \$2,250          | 4          | P S SS |
| <b>KIA</b>                                                 |      |          |                  |            |        |
| <b>Cadenza</b>                                             |      |          |                  |            |        |
| A-S8, 3.3L, 6cyl                                           | 23   | 20/27    | \$1,550          | 5          |        |
| <b>K900</b>                                                |      |          |                  |            |        |
| A-S8, 3.3L, 6cyl                                           | 21   | 18/25    | \$2,150          | 4          | P T    |

| Manufacturer Model Configuration<br>(trans, eng size, cyl) | MPG  |          | Annual Fuel Cost | GHG Rating | Notes       |
|------------------------------------------------------------|------|----------|------------------|------------|-------------|
|                                                            | Comb | City/Hwy |                  |            |             |
| <b>Optima</b>                                              |      |          |                  |            |             |
| AM-7, 1.6L, 4cyl                                           | 31   | 27/37    | \$1,150          | 7          | T           |
| A-S6, 2.0L, 4cyl                                           | 24   | 21/30    | \$1,500          | 5          | T           |
| A-S6, 2.4L, 4cyl                                           | 27   | 24/33    | \$1,300          | 6          |             |
| <b>Optima FE</b>                                           |      |          |                  |            |             |
| A-S6, 2.4L, 4cyl                                           | 29   | 25/35    | \$1,250          | 6          |             |
| <b>LINCOLN</b>                                             |      |          |                  |            |             |
| <b>Continental AWD</b>                                     |      |          |                  |            |             |
| A-S6, 2.7L, 6cyl                                           | 20   | 17/25    | \$1,800          | 4          | T           |
| A-S6, 3.0L, 6cyl                                           | 19   | 16/24    | \$1,850          | 3          | T           |
| A-S6, 3.7L, 6cyl                                           | 19   | 16/24    | \$1,850          | 3          |             |
| <b>Continental FWD</b>                                     |      |          |                  |            |             |
| A-S6, 2.7L, 6cyl                                           | 21   | 18/27    | \$1,700          | 4          | T           |
| A-S6, 3.7L, 6cyl                                           | 20   | 17/26    | \$1,800          | 4          |             |
| <b>MASERATI</b>                                            |      |          |                  |            |             |
| <b>Quattroporte S</b>                                      |      |          |                  |            |             |
| A-8, 3.0L, 6cyl                                            | 18   | 16/23    | \$2,500          | 3          | PR T SS     |
| <b>Quattroporte SQ4 V6</b>                                 |      |          |                  |            |             |
| A-8, 3.0L, 6cyl                                            | 18   | 16/23    | \$2,500          | 3          | PR T SS     |
| <b>Quattroporte V8</b>                                     |      |          |                  |            |             |
| A-8, 3.8L, 8cyl                                            | 17   | 15/22    | \$2,650          | 3          | PR T Tax SS |
| <b>MERCEDES-BENZ</b>                                       |      |          |                  |            |             |
| <b>AMG S63 4matic</b>                                      |      |          |                  |            |             |
| A-9, 4.0L, 8cyl                                            | 20   | 17/26    | \$2,250          | 4          | PR T SS     |
| <b>AMG S65</b>                                             |      |          |                  |            |             |
| A-7, 6.0L, 12cyl                                           | 16   | 13/22    | \$2,850          | 2          | PR T Tax SS |
| <b>Maybach S560 4matic</b>                                 |      |          |                  |            |             |
| A-9, 4.0L, 8cyl                                            | 19   | 16/25    | \$2,400          | 3          | PR T SS     |
| <b>Maybach S650</b>                                        |      |          |                  |            |             |
| A-7, 6.0L, 12cyl                                           | 16   | 13/21    | \$2,850          | 2          | PR T Tax SS |
| <b>S450</b>                                                |      |          |                  |            |             |
| A-9, 3.0L, 6cyl                                            | 22   | 19/28    | \$2,050          | 4          | PR T SS     |
| <b>S450 4matic</b>                                         |      |          |                  |            |             |
| A-9, 3.0L, 6cyl                                            | 22   | 18/28    | \$2,050          | 4          | PR T SS     |
| <b>S560</b>                                                |      |          |                  |            |             |
| A-9, 4.0L, 8cyl                                            | 21   | 17/27    | \$2,150          | 4          | PR T SS     |
| <b>S560 4matic</b>                                         |      |          |                  |            |             |
| A-9, 4.0L, 8cyl                                            | 21   | 17/27    | \$2,150          | 4          | PR T SS     |
| <b>ROLLS-ROYCE</b>                                         |      |          |                  |            |             |
| <b>Ghost</b>                                               |      |          |                  |            |             |
| A-S8, 6.6L, 12cyl                                          | 14   | 12/18    | \$3,250          | 1          | P T Tax     |
| <b>Ghost EWB</b>                                           |      |          |                  |            |             |
| A-S8, 6.6L, 12cyl                                          | 14   | 12/18    | \$3,250          | 1          | P T Tax     |
| <b>Phantom</b>                                             |      |          |                  |            |             |
| A-S8, 6.7L, 12cyl                                          | 14   | 12/20    | \$3,250          | 1          | P T Tax     |
| <b>Phantom EWB</b>                                         |      |          |                  |            |             |
| A-S8, 6.7L, 12cyl                                          | 14   | 12/20    | \$3,250          | 1          | P T Tax     |

| Manufacturer Model Configuration<br>(trans, eng size, cyl) | MPG  |          | Annual Fuel Cost | GHG Rating | Notes |
|------------------------------------------------------------|------|----------|------------------|------------|-------|
|                                                            | Comb | City/Hwy |                  |            |       |

## SMALL STATION WAGONS

### BMW

#### 330i xDrive Sports Wagon

|                  |    |       |         |   |        |
|------------------|----|-------|---------|---|--------|
| A-S8, 2.0L, 4cyl | 27 | 23/33 | \$1,700 | 6 | P T SS |
|------------------|----|-------|---------|---|--------|

### BUICK

#### Regal TourX AWD

|                  |    |       |         |   |         |
|------------------|----|-------|---------|---|---------|
| A-S8, 2.0L, 4cyl | 24 | 21/29 | \$1,900 | 5 | PR T SS |
|------------------|----|-------|---------|---|---------|

### CHEVROLET

#### Bolt EV

|     |     |         |       |    |    |
|-----|-----|---------|-------|----|----|
| A-1 | 119 | 128/110 | \$550 | 10 | EV |
|-----|-----|---------|-------|----|----|

#### Sonic 5

|                  |    |       |         |   |   |
|------------------|----|-------|---------|---|---|
| A-S6, 1.4L, 4cyl | 29 | 26/34 | \$1,250 | 6 | T |
| M-6, 1.4L, 4cyl  | 29 | 26/35 | \$1,250 | 6 | T |

### FIAT

#### 500 L

|                 |    |       |         |   |     |
|-----------------|----|-------|---------|---|-----|
| A-6, 1.4L, 4cyl | 25 | 22/30 | \$1,800 | 5 | P T |
|-----------------|----|-------|---------|---|-----|

### HONDA

#### Fit

|                   |    |       |         |   |  |
|-------------------|----|-------|---------|---|--|
| AV, 1.5L, 4cyl    | 36 | 33/40 | \$1,000 | 8 |  |
| AV-S7, 1.5L, 4cyl | 33 | 31/36 | \$1,100 | 8 |  |
| M-6, 1.5L, 4cyl   | 31 | 29/36 | \$1,150 | 7 |  |

#### HR-V AWD

|                   |    |       |         |   |  |
|-------------------|----|-------|---------|---|--|
| AV, 1.8L, 4cyl    | 29 | 27/31 | \$1,250 | 6 |  |
| AV-S7, 1.8L, 4cyl | 28 | 26/31 | \$1,250 | 6 |  |

#### HR-V FWD

|                   |    |       |         |   |  |
|-------------------|----|-------|---------|---|--|
| AV, 1.8L, 4cyl    | 30 | 28/34 | \$1,200 | 7 |  |
| AV-S7, 1.8L, 4cyl | 30 | 28/34 | \$1,200 | 7 |  |

### KIA

#### Niro

|                  |    |       |       |    |        |
|------------------|----|-------|-------|----|--------|
| AM-6, 1.6L, 4cyl | 49 | 51/46 | \$750 | 10 | HEV SS |
|------------------|----|-------|-------|----|--------|

#### Niro Electric

|     |     |         |       |    |    |
|-----|-----|---------|-------|----|----|
| A-1 | 112 | 123/102 | \$600 | 10 | EV |
|-----|-----|---------|-------|----|----|

#### Niro FE

|     |     |         |       |    |    |
|-----|-----|---------|-------|----|----|
| A-1 | 112 | 123/102 | \$600 | 10 | EV |
|-----|-----|---------|-------|----|----|

#### Niro Plug-in Hybrid

|                  |              |  |  |  |         |
|------------------|--------------|--|--|--|---------|
| AM-6, 1.6L, 4cyl | See page 36. |  |  |  | PHEV SS |
|------------------|--------------|--|--|--|---------|

#### Niro Touring

|                  |    |       |       |   |        |
|------------------|----|-------|-------|---|--------|
| AM-6, 1.6L, 4cyl | 43 | 46/40 | \$850 | 9 | HEV SS |
|------------------|----|-------|-------|---|--------|

#### Soul

|                  |    |       |         |   |   |
|------------------|----|-------|---------|---|---|
| A-S6, 1.6L, 4cyl | 28 | 26/31 | \$1,250 | 6 |   |
| AM-7, 1.6L, 4cyl | 28 | 26/31 | \$1,250 | 6 | T |
| M-6, 1.6L, 4cyl  | 27 | 24/30 | \$1,300 | 6 |   |
| A-S6, 2.0L, 4cyl | 27 | 25/30 | \$1,300 | 6 |   |

#### Soul Electric

|     |     |        |       |    |    |
|-----|-----|--------|-------|----|----|
| A-1 | 108 | 124/93 | \$600 | 10 | EV |
|-----|-----|--------|-------|----|----|

| Manufacturer Model Configuration<br>(trans, eng size, cyl) | MPG  |          | Annual Fuel Cost | GHG Rating | Notes |
|------------------------------------------------------------|------|----------|------------------|------------|-------|
|                                                            | Comb | City/Hwy |                  |            |       |

### NISSAN

#### Rogue Sport

|                   |    |       |         |   |  |
|-------------------|----|-------|---------|---|--|
| AV-S7, 2.0L, 4cyl | 28 | 25/32 | \$1,250 | 6 |  |
|-------------------|----|-------|---------|---|--|

#### Rogue Sport AWD

|                   |    |       |         |   |  |
|-------------------|----|-------|---------|---|--|
| AV-S7, 2.0L, 4cyl | 27 | 24/30 | \$1,300 | 6 |  |
|-------------------|----|-------|---------|---|--|

### SUBARU

#### Impreza 5-Door

|                   |    |       |         |   |  |
|-------------------|----|-------|---------|---|--|
| AV-S7, 2.0L, 4cyl | 31 | 28/36 | \$1,150 | 7 |  |
| M-5, 2.0L, 4cyl   | 26 | 24/31 | \$1,350 | 5 |  |

#### Impreza Sport 5-Door

|                   |    |       |         |   |  |
|-------------------|----|-------|---------|---|--|
| AV-S7, 2.0L, 4cyl | 30 | 27/35 | \$1,200 | 7 |  |
| M-5, 2.0L, 4cyl   | 25 | 22/30 | \$1,400 | 5 |  |

### VOLKSWAGEN

#### Golf SportWagen

|                  |    |       |         |   |      |
|------------------|----|-------|---------|---|------|
| A-S8, 1.4L, 4cyl | 31 | 27/36 | \$1,150 | 7 | T SS |
| M-6, 1.4L, 4cyl  | 32 | 29/37 | \$1,100 | 7 | T    |

### VOLVO

#### V60 AWD

|                  |    |       |         |   |           |
|------------------|----|-------|---------|---|-----------|
| A-S8, 2.0L, 4cyl | 25 | 21/31 | \$1,800 | 5 | PR T S SS |
|------------------|----|-------|---------|---|-----------|

#### V60 CC AWD

|                  |    |       |         |   |         |
|------------------|----|-------|---------|---|---------|
| A-S8, 2.0L, 4cyl | 25 | 22/31 | \$1,800 | 5 | PR T SS |
|------------------|----|-------|---------|---|---------|

#### V60 FWD

|                  |    |       |         |   |         |
|------------------|----|-------|---------|---|---------|
| A-S8, 2.0L, 4cyl | 28 | 24/36 | \$1,600 | 6 | PR T SS |
|------------------|----|-------|---------|---|---------|

## MIDSIZE STATION WAGONS

### JAGUAR

#### XF Sportbrake AWD

|                  |    |       |         |   |        |
|------------------|----|-------|---------|---|--------|
| A-S8, 3.0L, 6cyl | 21 | 18/25 | \$2,150 | 4 | P S SS |
|------------------|----|-------|---------|---|--------|

### MERCEDES-BENZ

#### AMG E63 S 4matic (wagon)

|                 |    |       |         |   |         |
|-----------------|----|-------|---------|---|---------|
| A-9, 4.0L, 8cyl | 19 | 16/23 | \$2,400 | 3 | PR T SS |
|-----------------|----|-------|---------|---|---------|

#### AMG GLA45 4matic

|                  |    |       |         |   |         |
|------------------|----|-------|---------|---|---------|
| AM-7, 2.0L, 4cyl | 25 | 22/28 | \$1,800 | 5 | PR T SS |
|------------------|----|-------|---------|---|---------|

#### E400 4matic (station wagon)

|                 |    |       |         |   |         |
|-----------------|----|-------|---------|---|---------|
| A-9, 3.0L, 6cyl | 22 | 19/26 | \$2,050 | 4 | PR T SS |
|-----------------|----|-------|---------|---|---------|

### ROLLS-ROYCE

#### Cullinan

|                   |    |       |         |   |         |
|-------------------|----|-------|---------|---|---------|
| A-S8, 6.7L, 12cyl | 14 | 12/20 | \$3,250 | 1 | P T Tax |
|-------------------|----|-------|---------|---|---------|

### VOLVO

#### V90 AWD

|                  |    |       |         |   |           |
|------------------|----|-------|---------|---|-----------|
| A-S8, 2.0L, 4cyl | 25 | 21/31 | \$1,800 | 5 | PR T S SS |
|------------------|----|-------|---------|---|-----------|

#### V90 CC AWD

|                  |    |       |         |   |           |
|------------------|----|-------|---------|---|-----------|
| A-S8, 2.0L, 4cyl | 25 | 22/31 | \$1,800 | 5 | PR T SS   |
| A-S8, 2.0L, 4cyl | 24 | 20/30 | \$1,900 | 5 | PR T S SS |

#### V90 FWD

|                  |    |       |         |   |         |
|------------------|----|-------|---------|---|---------|
| A-S8, 2.0L, 4cyl | 27 | 23/35 | \$1,700 | 6 | PR T SS |
|------------------|----|-------|---------|---|---------|

| Manufacturer Model Configuration<br>(trans, eng size, cyl) | MPG  |          | Annual Fuel Cost | GHG Rating | Notes |
|------------------------------------------------------------|------|----------|------------------|------------|-------|
|                                                            | Comb | City/Hwy |                  |            |       |

## SMALL PICKUP TRUCKS 2WD

### CHEVROLET

#### Colorado 2WD

|                        |           |              |                |          |            |
|------------------------|-----------|--------------|----------------|----------|------------|
| A-6, 2.5L, 4cyl        | 22        | 20/26        | \$1,600        | 4        |            |
| M-6, 2.5L, 4cyl        | 22        | 20/26        | \$1,600        | 4        |            |
| <b>A-6, 2.8L, 4cyl</b> | <b>23</b> | <b>20/30</b> | <b>\$2,050</b> | <b>4</b> | <b>D T</b> |
| A-8, 3.6L, 6cyl        | 20        | 18/25        | \$1,800        | 4        | SS         |

### GMC

#### Canyon 2WD

|                        |           |              |                |          |            |
|------------------------|-----------|--------------|----------------|----------|------------|
| A-6, 2.5L, 4cyl        | 22        | 20/26        | \$1,600        | 4        |            |
| M-6, 2.5L, 4cyl        | 22        | 20/26        | \$1,600        | 4        |            |
| <b>A-6, 2.8L, 4cyl</b> | <b>23</b> | <b>20/30</b> | <b>\$2,050</b> | <b>4</b> | <b>D T</b> |
| A-8, 3.6L, 6cyl        | 20        | 18/25        | \$1,800        | 4        | SS         |

### HONDA

#### Ridgeline FWD

|                 |    |       |         |   |  |
|-----------------|----|-------|---------|---|--|
| A-6, 3.5L, 6cyl | 22 | 19/26 | \$1,600 | 4 |  |
|-----------------|----|-------|---------|---|--|

### NISSAN

#### Frontier 2WD

|                 |    |       |         |   |  |
|-----------------|----|-------|---------|---|--|
| A-5, 2.5L, 4cyl | 19 | 17/22 | \$1,850 | 3 |  |
| M-5, 2.5L, 4cyl | 21 | 19/23 | \$1,700 | 4 |  |
| A-5, 4.0L, 6cyl | 19 | 16/23 | \$1,850 | 3 |  |
| M-6, 4.0L, 6cyl | 19 | 16/22 | \$1,850 | 3 |  |

#### Frontier 2WD FFV

|                 |    |       |         |   |     |
|-----------------|----|-------|---------|---|-----|
| A-5, 4.0L, 6cyl | 18 | 16/22 | \$2,000 | 3 | Gas |
|                 | 13 | 11/16 | \$2,700 | 3 | E85 |

### TOYOTA

#### Tacoma 2WD

|                  |    |       |         |   |  |
|------------------|----|-------|---------|---|--|
| A-S6, 2.7L, 4cyl | 21 | 20/23 | \$1,700 | 4 |  |
| A-S6, 3.5L, 6cyl | 21 | 19/24 | \$1,700 | 4 |  |

## SMALL PICKUP TRUCKS 4WD

### CHEVROLET

#### Colorado 4WD

|                 |    |       |         |   |     |
|-----------------|----|-------|---------|---|-----|
| A-6, 2.5L, 4cyl | 21 | 19/24 | \$1,700 | 4 |     |
| A-6, 2.8L, 4cyl | 22 | 19/28 | \$2,150 | 4 | D T |
| A-8, 3.6L, 6cyl | 19 | 17/24 | \$1,850 | 3 | SS  |

#### Colorado ZR2 4WD

|                 |    |       |         |   |     |
|-----------------|----|-------|---------|---|-----|
| A-6, 2.8L, 4cyl | 19 | 18/22 | \$2,450 | 3 | D T |
| A-8, 3.6L, 6cyl | 17 | 16/18 | \$2,100 | 3 | SS  |

### GMC

#### Canyon 4WD

|                 |    |       |         |   |     |
|-----------------|----|-------|---------|---|-----|
| A-6, 2.5L, 4cyl | 21 | 19/24 | \$1,700 | 4 |     |
| A-6, 2.8L, 4cyl | 22 | 19/28 | \$2,150 | 4 | D T |
| A-8, 3.6L, 6cyl | 19 | 17/24 | \$1,850 | 3 | SS  |

### NISSAN

#### Frontier 4WD

|                 |    |       |         |   |     |
|-----------------|----|-------|---------|---|-----|
| A-5, 4.0L, 6cyl | 17 | 15/21 | \$2,100 | 3 | PT4 |
| M-6, 4.0L, 6cyl | 18 | 16/21 | \$2,000 | 3 | PT4 |

| Manufacturer Model Configuration<br>(trans, eng size, cyl) | MPG  |          | Annual Fuel Cost | GHG Rating | Notes |
|------------------------------------------------------------|------|----------|------------------|------------|-------|
|                                                            | Comb | City/Hwy |                  |            |       |

#### Frontier 4WD FFV

|                 |    |       |         |   |     |
|-----------------|----|-------|---------|---|-----|
| A-5, 4.0L, 6cyl | 17 | 15/21 | \$2,100 | 3 | Gas |
|                 | 12 | 11/14 | \$2,950 | 3 | E85 |

### TOYOTA

#### Tacoma 4WD

|                  |    |       |         |   |     |
|------------------|----|-------|---------|---|-----|
| A-S6, 2.7L, 4cyl | 20 | 19/22 | \$1,800 | 4 | PT4 |
| A-S6, 3.5L, 6cyl | 20 | 18/22 | \$1,800 | 4 | PT4 |
| M-6, 3.5L, 6cyl  | 18 | 17/21 | \$2,000 | 3 | PT4 |

#### Tacoma 4WD Double Cab Off-Road

|                 |    |       |         |   |     |
|-----------------|----|-------|---------|---|-----|
| M-6, 3.5L, 6cyl | 18 | 17/20 | \$2,000 | 3 | PT4 |
|-----------------|----|-------|---------|---|-----|

## STANDARD PICKUP TRUCKS 2WD

### CHEVROLET

#### Silverado C10 2WD

|                 |    |       |         |   |             |
|-----------------|----|-------|---------|---|-------------|
| A-8, 2.7L, 4cyl | 21 | 20/23 | \$1,700 | 4 | T SS        |
| A-8, 2.7L, 4cyl | 20 | 19/22 | \$1,800 | 4 | T 3-Mode SS |
| A-6, 4.3L, 6cyl | 17 | 16/21 | \$2,100 | 3 |             |
| A-6, 5.3L, 8cyl | 17 | 15/21 | \$2,100 | 3 |             |
| A-6, 5.3L, 8cyl | 17 | 15/20 | \$2,100 | 3 | Gas         |
|                 | 13 | 11/15 | \$2,700 | 3 | E85         |
| A-8, 5.3L, 8cyl | 19 | 17/24 | \$1,850 | 3 | XFE pkg SS  |
| A-8, 5.3L, 8cyl | 19 | 17/23 | \$1,850 | 3 | SS          |

#### Silverado LD C15 2WD

|                 |    |       |         |   |  |
|-----------------|----|-------|---------|---|--|
| A-6, 5.3L, 8cyl | 17 | 15/22 | \$2,100 | 3 |  |
|-----------------|----|-------|---------|---|--|

### FORD

#### F150 2.7L 2WD GVWR>6649 LBS

|                   |    |       |         |   |      |
|-------------------|----|-------|---------|---|------|
| A-S10, 2.7L, 6cyl | 21 | 19/25 | \$1,700 | 4 | T SS |
|-------------------|----|-------|---------|---|------|

#### F150 2WD BASE PAYLOAD LT TIRE

|                   |    |       |         |   |        |
|-------------------|----|-------|---------|---|--------|
| A-S10, 2.7L, 6cyl | 21 | 19/25 | \$1,700 | 4 | T SS   |
| A-S10, 3.0L, 6cyl | 24 | 22/28 | \$1,950 | 4 | D T SS |
| A-S10, 3.5L, 6cyl | 19 | 17/22 | \$1,850 | 3 | T SS   |

#### F150 2WD FFV BASE PAYLOAD LT

|                   |    |       |         |   |     |
|-------------------|----|-------|---------|---|-----|
| A-S6, 3.3L, 6cyl  | 21 | 19/24 | \$1,700 | 4 | Gas |
|                   | 16 | 14/19 | \$2,200 | 4 | E85 |
| A-S10, 5.0L, 8cyl | 18 | 16/21 | \$2,000 | 3 | Gas |
|                   | 13 | 12/17 | \$2,700 | 3 | E85 |

#### F150 3.5L 2WD GVWR>7599 LBS

|                   |    |       |         |   |      |
|-------------------|----|-------|---------|---|------|
| A-S10, 3.5L, 6cyl | 19 | 17/21 | \$1,850 | 3 | T SS |
|-------------------|----|-------|---------|---|------|

#### F150 5.0L 2WD FFV GVWR>7599 LBS

|                   |    |       |         |   |     |
|-------------------|----|-------|---------|---|-----|
| A-S10, 5.0L, 8cyl | 17 | 15/20 | \$2,100 | 3 | Gas |
|                   | 13 | 12/17 | \$2,700 | 3 | E85 |

#### F150 Pickup 2WD

|                          |           |              |                |          |               |
|--------------------------|-----------|--------------|----------------|----------|---------------|
| A-S10, 2.7L, 6cyl        | 22        | 20/26        | \$1,600        | 4        | T SS          |
| <b>A-S10, 3.0L, 6cyl</b> | <b>25</b> | <b>22/30</b> | <b>\$1,850</b> | <b>4</b> | <b>D T SS</b> |
| A-S10, 3.5L, 6cyl        | 21        | 18/25        | \$1,700        | 4        | T SS          |

#### F150 Pickup 2WD FFV

|                   |    |       |         |   |     |
|-------------------|----|-------|---------|---|-----|
| A-S6, 3.3L, 6cyl  | 22 | 19/25 | \$1,600 | 4 | Gas |
|                   | 16 | 14/19 | \$2,200 | 4 | E85 |
| A-S10, 5.0L, 8cyl | 19 | 17/23 | \$1,850 | 3 | Gas |
|                   | 13 | 12/17 | \$2,700 | 3 | E85 |

#### F150 Pickup 2WD Limited

|                   |    |       |         |   |      |
|-------------------|----|-------|---------|---|------|
| A-S10, 3.5L, 6cyl | 19 | 17/22 | \$1,850 | 3 | T SS |
|-------------------|----|-------|---------|---|------|

| Manufacturer Model Configuration<br>(trans, eng size, cyl) | MPG  |          | Annual Fuel Cost | GHG Rating | Notes |
|------------------------------------------------------------|------|----------|------------------|------------|-------|
|                                                            | Comb | City/Hwy |                  |            |       |

## GMC

### Sierra C10 2WD

|                 |    |       |         |   |             |
|-----------------|----|-------|---------|---|-------------|
| A-8, 2.7L, 4cyl | 21 | 20/23 | \$1,700 | 4 | T SS        |
| A-8, 2.7L, 4cyl | 20 | 19/22 | \$1,800 | 4 | T 3-Mode SS |
| A-6, 4.3L, 6cyl | 17 | 16/21 | \$2,100 | 3 |             |
| A-6, 5.3L, 8cyl | 17 | 15/21 | \$2,100 | 3 |             |
| A-6, 5.3L, 8cyl | 17 | 15/20 | \$2,100 | 3 | Gas         |
|                 | 13 | 11/15 | \$2,700 | 3 | E85         |
| A-8, 5.3L, 8cyl | 19 | 17/24 | \$1,850 | 3 | XFE pkg SS  |
| A-8, 5.3L, 8cyl | 19 | 17/23 | \$1,850 | 3 | SS          |

### Sierra LTD C15 2WD

|                 |    |       |         |   |  |
|-----------------|----|-------|---------|---|--|
| A-6, 5.3L, 8cyl | 17 | 15/22 | \$2,100 | 3 |  |
|-----------------|----|-------|---------|---|--|

## NISSAN

### Titan 2WD

|                  |    |       |         |   |  |
|------------------|----|-------|---------|---|--|
| A-S7, 5.6L, 8cyl | 18 | 15/21 | \$2,000 | 3 |  |
|------------------|----|-------|---------|---|--|

## RAM

### 1500 2WD

|                 |    |       |         |   |            |
|-----------------|----|-------|---------|---|------------|
| A-8, 3.6L, 6cyl | 22 | 20/25 | \$1,600 | 4 | HEV SS     |
| A-8, 5.7L, 8cyl | 19 | 17/23 | \$2,200 | 3 | Mid HEV SS |
| A-8, 5.7L, 8cyl | 17 | 15/22 | \$2,450 | 3 | Mid        |

### 1500 Classic 2WD

|                 |    |       |         |   |     |
|-----------------|----|-------|---------|---|-----|
| A-8, 3.6L, 6cyl | 20 | 17/25 | \$1,800 | 4 | Gas |
|                 | 14 | 12/17 | \$2,500 | 4 | E85 |
| A-8, 5.7L, 8cyl | 17 | 15/22 | \$2,450 | 3 | Mid |

## ROUSH PERFORMANCE

### F150 Pickup 2WD

|                   |    |       |         |   |      |
|-------------------|----|-------|---------|---|------|
| A-S10, 5.0L, 8cyl | 12 | 11/15 | \$3,800 | 1 | PR S |
|-------------------|----|-------|---------|---|------|

## TOYOTA

### Tundra 2WD

|                  |    |       |         |   |  |
|------------------|----|-------|---------|---|--|
| A-S6, 4.6L, 8cyl | 16 | 15/19 | \$2,200 | 2 |  |
| A-S6, 5.7L, 8cyl | 15 | 13/18 | \$2,350 | 2 |  |

## STANDARD PICKUP TRUCKS 4WD

## CHEVROLET

### Silverado K10 4WD

|                  |    |       |         |   |             |
|------------------|----|-------|---------|---|-------------|
| A-8, 2.7L, 4cyl  | 20 | 19/22 | \$1,800 | 4 | T SS        |
| A-8, 2.7L, 4cyl  | 19 | 18/21 | \$1,850 | 3 | T 3-Mode SS |
| A-6, 4.3L, 6cyl  | 17 | 15/20 | \$2,100 | 3 |             |
| A-6, 5.3L, 8cyl  | 17 | 15/20 | \$2,100 | 3 |             |
| A-6, 5.3L, 8cyl  | 16 | 15/19 | \$2,200 | 2 | Gas         |
|                  | 12 | 11/14 | \$2,950 | 3 | E85         |
| A-8, 5.3L, 8cyl  | 18 | 16/22 | \$2,000 | 3 | SS          |
| A-10, 6.2L, 8cyl | 17 | 16/20 | \$2,650 | 3 | PR          |

### Silverado K10 4WD TrailBoss

|                 |    |       |         |   |    |
|-----------------|----|-------|---------|---|----|
| A-6, 4.3L, 6cyl | 16 | 14/18 | \$2,200 | 2 |    |
| A-6, 5.3L, 8cyl | 16 | 14/18 | \$2,200 | 2 |    |
| A-8, 5.3L, 8cyl | 17 | 15/20 | \$2,100 | 3 | SS |

### Silverado LD K15 4WD

|                 |    |       |         |   |  |
|-----------------|----|-------|---------|---|--|
| A-6, 5.3L, 8cyl | 17 | 15/21 | \$2,100 | 3 |  |
|-----------------|----|-------|---------|---|--|

| Manufacturer Model Configuration<br>(trans, eng size, cyl) | MPG  |          | Annual Fuel Cost | GHG Rating | Notes |
|------------------------------------------------------------|------|----------|------------------|------------|-------|
|                                                            | Comb | City/Hwy |                  |            |       |

## FORD

### F150 2.7L 4WD GVWR>6799 LBS

|                   |    |       |         |   |          |
|-------------------|----|-------|---------|---|----------|
| A-S10, 2.7L, 6cyl | 20 | 18/23 | \$1,800 | 4 | T PT4 SS |
|-------------------|----|-------|---------|---|----------|

### F150 3.5L 4WD GVWR>7599 LBS

|                   |    |       |         |   |          |
|-------------------|----|-------|---------|---|----------|
| A-S10, 3.5L, 6cyl | 18 | 16/21 | \$2,000 | 3 | T PT4 SS |
|-------------------|----|-------|---------|---|----------|

### F150 4WD BASE PAYLOAD LT TIRE

|                   |    |       |         |   |            |
|-------------------|----|-------|---------|---|------------|
| A-S10, 2.7L, 6cyl | 20 | 18/23 | \$1,800 | 4 | T PT4 SS   |
| A-S10, 3.0L, 6cyl | 22 | 20/25 | \$2,150 | 3 | D T PT4 SS |
| A-S10, 3.5L, 6cyl | 18 | 16/22 | \$2,000 | 3 | T PT4 SS   |

### F150 4WD FFV BASE PAYLOAD LT

|                   |    |       |         |   |     |
|-------------------|----|-------|---------|---|-----|
| A-S6, 3.3L, 6cyl  | 19 | 17/22 | \$1,850 | 3 | Gas |
|                   | 15 | 13/17 | \$2,350 | 4 | E85 |
| A-S10, 5.0L, 8cyl | 17 | 15/20 | \$2,100 | 3 | Gas |
|                   | 13 | 12/15 | \$2,700 | 3 | E85 |

### F150 5.0L 4WD FFV GVWR>7599 LBS

|                   |    |       |         |   |     |
|-------------------|----|-------|---------|---|-----|
| A-S10, 5.0L, 8cyl | 16 | 14/19 | \$2,200 | 2 | Gas |
|                   | 12 | 11/14 | \$2,950 | 3 | E85 |

### F150 Pickup 4WD

|                   |    |       |         |   |            |
|-------------------|----|-------|---------|---|------------|
| A-S10, 2.7L, 6cyl | 21 | 19/24 | \$1,700 | 4 | T PT4 SS   |
| A-S10, 3.0L, 6cyl | 22 | 20/25 | \$2,150 | 3 | D T PT4 SS |
| A-S10, 3.5L, 6cyl | 19 | 17/23 | \$1,850 | 3 | T PT4 SS   |

### F150 Pickup 4WD FFV

|                   |    |       |         |   |     |
|-------------------|----|-------|---------|---|-----|
| A-S6, 3.3L, 6cyl  | 20 | 18/23 | \$1,800 | 4 | Gas |
|                   | 15 | 13/17 | \$2,350 | 4 | E85 |
| A-S10, 5.0L, 8cyl | 18 | 16/22 | \$2,000 | 3 | Gas |
|                   | 13 | 12/15 | \$2,700 | 3 | E85 |

### F150 Pickup 4WD Limited

|                   |    |       |         |   |          |
|-------------------|----|-------|---------|---|----------|
| A-S10, 3.5L, 6cyl | 19 | 17/21 | \$1,850 | 3 | T PT4 SS |
|-------------------|----|-------|---------|---|----------|

### F150 Pickup 4WD XL/XLT

|                   |    |       |         |   |            |
|-------------------|----|-------|---------|---|------------|
| A-S10, 3.0L, 6cyl | 24 | 21/28 | \$1,950 | 4 | D T PT4 SS |
|-------------------|----|-------|---------|---|------------|

### F150 RAPTOR 4WD

|                   |    |       |         |   |          |
|-------------------|----|-------|---------|---|----------|
| A-S10, 3.5L, 6cyl | 16 | 15/18 | \$2,200 | 2 | T PT4 SS |
|-------------------|----|-------|---------|---|----------|

## GMC

### Sierra K10 4WD

|                  |    |       |         |   |             |
|------------------|----|-------|---------|---|-------------|
| A-8, 2.7L, 4cyl  | 20 | 19/22 | \$1,800 | 4 | T SS        |
| A-8, 2.7L, 4cyl  | 19 | 18/20 | \$1,850 | 3 | T 3-Mode SS |
| A-6, 4.3L, 6cyl  | 17 | 15/20 | \$2,100 | 3 |             |
| A-6, 5.3L, 8cyl  | 17 | 15/20 | \$2,100 | 3 |             |
| A-6, 5.3L, 8cyl  | 16 | 15/19 | \$2,200 | 2 | Gas         |
|                  | 12 | 11/14 | \$2,950 | 3 | E85         |
| A-8, 5.3L, 8cyl  | 17 | 15/21 | \$2,100 | 3 | SS          |
| A-10, 6.2L, 8cyl | 17 | 15/20 | \$2,650 | 3 | PR          |

### Sierra K10 4WD AT4

|                  |    |       |         |   |    |
|------------------|----|-------|---------|---|----|
| A-8, 5.3L, 8cyl  | 17 | 15/20 | \$2,100 | 3 | SS |
| A-10, 6.2L, 8cyl | 17 | 15/19 | \$2,650 | 3 | PR |

### Sierra LTD K15 4WD

|                 |    |       |         |   |  |
|-----------------|----|-------|---------|---|--|
| A-6, 5.3L, 8cyl | 17 | 15/21 | \$2,100 | 3 |  |
|-----------------|----|-------|---------|---|--|

## HONDA

### Ridgeline AWD

|                 |    |       |         |   |  |
|-----------------|----|-------|---------|---|--|
| A-6, 3.5L, 6cyl | 21 | 18/25 | \$1,700 | 4 |  |
|-----------------|----|-------|---------|---|--|



| Manufacturer Model Configuration<br>(trans, eng size, cyl) | MPG  |          | Annual Fuel Cost | GHG Rating | Notes |
|------------------------------------------------------------|------|----------|------------------|------------|-------|
|                                                            | Comb | City/Hwy |                  |            |       |

## NISSAN

### Titan 4WD

|                  |    |       |         |   |     |
|------------------|----|-------|---------|---|-----|
| A-S7, 5.6L, 8cyl | 18 | 15/21 | \$2,000 | 3 | PT4 |
|------------------|----|-------|---------|---|-----|

### Titan 4WD PRO4X

|                  |    |       |         |   |     |
|------------------|----|-------|---------|---|-----|
| A-S7, 5.6L, 8cyl | 17 | 15/20 | \$2,100 | 3 | PT4 |
|------------------|----|-------|---------|---|-----|

## RAM

### 1500 4WD

|                 |    |       |         |   |        |
|-----------------|----|-------|---------|---|--------|
| A-8, 3.6L, 6cyl | 21 | 19/24 | \$1,700 | 4 | HEV SS |
|-----------------|----|-------|---------|---|--------|

|                 |    |       |         |   |            |
|-----------------|----|-------|---------|---|------------|
| A-8, 5.7L, 8cyl | 19 | 17/22 | \$2,200 | 3 | Mid HEV SS |
|-----------------|----|-------|---------|---|------------|

|                 |    |       |         |   |     |
|-----------------|----|-------|---------|---|-----|
| A-8, 5.7L, 8cyl | 17 | 15/21 | \$2,450 | 3 | Mid |
|-----------------|----|-------|---------|---|-----|

### 1500 Classic 4WD

|                 |    |       |         |   |     |
|-----------------|----|-------|---------|---|-----|
| A-8, 3.6L, 6cyl | 19 | 16/23 | \$1,850 | 3 | Gas |
|-----------------|----|-------|---------|---|-----|

|  |    |       |         |   |     |
|--|----|-------|---------|---|-----|
|  | 13 | 11/16 | \$2,700 | 3 | E85 |
|--|----|-------|---------|---|-----|

|                 |    |       |         |   |     |
|-----------------|----|-------|---------|---|-----|
| A-8, 5.7L, 8cyl | 17 | 15/21 | \$2,450 | 3 | Mid |
|-----------------|----|-------|---------|---|-----|

## ROUSH PERFORMANCE

### F150 Pickup 4WD

|                   |    |       |         |   |      |
|-------------------|----|-------|---------|---|------|
| A-S10, 5.0L, 8cyl | 12 | 11/15 | \$3,800 | 1 | PR S |
|-------------------|----|-------|---------|---|------|

## TOYOTA

### Tundra 4WD

|                  |    |       |         |   |     |
|------------------|----|-------|---------|---|-----|
| A-S6, 4.6L, 8cyl | 16 | 14/18 | \$2,200 | 2 | PT4 |
|------------------|----|-------|---------|---|-----|

|                  |    |       |         |   |     |
|------------------|----|-------|---------|---|-----|
| A-S6, 5.7L, 8cyl | 14 | 13/17 | \$2,550 | 1 | PT4 |
|------------------|----|-------|---------|---|-----|

### Tundra 4WD FFV

|                  |    |       |         |   |     |
|------------------|----|-------|---------|---|-----|
| A-S6, 5.7L, 8cyl | 15 | 13/17 | \$2,350 | 2 | Gas |
|------------------|----|-------|---------|---|-----|

|  |    |      |         |   |     |
|--|----|------|---------|---|-----|
|  | 10 | 9/12 | \$3,500 | 1 | E85 |
|--|----|------|---------|---|-----|

## VANS, PASSENGER TYPE

## FORD

### Transit T150 Wagon

|                  |    |       |         |   |   |
|------------------|----|-------|---------|---|---|
| A-S6, 3.5L, 6cyl | 16 | 15/19 | \$2,200 | 2 | T |
|------------------|----|-------|---------|---|---|

|                  |    |       |         |   |  |
|------------------|----|-------|---------|---|--|
| A-S6, 3.7L, 6cyl | 15 | 14/18 | \$2,350 | 2 |  |
|------------------|----|-------|---------|---|--|

### Transit T150 Wagon FFV

|                  |    |       |         |   |     |
|------------------|----|-------|---------|---|-----|
| A-S6, 3.7L, 6cyl | 15 | 14/18 | \$2,350 | 2 | Gas |
|------------------|----|-------|---------|---|-----|

|  |    |       |         |   |     |
|--|----|-------|---------|---|-----|
|  | 11 | 10/13 | \$3,200 | 2 | E85 |
|--|----|-------|---------|---|-----|

## SPECIAL PURPOSE VEHICLES 2WD

## CADILLAC

### XTS Hearse

|                  |    |       |         |   |  |
|------------------|----|-------|---------|---|--|
| A-S6, 3.6L, 6cyl | 17 | 15/21 | \$2,100 | 3 |  |
|------------------|----|-------|---------|---|--|

### XTS Limo

|                  |    |       |         |   |     |
|------------------|----|-------|---------|---|-----|
| A-S6, 3.6L, 6cyl | 17 | 15/21 | \$2,100 | 3 | Tax |
|------------------|----|-------|---------|---|-----|

## CHEVROLET

### Colorado Cab Chassis 2WD

|                 |    |       |         |   |    |
|-----------------|----|-------|---------|---|----|
| A-8, 3.6L, 6cyl | 15 | 15/15 | \$2,350 | 2 | SS |
|-----------------|----|-------|---------|---|----|

### Silverado C10 Cab Chassis 2WD

|                 |    |       |         |   |  |
|-----------------|----|-------|---------|---|--|
| A-6, 4.3L, 6cyl | 17 | 15/19 | \$2,100 | 3 |  |
|-----------------|----|-------|---------|---|--|

|                 |    |       |         |   |  |
|-----------------|----|-------|---------|---|--|
| A-6, 5.3L, 8cyl | 16 | 14/19 | \$2,200 | 2 |  |
|-----------------|----|-------|---------|---|--|

| Manufacturer Model Configuration<br>(trans, eng size, cyl) | MPG  |          | Annual Fuel Cost | GHG Rating | Notes |
|------------------------------------------------------------|------|----------|------------------|------------|-------|
|                                                            | Comb | City/Hwy |                  |            |       |

## FORD

### Transit Connect USPS

|                  |    |       |         |   |  |
|------------------|----|-------|---------|---|--|
| A-S6, 2.5L, 4cyl | 22 | 20/27 | \$1,600 | 4 |  |
|------------------|----|-------|---------|---|--|

### Transit Connect Van 2WD

|                  |    |       |         |   |    |
|------------------|----|-------|---------|---|----|
| A-S8, 2.0L, 4cyl | 25 | 24/27 | \$1,400 | 5 | SS |
|------------------|----|-------|---------|---|----|

|                  |    |       |         |   |  |
|------------------|----|-------|---------|---|--|
| A-S6, 2.5L, 4cyl | 22 | 20/27 | \$1,600 | 4 |  |
|------------------|----|-------|---------|---|--|

### Transit Connect Van FFV

|                  |    |       |         |   |     |
|------------------|----|-------|---------|---|-----|
| A-S8, 2.0L, 4cyl | 25 | 24/27 | \$1,400 | 5 | Gas |
|------------------|----|-------|---------|---|-----|

|  |    |       |         |   |     |
|--|----|-------|---------|---|-----|
|  | 19 | 18/20 | \$1,850 | 5 | E85 |
|--|----|-------|---------|---|-----|

### Transit Connect Wagon LWB FFV

|                  |    |       |         |   |     |
|------------------|----|-------|---------|---|-----|
| A-S8, 2.0L, 4cyl | 26 | 24/29 | \$1,350 | 5 | Gas |
|------------------|----|-------|---------|---|-----|

|  |    |       |         |   |     |
|--|----|-------|---------|---|-----|
|  | 19 | 17/21 | \$1,850 | 6 | E85 |
|--|----|-------|---------|---|-----|

### Transit Connect Wagon LWB FWD

|                  |    |       |         |   |    |
|------------------|----|-------|---------|---|----|
| A-S8, 2.0L, 4cyl | 26 | 24/29 | \$1,350 | 5 | SS |
|------------------|----|-------|---------|---|----|

|                  |    |       |         |   |  |
|------------------|----|-------|---------|---|--|
| A-S6, 2.5L, 4cyl | 22 | 20/26 | \$1,600 | 4 |  |
|------------------|----|-------|---------|---|--|

## GMC

### Canyon Cab Chassis 2WD

|                 |    |       |         |   |    |
|-----------------|----|-------|---------|---|----|
| A-8, 3.6L, 6cyl | 15 | 15/15 | \$2,350 | 2 | SS |
|-----------------|----|-------|---------|---|----|

### Sierra C10 Cab Chassis 2WD

|                 |    |       |         |   |  |
|-----------------|----|-------|---------|---|--|
| A-6, 4.3L, 6cyl | 17 | 15/19 | \$2,100 | 3 |  |
|-----------------|----|-------|---------|---|--|

|                 |    |       |         |   |  |
|-----------------|----|-------|---------|---|--|
| A-6, 5.3L, 8cyl | 16 | 14/19 | \$2,200 | 2 |  |
|-----------------|----|-------|---------|---|--|

## MERCEDES-BENZ

### Metris (Cargo Van)

|                 |    |       |         |   |      |
|-----------------|----|-------|---------|---|------|
| A-7, 2.0L, 4cyl | 22 | 21/24 | \$2,050 | 4 | PR T |
|-----------------|----|-------|---------|---|------|

### Metris (Cargo Van, LWB)

|                 |    |       |         |   |      |
|-----------------|----|-------|---------|---|------|
| A-7, 2.0L, 4cyl | 22 | 21/24 | \$2,050 | 4 | PR T |
|-----------------|----|-------|---------|---|------|

### Metris (Passenger Van)

|                 |    |       |         |   |      |
|-----------------|----|-------|---------|---|------|
| A-7, 2.0L, 4cyl | 21 | 19/23 | \$2,150 | 4 | PR T |
|-----------------|----|-------|---------|---|------|

## NISSAN

### NV200 Cargo Van

|                |    |       |         |   |  |
|----------------|----|-------|---------|---|--|
| AV, 2.0L, 4cyl | 25 | 24/26 | \$1,400 | 5 |  |
|----------------|----|-------|---------|---|--|

### NV200 NYC Taxi

|                |    |       |         |   |  |
|----------------|----|-------|---------|---|--|
| AV, 2.0L, 4cyl | 24 | 23/26 | \$1,500 | 5 |  |
|----------------|----|-------|---------|---|--|

## RAM

### Promaster City

|                 |    |       |         |   |  |
|-----------------|----|-------|---------|---|--|
| A-9, 2.4L, 4cyl | 24 | 21/28 | \$1,500 | 5 |  |
|-----------------|----|-------|---------|---|--|

## SPECIAL PURPOSE VEHICLES 4WD

## CHEVROLET

### Silverado K10 Cab Chassis 4WD

|                 |    |       |         |   |  |
|-----------------|----|-------|---------|---|--|
| A-6, 4.3L, 6cyl | 15 | 14/17 | \$2,350 | 2 |  |
|-----------------|----|-------|---------|---|--|

|                 |    |       |         |   |  |
|-----------------|----|-------|---------|---|--|
| A-6, 5.3L, 8cyl | 15 | 14/17 | \$2,350 | 2 |  |
|-----------------|----|-------|---------|---|--|

## GMC

### Sierra K10 Cab Chassis 4WD

|                 |    |       |         |   |  |
|-----------------|----|-------|---------|---|--|
| A-6, 4.3L, 6cyl | 15 | 14/17 | \$2,350 | 2 |  |
|-----------------|----|-------|---------|---|--|

|                 |    |       |         |   |  |
|-----------------|----|-------|---------|---|--|
| A-6, 5.3L, 8cyl | 15 | 14/17 | \$2,350 | 2 |  |
|-----------------|----|-------|---------|---|--|

| Manufacturer Model Configuration<br>(trans, eng size, cyl) | MPG  |          | Annual Fuel Cost | GHG Rating | Notes |
|------------------------------------------------------------|------|----------|------------------|------------|-------|
|                                                            | Comb | City/Hwy |                  |            |       |

## LINCOLN

### MKT Hearse AWD

|                 |    |       |         |   |   |
|-----------------|----|-------|---------|---|---|
| A-6, 3.5L, 6cyl | 16 | 14/19 | \$2,200 | 2 | T |
|-----------------|----|-------|---------|---|---|

### MKT Limo AWD

|                 |    |       |         |   |   |
|-----------------|----|-------|---------|---|---|
| A-6, 3.5L, 6cyl | 15 | 14/19 | \$2,350 | 2 | T |
|-----------------|----|-------|---------|---|---|

### MKT Livery AWD

|                 |    |       |         |   |  |
|-----------------|----|-------|---------|---|--|
| A-6, 3.7L, 6cyl | 18 | 16/23 | \$2,000 | 3 |  |
|-----------------|----|-------|---------|---|--|

## MINIVANS 2WD

## CHRYSLER

### Pacifica

|                 |    |       |         |   |    |
|-----------------|----|-------|---------|---|----|
| A-9, 3.6L, 6cyl | 22 | 19/28 | \$1,600 | 4 | SS |
|-----------------|----|-------|---------|---|----|

|                 |    |       |         |   |  |
|-----------------|----|-------|---------|---|--|
| A-9, 3.6L, 6cyl | 22 | 18/28 | \$1,600 | 4 |  |
|-----------------|----|-------|---------|---|--|

### Pacifica Hybrid

|                |              |  |  |  |         |
|----------------|--------------|--|--|--|---------|
| AV, 3.6L, 6cyl | See page 36. |  |  |  | PHEV SS |
|----------------|--------------|--|--|--|---------|

## DODGE

### Grand Caravan

|                 |    |       |         |   |  |
|-----------------|----|-------|---------|---|--|
| A-6, 3.6L, 6cyl | 20 | 17/25 | \$1,800 | 4 |  |
|-----------------|----|-------|---------|---|--|

|                 |    |       |         |   |     |
|-----------------|----|-------|---------|---|-----|
| A-6, 3.6L, 6cyl | 20 | 17/25 | \$1,800 | 4 | Gas |
|                 | 14 | 12/18 | \$2,500 | 4 | E85 |

## HONDA

### Odyssey

|                   |    |       |         |   |    |
|-------------------|----|-------|---------|---|----|
| A-S10, 3.5L, 6cyl | 22 | 19/28 | \$1,600 | 4 | SS |
|-------------------|----|-------|---------|---|----|

|                  |    |       |         |   |  |
|------------------|----|-------|---------|---|--|
| A-S9, 3.5L, 6cyl | 22 | 19/28 | \$1,600 | 4 |  |
|------------------|----|-------|---------|---|--|

## KIA

### Sedona

|                  |    |       |         |   |  |
|------------------|----|-------|---------|---|--|
| A-S8, 3.3L, 6cyl | 21 | 18/24 | \$1,700 | 4 |  |
|------------------|----|-------|---------|---|--|

## TOYOTA

### Sienna 2WD

|                  |    |       |         |   |  |
|------------------|----|-------|---------|---|--|
| A-S8, 3.5L, 6cyl | 22 | 19/27 | \$1,600 | 4 |  |
|------------------|----|-------|---------|---|--|

## MINIVANS 4WD

## TOYOTA

### Sienna AWD

|                  |    |       |         |   |  |
|------------------|----|-------|---------|---|--|
| A-S8, 3.5L, 6cyl | 20 | 18/24 | \$1,800 | 4 |  |
|------------------|----|-------|---------|---|--|

## SMALL SPORT UTILITY VEHICLES 2WD

## ACURA

### MDX FWD

|                  |    |       |         |   |   |
|------------------|----|-------|---------|---|---|
| A-S9, 3.5L, 6cyl | 23 | 20/27 | \$2,000 | 5 | P |
|------------------|----|-------|---------|---|---|

### RDX FWD

|                   |    |       |         |   |        |
|-------------------|----|-------|---------|---|--------|
| A-S10, 2.0L, 4cyl | 24 | 22/28 | \$1,900 | 5 | P T SS |
|-------------------|----|-------|---------|---|--------|

### RDX FWD A-SPEC

|                   |    |       |         |   |        |
|-------------------|----|-------|---------|---|--------|
| A-S10, 2.0L, 4cyl | 24 | 22/27 | \$1,900 | 5 | P T SS |
|-------------------|----|-------|---------|---|--------|

## ALFA ROMEO

### Stelvio

|                 |    |       |         |   |        |
|-----------------|----|-------|---------|---|--------|
| A-8, 2.0L, 4cyl | 25 | 22/29 | \$1,800 | 5 | P T SS |
|-----------------|----|-------|---------|---|--------|

| Manufacturer Model Configuration<br>(trans, eng size, cyl) | MPG  |          | Annual Fuel Cost | GHG Rating | Notes |
|------------------------------------------------------------|------|----------|------------------|------------|-------|
|                                                            | Comb | City/Hwy |                  |            |       |

## BUICK

### Encore

|                  |    |       |         |   |      |
|------------------|----|-------|---------|---|------|
| A-S6, 1.4L, 4cyl | 28 | 26/31 | \$1,250 | 6 | T SS |
|------------------|----|-------|---------|---|------|

|                  |    |       |         |   |   |
|------------------|----|-------|---------|---|---|
| A-S6, 1.4L, 4cyl | 27 | 25/30 | \$1,300 | 6 | T |
|------------------|----|-------|---------|---|---|

### Envision FWD

|                 |    |       |         |   |    |
|-----------------|----|-------|---------|---|----|
| A-6, 2.5L, 4cyl | 25 | 22/29 | \$1,400 | 5 | SS |
|-----------------|----|-------|---------|---|----|

## CADILLAC

### XT4 FWD

|                  |    |       |         |   |         |
|------------------|----|-------|---------|---|---------|
| A-S9, 2.0L, 4cyl | 26 | 24/30 | \$1,750 | 5 | PR T SS |
|------------------|----|-------|---------|---|---------|

### XT5

|                  |    |       |         |   |    |
|------------------|----|-------|---------|---|----|
| A-S8, 3.6L, 6cyl | 22 | 19/26 | \$1,600 | 4 | SS |
|------------------|----|-------|---------|---|----|

## CHEVROLET

### Equinox FWD

|                 |    |       |         |   |      |
|-----------------|----|-------|---------|---|------|
| A-6, 1.5L, 4cyl | 28 | 26/32 | \$1,250 | 6 | T SS |
|-----------------|----|-------|---------|---|------|

|                 |    |       |         |   |        |
|-----------------|----|-------|---------|---|--------|
| A-6, 1.6L, 4cyl | 32 | 28/39 | \$1,450 | 6 | D T SS |
|-----------------|----|-------|---------|---|--------|

|                 |    |       |         |   |         |
|-----------------|----|-------|---------|---|---------|
| A-9, 2.0L, 4cyl | 25 | 22/29 | \$1,800 | 5 | PR T SS |
|-----------------|----|-------|---------|---|---------|

### Trax

|                  |    |       |         |   |   |
|------------------|----|-------|---------|---|---|
| A-S6, 1.4L, 4cyl | 28 | 26/31 | \$1,250 | 6 | T |
|------------------|----|-------|---------|---|---|

## FORD

### EcoSport FWD

|                  |    |       |         |   |      |
|------------------|----|-------|---------|---|------|
| A-S6, 1.0L, 3cyl | 28 | 27/29 | \$1,250 | 6 | T SS |
|------------------|----|-------|---------|---|------|

### Edge FWD

|                  |    |       |         |   |      |
|------------------|----|-------|---------|---|------|
| A-S8, 2.0L, 4cyl | 25 | 22/29 | \$1,400 | 5 | T SS |
|------------------|----|-------|---------|---|------|

### Escape FWD

|                  |    |       |         |   |      |
|------------------|----|-------|---------|---|------|
| A-S6, 1.5L, 4cyl | 26 | 23/30 | \$1,350 | 5 | T SS |
|------------------|----|-------|---------|---|------|

|                  |    |       |         |   |      |
|------------------|----|-------|---------|---|------|
| A-S6, 2.0L, 4cyl | 25 | 22/29 | \$1,400 | 5 | T SS |
|------------------|----|-------|---------|---|------|

|                  |    |       |         |   |  |
|------------------|----|-------|---------|---|--|
| A-S6, 2.5L, 4cyl | 24 | 21/29 | \$1,500 | 5 |  |
|------------------|----|-------|---------|---|--|

### Escape FWD FFV

|                  |    |       |         |   |     |
|------------------|----|-------|---------|---|-----|
| A-S6, 2.5L, 4cyl | 24 | 21/29 | \$1,500 | 5 | Gas |
|                  | 18 | 15/22 | \$1,950 | 5 | E85 |

## GMC

### Terrain FWD

|                 |    |       |         |   |      |
|-----------------|----|-------|---------|---|------|
| A-9, 1.5L, 4cyl | 28 | 26/30 | \$1,250 | 6 | T SS |
|-----------------|----|-------|---------|---|------|

|                 |    |       |         |   |        |
|-----------------|----|-------|---------|---|--------|
| A-6, 1.6L, 4cyl | 32 | 28/39 | \$1,450 | 6 | D T SS |
|-----------------|----|-------|---------|---|--------|

|                 |    |       |         |   |         |
|-----------------|----|-------|---------|---|---------|
| A-9, 2.0L, 4cyl | 24 | 22/28 | \$1,900 | 5 | PR T SS |
|-----------------|----|-------|---------|---|---------|

## HONDA

### CR-V FWD

|                |    |       |         |   |   |
|----------------|----|-------|---------|---|---|
| AV, 1.5L, 4cyl | 30 | 28/34 | \$1,200 | 7 | T |
|----------------|----|-------|---------|---|---|

|                |    |       |         |   |  |
|----------------|----|-------|---------|---|--|
| AV, 2.4L, 4cyl | 28 | 26/32 | \$1,250 | 6 |  |
|----------------|----|-------|---------|---|--|

### Pilot FWD

|                 |    |       |         |   |  |
|-----------------|----|-------|---------|---|--|
| A-6, 3.5L, 6cyl | 22 | 19/27 | \$1,600 | 4 |  |
|-----------------|----|-------|---------|---|--|

|                  |    |       |         |   |  |
|------------------|----|-------|---------|---|--|
| A-S9, 3.5L, 6cyl | 23 | 20/27 | \$1,550 | 5 |  |
|------------------|----|-------|---------|---|--|

## HYUNDAI

### Kona Electric

|     |     |         |       |    |    |
|-----|-----|---------|-------|----|----|
| A-1 | 120 | 132/108 | \$550 | 10 | EV |
|-----|-----|---------|-------|----|----|

### Kona FWD

|                  |    |       |         |   |   |
|------------------|----|-------|---------|---|---|
| AM-7, 1.6L, 4cyl | 30 | 28/32 | \$1,200 | 7 | T |
|------------------|----|-------|---------|---|---|

|                  |    |       |         |   |  |
|------------------|----|-------|---------|---|--|
| A-S6, 2.0L, 4cyl | 30 | 27/33 | \$1,200 | 7 |  |
|------------------|----|-------|---------|---|--|

| Manufacturer Model Configuration<br>(trans, eng size, cyl) | MPG  |          | Annual Fuel Cost | GHG Rating | Notes |
|------------------------------------------------------------|------|----------|------------------|------------|-------|
|                                                            | Comb | City/Hwy |                  |            |       |

### Santa Fe FWD

|                  |    |       |         |   |   |
|------------------|----|-------|---------|---|---|
| A-S8, 2.0L, 4cyl | 22 | 20/25 | \$1,600 | 4 | T |
| A-S8, 2.4L, 4cyl | 25 | 22/29 | \$1,400 | 5 |   |

### Santa Fe XL FWD

|                  |    |       |         |   |  |
|------------------|----|-------|---------|---|--|
| A-S6, 3.3L, 6cyl | 21 | 18/25 | \$1,700 | 4 |  |
|------------------|----|-------|---------|---|--|

### Santa Fe XL Ultimate FWD

|                  |    |       |         |   |  |
|------------------|----|-------|---------|---|--|
| A-S6, 3.3L, 6cyl | 20 | 18/23 | \$1,800 | 4 |  |
|------------------|----|-------|---------|---|--|

### Tucson FWD

|                  |    |       |         |   |  |
|------------------|----|-------|---------|---|--|
| A-S6, 2.0L, 4cyl | 26 | 23/30 | \$1,350 | 5 |  |
| A-S6, 2.4L, 4cyl | 25 | 22/28 | \$1,400 | 5 |  |

## INFINITI

### QX50

|                   |    |       |         |   |      |
|-------------------|----|-------|---------|---|------|
| AV-S8, 2.0L, 4cyl | 27 | 24/31 | \$1,700 | 6 | PR T |
|-------------------|----|-------|---------|---|------|

### QX60 FWD

|                   |    |       |         |   |   |
|-------------------|----|-------|---------|---|---|
| AV-S7, 3.5L, 6cyl | 22 | 20/27 | \$2,050 | 4 | P |
|-------------------|----|-------|---------|---|---|

## JEEP

### Cherokee FWD

|                 |    |       |         |   |        |
|-----------------|----|-------|---------|---|--------|
| A-9, 2.0L, 4cyl | 26 | 23/31 | \$1,750 | 5 | P T SS |
| A-9, 2.4L, 4cyl | 25 | 22/31 | \$1,400 | 5 | SS     |
| A-9, 3.2L, 6cyl | 23 | 20/29 | \$1,800 | 5 | Mid SS |

### Compass FWD

|                 |    |       |         |   |    |
|-----------------|----|-------|---------|---|----|
| A-6, 2.4L, 4cyl | 25 | 22/31 | \$1,400 | 5 | SS |
| M-6, 2.4L, 4cyl | 26 | 23/32 | \$1,350 | 5 |    |

## KIA

### Sorento FWD

|                  |    |       |         |   |  |
|------------------|----|-------|---------|---|--|
| A-S6, 2.4L, 4cyl | 25 | 22/29 | \$1,400 | 5 |  |
| A-S8, 3.3L, 6cyl | 22 | 19/26 | \$1,600 | 4 |  |

### Sportage FE FWD

|                  |    |       |         |   |  |
|------------------|----|-------|---------|---|--|
| A-S6, 2.4L, 4cyl | 25 | 23/30 | \$1,400 | 5 |  |
|------------------|----|-------|---------|---|--|

### Sportage FWD

|                  |    |       |         |   |   |
|------------------|----|-------|---------|---|---|
| A-S6, 2.0L, 4cyl | 23 | 21/26 | \$1,550 | 5 | T |
| A-S6, 2.4L, 4cyl | 25 | 22/29 | \$1,400 | 5 |   |

## LEXUS

### NX 300

|                  |    |       |         |   |      |
|------------------|----|-------|---------|---|------|
| A-S6, 2.0L, 4cyl | 25 | 22/28 | \$1,800 | 5 | PR T |
|------------------|----|-------|---------|---|------|

### RX 350

|                  |    |       |         |   |  |
|------------------|----|-------|---------|---|--|
| A-S8, 3.5L, 6cyl | 23 | 20/27 | \$1,550 | 5 |  |
|------------------|----|-------|---------|---|--|

### RX 350 L

|                  |    |       |         |   |  |
|------------------|----|-------|---------|---|--|
| A-S8, 3.5L, 6cyl | 22 | 19/26 | \$1,600 | 4 |  |
|------------------|----|-------|---------|---|--|

## LINCOLN

### MKC FWD

|                  |    |       |         |   |      |
|------------------|----|-------|---------|---|------|
| A-S6, 2.0L, 4cyl | 23 | 20/27 | \$1,550 | 5 | T SS |
|------------------|----|-------|---------|---|------|

### Nautilus FWD

|                  |    |       |         |   |      |
|------------------|----|-------|---------|---|------|
| A-S8, 2.0L, 4cyl | 23 | 21/26 | \$1,550 | 5 | T SS |
| A-S8, 2.7L, 6cyl | 22 | 20/27 | \$1,600 | 4 | T SS |

| Manufacturer Model Configuration<br>(trans, eng size, cyl) | MPG  |          | Annual Fuel Cost | GHG Rating | Notes |
|------------------------------------------------------------|------|----------|------------------|------------|-------|
|                                                            | Comb | City/Hwy |                  |            |       |

## MAZDA

### CX-5 2WD

|                  |    |       |         |   |   |
|------------------|----|-------|---------|---|---|
| A-S6, 2.5L, 4cyl | 28 | 25/31 | \$1,250 | 6 |   |
| A-S6, 2.5L, 4cyl | 25 | 23/28 | \$1,400 | 5 | T |

### CX-9 2WD

|                  |    |       |         |   |   |
|------------------|----|-------|---------|---|---|
| A-S6, 2.5L, 4cyl | 24 | 22/28 | \$1,500 | 5 | T |
|------------------|----|-------|---------|---|---|

## MERCEDES-BENZ

### GLA250

|                  |    |       |         |   |         |
|------------------|----|-------|---------|---|---------|
| AM-7, 2.0L, 4cyl | 27 | 24/33 | \$1,700 | 6 | PR T SS |
|------------------|----|-------|---------|---|---------|

### GLC300

|                 |    |       |         |   |         |
|-----------------|----|-------|---------|---|---------|
| A-9, 2.0L, 4cyl | 24 | 22/27 | \$1,900 | 5 | PR T SS |
|-----------------|----|-------|---------|---|---------|

## MITSUBISHI

### Eclipse Cross 2WD

|                   |    |       |         |   |   |
|-------------------|----|-------|---------|---|---|
| AV-S8, 1.5L, 4cyl | 26 | 25/28 | \$1,350 | 5 | T |
|-------------------|----|-------|---------|---|---|

### Eclipse Cross ES 2WD

|                   |    |       |         |   |   |
|-------------------|----|-------|---------|---|---|
| AV-S8, 1.5L, 4cyl | 27 | 26/29 | \$1,300 | 6 | T |
|-------------------|----|-------|---------|---|---|

### Outlander 2WD

|                   |    |       |         |   |  |
|-------------------|----|-------|---------|---|--|
| AV-S6, 2.4L, 4cyl | 27 | 25/30 | \$1,300 | 6 |  |
|-------------------|----|-------|---------|---|--|

### Outlander Sport 2WD

|                   |    |       |         |   |  |
|-------------------|----|-------|---------|---|--|
| AV-S6, 2.0L, 4cyl | 27 | 24/30 | \$1,300 | 6 |  |
| M-5, 2.0L, 4cyl   | 25 | 23/29 | \$1,400 | 5 |  |
| AV-S6, 2.4L, 4cyl | 25 | 23/29 | \$1,400 | 5 |  |

## NISSAN

### Pathfinder 2WD

|                |    |       |         |   |  |
|----------------|----|-------|---------|---|--|
| AV, 3.5L, 6cyl | 23 | 20/27 | \$1,550 | 5 |  |
|----------------|----|-------|---------|---|--|

### Rogue FWD

|                |    |       |         |   |  |
|----------------|----|-------|---------|---|--|
| AV, 2.5L, 4cyl | 29 | 26/33 | \$1,250 | 6 |  |
|----------------|----|-------|---------|---|--|

### Rogue Hybrid FWD

|                    |    |       |         |   |        |
|--------------------|----|-------|---------|---|--------|
| ▶AV-S7, 2.0L, 4cyl | 34 | 33/35 | \$1,050 | 8 | HEV SS |
|--------------------|----|-------|---------|---|--------|

## TOYOTA

### Highlander

|                  |    |       |         |   |  |
|------------------|----|-------|---------|---|--|
| A-S6, 2.7L, 4cyl | 22 | 20/24 | \$1,600 | 4 |  |
| A-S8, 3.5L, 6cyl | 23 | 20/27 | \$1,550 | 5 |  |

### Highlander LE/XLE/SE/LTD

|                  |    |       |         |   |    |
|------------------|----|-------|---------|---|----|
| A-S8, 3.5L, 6cyl | 23 | 21/27 | \$1,550 | 5 | SS |
|------------------|----|-------|---------|---|----|

### RAV4

|                  |    |       |         |   |  |
|------------------|----|-------|---------|---|--|
| A-S8, 2.5L, 4cyl | 30 | 26/35 | \$1,200 | 7 |  |
|------------------|----|-------|---------|---|--|

## VOLKSWAGEN

### Atlas

|                  |    |       |         |   |      |
|------------------|----|-------|---------|---|------|
| A-S8, 2.0L, 4cyl | 24 | 22/26 | \$1,500 | 5 | T SS |
| A-S8, 3.6L, 6cyl | 19 | 17/24 | \$1,850 | 3 | SS   |

### Tiguan

|                  |    |       |         |   |      |
|------------------|----|-------|---------|---|------|
| A-S8, 2.0L, 4cyl | 25 | 22/29 | \$1,400 | 5 | T SS |
|------------------|----|-------|---------|---|------|

## VOLVO

### XC40 FWD

|                  |    |       |         |   |      |
|------------------|----|-------|---------|---|------|
| A-S8, 2.0L, 4cyl | 27 | 23/33 | \$1,300 | 6 | T SS |
|------------------|----|-------|---------|---|------|

| Manufacturer Model Configuration<br>(trans, eng size, cyl) | MPG  |          | Annual Fuel Cost | GHG Rating | Notes |
|------------------------------------------------------------|------|----------|------------------|------------|-------|
|                                                            | Comb | City/Hwy |                  |            |       |

### XC60 FWD

|                  |    |       |         |   |         |
|------------------|----|-------|---------|---|---------|
| A-S8, 2.0L, 4cyl | 24 | 22/29 | \$1,900 | 5 | PR T SS |
|------------------|----|-------|---------|---|---------|

## SMALL SPORT UTILITY VEHICLES 4WD

### ACURA

#### MDX AWD

|                  |    |       |         |   |   |
|------------------|----|-------|---------|---|---|
| A-S9, 3.5L, 6cyl | 22 | 19/26 | \$2,050 | 4 | P |
|------------------|----|-------|---------|---|---|

#### MDX AWD A-SPEC

|                  |    |       |         |   |   |
|------------------|----|-------|---------|---|---|
| A-S9, 3.5L, 6cyl | 21 | 19/25 | \$2,150 | 4 | P |
|------------------|----|-------|---------|---|---|

#### MDX Hybrid AWD

|                   |    |       |         |   |          |
|-------------------|----|-------|---------|---|----------|
| AM-S7, 3.0L, 6cyl | 27 | 26/27 | \$1,700 | 6 | P HEV SS |
|-------------------|----|-------|---------|---|----------|

#### RDX AWD

|                   |    |       |         |   |        |
|-------------------|----|-------|---------|---|--------|
| A-S10, 2.0L, 4cyl | 23 | 21/27 | \$2,000 | 5 | P T SS |
|-------------------|----|-------|---------|---|--------|

#### RDX AWD A-SPEC

|                   |    |       |         |   |        |
|-------------------|----|-------|---------|---|--------|
| A-S10, 2.0L, 4cyl | 23 | 21/26 | \$2,000 | 5 | P T SS |
|-------------------|----|-------|---------|---|--------|

### ALFA ROMEO

#### Stelvio AWD

|                 |    |       |         |   |        |
|-----------------|----|-------|---------|---|--------|
| A-8, 2.0L, 4cyl | 24 | 22/28 | \$1,900 | 5 | P T SS |
|-----------------|----|-------|---------|---|--------|

|                 |    |       |         |   |        |
|-----------------|----|-------|---------|---|--------|
| A-8, 2.9L, 6cyl | 19 | 17/23 | \$2,400 | 3 | P T SS |
|-----------------|----|-------|---------|---|--------|

### AUDI

#### Q5

|                  |    |       |         |   |        |
|------------------|----|-------|---------|---|--------|
| A-S7, 2.0L, 4cyl | 24 | 22/27 | \$1,900 | 5 | P T SS |
|------------------|----|-------|---------|---|--------|

#### SQ5

|                  |    |       |         |   |        |
|------------------|----|-------|---------|---|--------|
| A-S8, 3.0L, 6cyl | 21 | 19/24 | \$2,150 | 4 | P T SS |
|------------------|----|-------|---------|---|--------|

### BMW

#### X3 M40i

|                  |    |       |         |   |        |
|------------------|----|-------|---------|---|--------|
| A-S8, 3.0L, 6cyl | 23 | 20/27 | \$2,000 | 5 | P T SS |
|------------------|----|-------|---------|---|--------|

#### X3 sDrive30i

|                  |    |       |         |   |        |
|------------------|----|-------|---------|---|--------|
| A-S8, 2.0L, 4cyl | 26 | 23/30 | \$1,750 | 5 | P T SS |
|------------------|----|-------|---------|---|--------|

#### X3 xDrive30i

|                  |    |       |         |   |        |
|------------------|----|-------|---------|---|--------|
| A-S8, 2.0L, 4cyl | 25 | 22/29 | \$1,800 | 5 | P T SS |
|------------------|----|-------|---------|---|--------|

#### X4 M40i

|                  |    |       |         |   |        |
|------------------|----|-------|---------|---|--------|
| A-S8, 3.0L, 6cyl | 23 | 20/27 | \$2,000 | 5 | P T SS |
|------------------|----|-------|---------|---|--------|

#### X4 xDrive30i

|                  |    |       |         |   |        |
|------------------|----|-------|---------|---|--------|
| A-S8, 2.0L, 4cyl | 25 | 22/29 | \$1,800 | 5 | P T SS |
|------------------|----|-------|---------|---|--------|

### BUICK

#### Encore AWD

|                  |    |       |         |   |      |
|------------------|----|-------|---------|---|------|
| A-S6, 1.4L, 4cyl | 27 | 25/30 | \$1,300 | 6 | T SS |
|------------------|----|-------|---------|---|------|

|                  |    |       |         |   |   |
|------------------|----|-------|---------|---|---|
| A-S6, 1.4L, 4cyl | 26 | 24/29 | \$1,350 | 5 | T |
|------------------|----|-------|---------|---|---|

#### Envision AWD

|                 |    |       |         |   |         |
|-----------------|----|-------|---------|---|---------|
| A-9, 2.0L, 4cyl | 22 | 20/25 | \$2,050 | 4 | PR T SS |
|-----------------|----|-------|---------|---|---------|

|                 |    |       |         |   |  |
|-----------------|----|-------|---------|---|--|
| A-6, 2.5L, 4cyl | 24 | 21/27 | \$1,500 | 5 |  |
|-----------------|----|-------|---------|---|--|

### CADILLAC

#### XT4 AWD

|                  |    |       |         |   |         |
|------------------|----|-------|---------|---|---------|
| A-S9, 2.0L, 4cyl | 24 | 22/29 | \$1,900 | 5 | PR T SS |
|------------------|----|-------|---------|---|---------|

#### XT5 AWD

|                  |    |       |         |   |    |
|------------------|----|-------|---------|---|----|
| A-S8, 3.6L, 6cyl | 21 | 18/25 | \$1,700 | 4 | SS |
|------------------|----|-------|---------|---|----|

| Manufacturer Model Configuration<br>(trans, eng size, cyl) | MPG  |          | Annual Fuel Cost | GHG Rating | Notes |
|------------------------------------------------------------|------|----------|------------------|------------|-------|
|                                                            | Comb | City/Hwy |                  |            |       |

### CHEVROLET

#### Equinox AWD

|                 |    |       |         |   |      |
|-----------------|----|-------|---------|---|------|
| A-6, 1.5L, 4cyl | 27 | 25/30 | \$1,300 | 6 | T SS |
|-----------------|----|-------|---------|---|------|

|                 |    |       |         |   |        |
|-----------------|----|-------|---------|---|--------|
| A-6, 1.6L, 4cyl | 32 | 28/38 | \$1,450 | 6 | D T SS |
|-----------------|----|-------|---------|---|--------|

|                 |    |       |         |   |         |
|-----------------|----|-------|---------|---|---------|
| A-9, 2.0L, 4cyl | 24 | 22/28 | \$1,900 | 5 | PR T SS |
|-----------------|----|-------|---------|---|---------|

#### Trax AWD

|                  |    |       |         |   |   |
|------------------|----|-------|---------|---|---|
| A-S6, 1.4L, 4cyl | 26 | 24/29 | \$1,350 | 5 | T |
|------------------|----|-------|---------|---|---|

### FORD

#### EcoSport AWD

|                  |    |       |         |   |    |
|------------------|----|-------|---------|---|----|
| A-S6, 2.0L, 4cyl | 25 | 23/29 | \$1,400 | 5 | SS |
|------------------|----|-------|---------|---|----|

#### Edge AWD

|                  |    |       |         |   |      |
|------------------|----|-------|---------|---|------|
| A-S8, 2.0L, 4cyl | 23 | 21/28 | \$1,550 | 5 | T SS |
|------------------|----|-------|---------|---|------|

|                  |    |       |         |   |      |
|------------------|----|-------|---------|---|------|
| A-S8, 2.7L, 6cyl | 21 | 19/26 | \$1,700 | 4 | T SS |
|------------------|----|-------|---------|---|------|

#### Escape AWD

|                  |    |       |         |   |      |
|------------------|----|-------|---------|---|------|
| A-S6, 1.5L, 4cyl | 24 | 22/28 | \$1,500 | 5 | T SS |
|------------------|----|-------|---------|---|------|

|                  |    |       |         |   |      |
|------------------|----|-------|---------|---|------|
| A-S6, 2.0L, 4cyl | 23 | 21/27 | \$1,550 | 5 | T SS |
|------------------|----|-------|---------|---|------|

### GMC

#### Terrain AWD

|                 |    |       |         |   |      |
|-----------------|----|-------|---------|---|------|
| A-9, 1.5L, 4cyl | 26 | 24/28 | \$1,350 | 5 | T SS |
|-----------------|----|-------|---------|---|------|

|                 |    |       |         |   |        |
|-----------------|----|-------|---------|---|--------|
| A-6, 1.6L, 4cyl | 32 | 28/38 | \$1,450 | 6 | D T SS |
|-----------------|----|-------|---------|---|--------|

|                 |    |       |         |   |         |
|-----------------|----|-------|---------|---|---------|
| A-9, 2.0L, 4cyl | 23 | 21/26 | \$2,000 | 5 | PR T SS |
|-----------------|----|-------|---------|---|---------|

### HONDA

#### CR-V AWD

|                |    |       |         |   |   |
|----------------|----|-------|---------|---|---|
| AV, 1.5L, 4cyl | 29 | 27/33 | \$1,250 | 6 | T |
|----------------|----|-------|---------|---|---|

|                |    |       |         |   |  |
|----------------|----|-------|---------|---|--|
| AV, 2.4L, 4cyl | 27 | 25/31 | \$1,300 | 6 |  |
|----------------|----|-------|---------|---|--|

#### Pilot AWD

|                 |    |       |         |   |  |
|-----------------|----|-------|---------|---|--|
| A-6, 3.5L, 6cyl | 21 | 18/26 | \$1,700 | 4 |  |
|-----------------|----|-------|---------|---|--|

|                  |    |       |         |   |  |
|------------------|----|-------|---------|---|--|
| A-S9, 3.5L, 6cyl | 22 | 19/26 | \$1,600 | 4 |  |
|------------------|----|-------|---------|---|--|

### HYUNDAI

#### Kona AWD

|                  |    |       |         |   |   |
|------------------|----|-------|---------|---|---|
| AM-7, 1.6L, 4cyl | 27 | 26/29 | \$1,300 | 6 | T |
|------------------|----|-------|---------|---|---|

|                  |    |       |         |   |  |
|------------------|----|-------|---------|---|--|
| A-S6, 2.0L, 4cyl | 27 | 25/30 | \$1,300 | 6 |  |
|------------------|----|-------|---------|---|--|

#### Santa Fe AWD

|                  |    |       |         |   |   |
|------------------|----|-------|---------|---|---|
| A-S8, 2.0L, 4cyl | 21 | 19/24 | \$1,700 | 4 | T |
|------------------|----|-------|---------|---|---|

|                  |    |       |         |   |  |
|------------------|----|-------|---------|---|--|
| A-S8, 2.4L, 4cyl | 23 | 21/27 | \$1,550 | 5 |  |
|------------------|----|-------|---------|---|--|

#### Santa Fe XL AWD

|                  |    |       |         |   |  |
|------------------|----|-------|---------|---|--|
| A-S6, 3.3L, 6cyl | 20 | 18/24 | \$1,800 | 4 |  |
|------------------|----|-------|---------|---|--|

#### Santa Fe XL Ultimate AWD

|                  |    |       |         |   |  |
|------------------|----|-------|---------|---|--|
| A-S6, 3.3L, 6cyl | 19 | 17/22 | \$1,850 | 3 |  |
|------------------|----|-------|---------|---|--|

#### Tucson AWD

|                  |    |       |         |   |  |
|------------------|----|-------|---------|---|--|
| A-S6, 2.0L, 4cyl | 23 | 22/25 | \$1,550 | 5 |  |
|------------------|----|-------|---------|---|--|

|                  |    |       |         |   |  |
|------------------|----|-------|---------|---|--|
| A-S6, 2.4L, 4cyl | 23 | 21/26 | \$1,550 | 5 |  |
|------------------|----|-------|---------|---|--|

### INFINITI

#### QX50 AWD

|                   |    |       |         |   |      |
|-------------------|----|-------|---------|---|------|
| AV-S8, 2.0L, 4cyl | 26 | 24/30 | \$1,750 | 5 | PR T |
|-------------------|----|-------|---------|---|------|

#### QX60 AWD

|                   |    |       |         |   |   |
|-------------------|----|-------|---------|---|---|
| AV-S7, 3.5L, 6cyl | 22 | 19/26 | \$2,050 | 4 | P |
|-------------------|----|-------|---------|---|---|

| Manufacturer Model Configuration<br>(trans, eng size, cyl) | MPG  |          | Annual Fuel Cost | GHG Rating | Notes |
|------------------------------------------------------------|------|----------|------------------|------------|-------|
|                                                            | Comb | City/Hwy |                  |            |       |

## JAGUAR

### E-Pace P250

|                  |    |       |         |   |        |
|------------------|----|-------|---------|---|--------|
| A-S9, 2.0L, 4cyl | 24 | 21/28 | \$1,900 | 5 | P T SS |
|------------------|----|-------|---------|---|--------|

### E-Pace P300

|                  |    |       |         |   |        |
|------------------|----|-------|---------|---|--------|
| A-S9, 2.0L, 4cyl | 23 | 21/27 | \$2,000 | 5 | P T SS |
|------------------|----|-------|---------|---|--------|

### F-Pace

|                  |    |       |         |   |        |
|------------------|----|-------|---------|---|--------|
| A-S8, 2.0L, 4cyl | 29 | 26/33 | \$1,600 | 5 | D T SS |
|------------------|----|-------|---------|---|--------|

|                  |    |       |         |   |        |
|------------------|----|-------|---------|---|--------|
| A-S8, 2.0L, 4cyl | 24 | 22/27 | \$1,900 | 5 | P T SS |
|------------------|----|-------|---------|---|--------|

|                  |    |       |         |   |        |
|------------------|----|-------|---------|---|--------|
| A-S8, 3.0L, 6cyl | 20 | 18/23 | \$2,250 | 4 | P S SS |
|------------------|----|-------|---------|---|--------|

|                  |    |       |         |   |        |
|------------------|----|-------|---------|---|--------|
| A-S8, 5.0L, 8cyl | 18 | 16/21 | \$2,500 | 3 | P S SS |
|------------------|----|-------|---------|---|--------|

### I-Pace

|     |    |       |       |    |    |
|-----|----|-------|-------|----|----|
| A-1 | 76 | 80/72 | \$850 | 10 | EV |
|-----|----|-------|-------|----|----|

## JEEP

### Cherokee 4WD

|                 |    |       |         |   |        |
|-----------------|----|-------|---------|---|--------|
| A-9, 2.0L, 4cyl | 24 | 21/29 | \$1,900 | 5 | P T SS |
|-----------------|----|-------|---------|---|--------|

|                 |    |       |         |   |    |
|-----------------|----|-------|---------|---|----|
| A-9, 2.4L, 4cyl | 24 | 21/29 | \$1,500 | 5 | SS |
|-----------------|----|-------|---------|---|----|

|                 |    |       |         |   |        |
|-----------------|----|-------|---------|---|--------|
| A-9, 3.2L, 6cyl | 22 | 19/27 | \$1,900 | 4 | Mid SS |
|-----------------|----|-------|---------|---|--------|

### Cherokee 4WD Active Drive II

|                 |    |       |         |   |        |
|-----------------|----|-------|---------|---|--------|
| A-9, 2.0L, 4cyl | 23 | 20/27 | \$2,000 | 5 | P T SS |
|-----------------|----|-------|---------|---|--------|

|                 |    |       |         |   |        |
|-----------------|----|-------|---------|---|--------|
| A-9, 3.2L, 6cyl | 21 | 18/26 | \$2,000 | 4 | Mid SS |
|-----------------|----|-------|---------|---|--------|

### Cherokee Trailhawk 4WD

|                 |    |       |         |   |        |
|-----------------|----|-------|---------|---|--------|
| A-9, 2.0L, 4cyl | 22 | 20/26 | \$2,050 | 4 | P T SS |
|-----------------|----|-------|---------|---|--------|

|                 |    |       |         |   |        |
|-----------------|----|-------|---------|---|--------|
| A-9, 3.2L, 6cyl | 21 | 18/24 | \$2,000 | 4 | Mid SS |
|-----------------|----|-------|---------|---|--------|

### Compass 4WD

|                 |    |       |         |   |    |
|-----------------|----|-------|---------|---|----|
| A-9, 2.4L, 4cyl | 25 | 22/30 | \$1,400 | 5 | SS |
|-----------------|----|-------|---------|---|----|

|                 |    |       |         |   |  |
|-----------------|----|-------|---------|---|--|
| M-6, 2.4L, 4cyl | 25 | 22/31 | \$1,400 | 5 |  |
|-----------------|----|-------|---------|---|--|

### Wrangler 4WD

|                 |    |       |         |   |            |
|-----------------|----|-------|---------|---|------------|
| A-8, 2.0L, 4cyl | 24 | 23/25 | \$1,900 | 5 | P T HEV SS |
|-----------------|----|-------|---------|---|------------|

|                 |    |       |         |   |    |
|-----------------|----|-------|---------|---|----|
| A-8, 3.6L, 6cyl | 20 | 18/23 | \$1,800 | 4 | SS |
|-----------------|----|-------|---------|---|----|

|                 |    |       |         |   |    |
|-----------------|----|-------|---------|---|----|
| M-6, 3.6L, 6cyl | 20 | 17/25 | \$1,800 | 4 | SS |
|-----------------|----|-------|---------|---|----|

### Wrangler Unlimited 4WD

|                 |    |       |         |   |            |
|-----------------|----|-------|---------|---|------------|
| A-8, 2.0L, 4cyl | 22 | 22/24 | \$2,050 | 4 | P T HEV SS |
|-----------------|----|-------|---------|---|------------|

|                 |    |       |         |   |    |
|-----------------|----|-------|---------|---|----|
| A-8, 3.6L, 6cyl | 20 | 18/23 | \$1,800 | 4 | SS |
|-----------------|----|-------|---------|---|----|

|                 |    |       |         |   |    |
|-----------------|----|-------|---------|---|----|
| M-6, 3.6L, 6cyl | 19 | 17/23 | \$1,850 | 3 | SS |
|-----------------|----|-------|---------|---|----|

## KIA

### Sorento AWD

|                  |    |       |         |   |  |
|------------------|----|-------|---------|---|--|
| A-S6, 2.4L, 4cyl | 23 | 21/26 | \$1,550 | 5 |  |
|------------------|----|-------|---------|---|--|

|                  |    |       |         |   |  |
|------------------|----|-------|---------|---|--|
| A-S8, 3.3L, 6cyl | 21 | 19/24 | \$1,700 | 4 |  |
|------------------|----|-------|---------|---|--|

### Sportage AWD

|                  |    |       |         |   |   |
|------------------|----|-------|---------|---|---|
| A-S6, 2.0L, 4cyl | 21 | 20/23 | \$1,700 | 4 | T |
|------------------|----|-------|---------|---|---|

|                  |    |       |         |   |  |
|------------------|----|-------|---------|---|--|
| A-S6, 2.4L, 4cyl | 23 | 21/25 | \$1,550 | 5 |  |
|------------------|----|-------|---------|---|--|

### Sportage FE AWD

|                  |    |       |         |   |  |
|------------------|----|-------|---------|---|--|
| A-S6, 2.4L, 4cyl | 22 | 21/25 | \$1,600 | 4 |  |
|------------------|----|-------|---------|---|--|

## LAND ROVER

### Discovery Sport

|                  |    |       |         |   |        |
|------------------|----|-------|---------|---|--------|
| A-S9, 2.0L, 4cyl | 22 | 21/25 | \$2,050 | 4 | P T SS |
|------------------|----|-------|---------|---|--------|

### Discovery Sport Si4

|                  |    |       |         |   |        |
|------------------|----|-------|---------|---|--------|
| A-S9, 2.0L, 4cyl | 22 | 20/25 | \$2,050 | 4 | P T SS |
|------------------|----|-------|---------|---|--------|

### Range Rover Evoque 237HP

|                  |    |       |         |   |        |
|------------------|----|-------|---------|---|--------|
| A-S9, 2.0L, 4cyl | 25 | 22/29 | \$1,800 | 5 | P T SS |
|------------------|----|-------|---------|---|--------|

| Manufacturer Model Configuration<br>(trans, eng size, cyl) | MPG  |          | Annual Fuel Cost | GHG Rating | Notes |
|------------------------------------------------------------|------|----------|------------------|------------|-------|
|                                                            | Comb | City/Hwy |                  |            |       |

### Range Rover Evoque 286HP

|                  |    |       |         |   |        |
|------------------|----|-------|---------|---|--------|
| A-S9, 2.0L, 4cyl | 24 | 21/29 | \$1,900 | 5 | P T SS |
|------------------|----|-------|---------|---|--------|

### Range Rover Evoque Cabriolet

|                  |    |       |         |   |        |
|------------------|----|-------|---------|---|--------|
| A-S9, 2.0L, 4cyl | 24 | 21/29 | \$1,900 | 5 | P T SS |
|------------------|----|-------|---------|---|--------|

### Range Rover Velar

|                  |    |       |         |   |        |
|------------------|----|-------|---------|---|--------|
| A-S8, 2.0L, 4cyl | 28 | 26/30 | \$1,650 | 5 | D T SS |
|------------------|----|-------|---------|---|--------|

|                  |    |       |         |   |        |
|------------------|----|-------|---------|---|--------|
| A-S8, 2.0L, 4cyl | 23 | 21/27 | \$2,000 | 5 | P T SS |
|------------------|----|-------|---------|---|--------|

|                  |    |       |         |   |        |
|------------------|----|-------|---------|---|--------|
| A-S8, 3.0L, 6cyl | 20 | 18/24 | \$2,250 | 4 | P S SS |
|------------------|----|-------|---------|---|--------|

## LEXUS

### NX 300 AWD

|                  |    |       |         |   |      |
|------------------|----|-------|---------|---|------|
| A-S6, 2.0L, 4cyl | 24 | 22/28 | \$1,900 | 5 | PR T |
|------------------|----|-------|---------|---|------|

### NX 300 AWD F Sport

|                  |    |       |         |   |      |
|------------------|----|-------|---------|---|------|
| A-S6, 2.0L, 4cyl | 24 | 22/27 | \$1,900 | 5 | PR T |
|------------------|----|-------|---------|---|------|

### NX 300h AWD

|                   |    |       |         |   |        |
|-------------------|----|-------|---------|---|--------|
| AV-S6, 2.5L, 4cyl | 31 | 33/30 | \$1,150 | 7 | HEV SS |
|-------------------|----|-------|---------|---|--------|

### RX 350 AWD

|                  |    |       |         |   |  |
|------------------|----|-------|---------|---|--|
| A-S8, 3.5L, 6cyl | 22 | 19/26 | \$1,600 | 4 |  |
|------------------|----|-------|---------|---|--|

### RX 350 L AWD

|                  |    |       |         |   |  |
|------------------|----|-------|---------|---|--|
| A-S8, 3.5L, 6cyl | 21 | 18/25 | \$1,700 | 4 |  |
|------------------|----|-------|---------|---|--|

## LINCOLN

### MKC AWD

|                  |    |       |         |   |   |
|------------------|----|-------|---------|---|---|
| A-S6, 2.0L, 4cyl | 21 | 19/25 | \$1,700 | 4 | T |
|------------------|----|-------|---------|---|---|

|                  |    |       |         |   |      |
|------------------|----|-------|---------|---|------|
| A-S6, 2.0L, 4cyl | 22 | 19/25 | \$1,600 | 4 | T SS |
|------------------|----|-------|---------|---|------|

|                  |    |       |         |   |   |
|------------------|----|-------|---------|---|---|
| A-S6, 2.3L, 4cyl | 20 | 18/25 | \$1,800 | 4 | T |
|------------------|----|-------|---------|---|---|

### Nautilus AWD

|                  |    |       |         |   |      |
|------------------|----|-------|---------|---|------|
| A-S8, 2.0L, 4cyl | 22 | 20/25 | \$1,600 | 4 | T SS |
|------------------|----|-------|---------|---|------|

|                  |    |       |         |   |      |
|------------------|----|-------|---------|---|------|
| A-S8, 2.7L, 6cyl | 21 | 19/26 | \$1,700 | 4 | T SS |
|------------------|----|-------|---------|---|------|

## MAZDA

### CX-5 4WD

|                  |    |       |         |   |  |
|------------------|----|-------|---------|---|--|
| A-S6, 2.5L, 4cyl | 26 | 24/30 | \$1,350 | 5 |  |
|------------------|----|-------|---------|---|--|

|                  |    |       |         |   |   |
|------------------|----|-------|---------|---|---|
| A-S6, 2.5L, 4cyl | 24 | 22/27 | \$1,500 | 5 | T |
|------------------|----|-------|---------|---|---|

### CX-9 4WD

|                  |    |       |         |   |   |
|------------------|----|-------|---------|---|---|
| A-S6, 2.5L, 4cyl | 23 | 20/26 | \$1,550 | 5 | T |
|------------------|----|-------|---------|---|---|

## MERCEDES-BENZ

### AMG GLC43 4matic

|                 |    |       |         |   |         |
|-----------------|----|-------|---------|---|---------|
| A-9, 3.0L, 6cyl | 21 | 19/25 | \$2,150 | 4 | PR T SS |
|-----------------|----|-------|---------|---|---------|

### AMG GLC43 4matic Coupe

|                 |    |       |         |   |         |
|-----------------|----|-------|---------|---|---------|
| A-9, 3.0L, 6cyl | 21 | 19/24 | \$2,150 | 4 | PR T SS |
|-----------------|----|-------|---------|---|---------|

### AMG GLC63 4matic

|                 |    |       |         |   |         |
|-----------------|----|-------|---------|---|---------|
| A-9, 4.0L, 8cyl | 18 | 16/22 | \$2,500 | 3 | PR T SS |
|-----------------|----|-------|---------|---|---------|

### AMG GLC63 4matic Coupe

|                 |    |       |         |   |         |
|-----------------|----|-------|---------|---|---------|
| A-9, 4.0L, 8cyl | 18 | 16/22 | \$2,500 | 3 | PR T SS |
|-----------------|----|-------|---------|---|---------|

### AMG GLC63 S 4matic Coupe

|                 |    |       |         |   |         |
|-----------------|----|-------|---------|---|---------|
| A-9, 4.0L, 8cyl | 18 | 16/22 | \$2,500 | 3 | PR T SS |
|-----------------|----|-------|---------|---|---------|

### GLA250 4matic

|                  |    |       |         |   |             |
|------------------|----|-------|---------|---|-------------|
| AM-7, 2.0L, 4cyl | 26 | 23/31 | \$1,750 | 5 | PR T PT4 SS |
|------------------|----|-------|---------|---|-------------|

|                  |    |       |         |   |     |
|------------------|----|-------|---------|---|-----|
| AM-7, 2.0L, 4cyl | 26 | 23/31 | \$1,750 | 5 | Gas |
|------------------|----|-------|---------|---|-----|

|  |    |       |         |   |     |
|--|----|-------|---------|---|-----|
|  | 19 | 17/23 | \$1,850 | 5 | E85 |
|--|----|-------|---------|---|-----|

| Manufacturer Model Configuration<br>(trans, eng size, cyl) | MPG          |          | Annual Fuel Cost | GHG Rating | Notes        |
|------------------------------------------------------------|--------------|----------|------------------|------------|--------------|
|                                                            | Comb         | City/Hwy |                  |            |              |
| <b>GLC300 4matic</b>                                       |              |          |                  |            |              |
| A-9, 2.0L, 4cyl                                            | 24           | 22/27    | \$1,900          | 5          | PR T SS      |
| <b>GLC300 4matic Coupe</b>                                 |              |          |                  |            |              |
| A-9, 2.0L, 4cyl                                            | 23           | 21/27    | \$2,000          | 5          | PR T SS      |
| <b>GLC350e 4matic</b>                                      |              |          |                  |            |              |
| A-7, 2.0L, 4cyl                                            | See page 36. |          |                  |            | PR T PHEV SS |
| <b>MITSUBISHI</b>                                          |              |          |                  |            |              |
| <b>Eclipse Cross 4WD</b>                                   |              |          |                  |            |              |
| AV-S8, 1.5L, 4cyl                                          | 25           | 25/26    | \$1,400          | 5          | T            |
| <b>Eclipse Cross ES 4WD</b>                                |              |          |                  |            |              |
| AV-S8, 1.5L, 4cyl                                          | 26           | 25/28    | \$1,350          | 5          | T            |
| <b>Outlander 4WD</b>                                       |              |          |                  |            |              |
| AV-S6, 2.4L, 4cyl                                          | 26           | 24/29    | \$1,350          | 5          |              |
| A-S6, 3.0L, 6cyl                                           | 22           | 20/27    | \$2,050          | 4          | P            |
| <b>Outlander PHEV</b>                                      |              |          |                  |            |              |
| A-1, 2.0L, 4cyl                                            | See page 36. |          |                  |            | PHEV SS      |
| <b>Outlander Sport 4WD</b>                                 |              |          |                  |            |              |
| AV-S6, 2.0L, 4cyl                                          | 26           | 23/29    | \$1,350          | 5          |              |
| AV-S6, 2.4L, 4cyl                                          | 25           | 23/28    | \$1,400          | 5          |              |
| <b>NISSAN</b>                                              |              |          |                  |            |              |
| <b>Pathfinder 4WD</b>                                      |              |          |                  |            |              |
| AV, 3.5L, 6cyl                                             | 22           | 19/26    | \$1,600          | 4          |              |
| <b>Pathfinder 4WD Platinum</b>                             |              |          |                  |            |              |
| AV, 3.5L, 6cyl                                             | 21           | 19/26    | \$1,700          | 4          |              |
| <b>Rogue AWD</b>                                           |              |          |                  |            |              |
| AV, 2.5L, 4cyl                                             | 27           | 25/32    | \$1,300          | 6          |              |
| <b>Rogue Hybrid AWD</b>                                    |              |          |                  |            |              |
| AV-S7, 2.0L, 4cyl                                          | 33           | 31/34    | \$1,100          | 8          | HEV SS       |
| <b>SUBARU</b>                                              |              |          |                  |            |              |
| <b>Crosstrek AWD</b>                                       |              |          |                  |            |              |
| AV-S7, 2.0L, 4cyl                                          | 29           | 27/33    | \$1,250          | 6          |              |
| M-6, 2.0L, 4cyl                                            | 25           | 23/29    | \$1,400          | 5          |              |
| <b>Crosstrek Hybrid AWD</b>                                |              |          |                  |            |              |
| AV, 2.0L, 4cyl                                             | See page 36. |          |                  |            | PHEV SS      |
| <b>Forester AWD</b>                                        |              |          |                  |            |              |
| AV-S7, 2.5L, 4cyl                                          | 29           | 26/33    | \$1,250          | 6          | SS           |
| <b>Outback AWD</b>                                         |              |          |                  |            |              |
| AV-S7, 2.5L, 4cyl                                          | 28           | 25/32    | \$1,250          | 6          |              |
| AV-S6, 3.6L, 6cyl                                          | 22           | 20/27    | \$1,600          | 4          |              |
| <b>TOYOTA</b>                                              |              |          |                  |            |              |
| <b>RAV4 AWD</b>                                            |              |          |                  |            |              |
| A-S8, 2.5L, 4cyl                                           | 30           | 27/34    | \$1,200          | 7          | SS           |
| A-S8, 2.5L, 4cyl                                           | 28           | 25/33    | \$1,250          | 6          |              |
| <b>VOLKSWAGEN</b>                                          |              |          |                  |            |              |
| <b>Tiguan 4motion</b>                                      |              |          |                  |            |              |
| A-S8, 2.0L, 4cyl                                           | 24           | 21/29    | \$1,500          | 5          | T SS         |

| Manufacturer Model Configuration<br>(trans, eng size, cyl) | MPG          |          | Annual Fuel Cost | GHG Rating | Notes          |
|------------------------------------------------------------|--------------|----------|------------------|------------|----------------|
|                                                            | Comb         | City/Hwy |                  |            |                |
| <b>VOLVO</b>                                               |              |          |                  |            |                |
| <b>XC40 AWD</b>                                            |              |          |                  |            |                |
| A-S8, 2.0L, 4cyl                                           | 26           | 23/31    | \$1,750          | 5          | PR T SS        |
| <b>XC60 AWD</b>                                            |              |          |                  |            |                |
| A-S8, 2.0L, 4cyl                                           | 23           | 20/27    | \$2,000          | 5          | PR T SS        |
| A-S8, 2.0L, 4cyl                                           | 22           | 19/27    | \$2,050          | 4          | PR T S SS      |
| <b>XC60 AWD PHEV</b>                                       |              |          |                  |            |                |
| A-S8, 2.0L, 4cyl                                           | See page 36. |          |                  |            | PR T S PHEV SS |
| <b>STANDARD SPORT UTILITY VEHICLES 2WD</b>                 |              |          |                  |            |                |
| <b>BMW</b>                                                 |              |          |                  |            |                |
| <b>X6 sDrive35i</b>                                        |              |          |                  |            |                |
| A-S8, 3.0L, 6cyl                                           | 20           | 18/24    | \$2,250          | 4          | P T SS         |
| <b>BUICK</b>                                               |              |          |                  |            |                |
| <b>Enclave FWD</b>                                         |              |          |                  |            |                |
| A-9, 3.6L, 6cyl                                            | 21           | 18/26    | \$1,700          | 4          | SS             |
| <b>CADILLAC</b>                                            |              |          |                  |            |                |
| <b>Escalade 2WD</b>                                        |              |          |                  |            |                |
| A-10, 6.2L, 8cyl                                           | 17           | 14/23    | \$2,650          | 3          | PR             |
| <b>CHEVROLET</b>                                           |              |          |                  |            |                |
| <b>Suburban C1500 2WD</b>                                  |              |          |                  |            |                |
| A-6, 5.3L, 8cyl                                            | 18           | 15/22    | \$2,000          | 3          |                |
| A-6, 5.3L, 8cyl                                            | 18           | 15/22    | \$2,000          | 3          | Gas            |
|                                                            | 13           | 11/17    | \$2,700          | 3          | E85            |
| A-10, 6.2L, 8cyl                                           | 17           | 14/23    | \$2,650          | 3          | PR             |
| <b>Tahoe C1500 2WD</b>                                     |              |          |                  |            |                |
| A-6, 5.3L, 8cyl                                            | 18           | 15/22    | \$2,000          | 3          |                |
| A-6, 5.3L, 8cyl                                            | 18           | 15/22    | \$2,000          | 3          | Gas            |
|                                                            | 13           | 11/17    | \$2,700          | 3          | E85            |
| A-10, 6.2L, 8cyl                                           | 17           | 14/23    | \$2,650          | 3          | PR             |
| <b>Traverse FWD</b>                                        |              |          |                  |            |                |
| A-9, 2.0L, 4cyl                                            | 22           | 20/26    | \$2,050          | 4          | PR T SS        |
| A-9, 3.6L, 6cyl                                            | 21           | 18/27    | \$1,700          | 4          | SS             |
| <b>DODGE</b>                                               |              |          |                  |            |                |
| <b>Durango RWD</b>                                         |              |          |                  |            |                |
| A-8, 3.6L, 6cyl                                            | 21           | 19/26    | \$1,700          | 4          | SS             |
| A-8, 5.7L, 8cyl                                            | 17           | 14/22    | \$2,450          | 3          | Mid            |
| <b>FORD</b>                                                |              |          |                  |            |                |
| <b>Expedition 2WD</b>                                      |              |          |                  |            |                |
| A-S10, 3.5L, 6cyl                                          | 20           | 17/24    | \$1,800          | 4          | T SS           |
| <b>Expedition MAX 2WD</b>                                  |              |          |                  |            |                |
| A-S10, 3.5L, 6cyl                                          | 19           | 17/23    | \$1,850          | 3          | T SS           |
| <b>Explorer 2WD FFV</b>                                    |              |          |                  |            |                |
| A-S6, 3.5L, 6cyl                                           | 20           | 17/24    | \$1,800          | 4          | Gas            |
|                                                            | 15           | 13/18    | \$2,350          | 4          | E85            |
| <b>Explorer FWD</b>                                        |              |          |                  |            |                |
| A-S6, 2.3L, 4cyl                                           | 22           | 19/27    | \$1,600          | 4          | T              |
| A-S6, 3.5L, 6cyl                                           | 20           | 17/24    | \$1,800          | 4          |                |

| Manufacturer Model Configuration<br>(trans, eng size, cyl) | MPG  |          | Annual Fuel Cost | GHG Rating | Notes |
|------------------------------------------------------------|------|----------|------------------|------------|-------|
|                                                            | Comb | City/Hwy |                  |            |       |

### Flex FWD

|                  |    |       |         |   |  |
|------------------|----|-------|---------|---|--|
| A-S6, 3.5L, 6cyl | 19 | 16/23 | \$1,850 | 3 |  |
|------------------|----|-------|---------|---|--|

## GMC

### Acadia FWD

|                 |    |       |         |   |    |
|-----------------|----|-------|---------|---|----|
| A-6, 2.5L, 4cyl | 23 | 21/26 | \$1,550 | 5 | SS |
| A-6, 3.6L, 6cyl | 21 | 18/25 | \$1,700 | 4 |    |

### Yukon C1500 2WD

|                  |    |       |         |   |     |
|------------------|----|-------|---------|---|-----|
| A-6, 5.3L, 8cyl  | 18 | 15/22 | \$2,000 | 3 |     |
| A-6, 5.3L, 8cyl  | 18 | 15/22 | \$2,000 | 3 | Gas |
|                  | 13 | 11/17 | \$2,700 | 3 | E85 |
| A-10, 6.2L, 8cyl | 17 | 14/23 | \$2,650 | 3 | PR  |

### Yukon C1500 XL 2WD

|                  |    |       |         |   |     |
|------------------|----|-------|---------|---|-----|
| A-6, 5.3L, 8cyl  | 18 | 15/22 | \$2,000 | 3 |     |
| A-6, 5.3L, 8cyl  | 18 | 15/22 | \$2,000 | 3 | Gas |
|                  | 13 | 11/17 | \$2,700 | 3 | E85 |
| A-10, 6.2L, 8cyl | 17 | 14/23 | \$2,650 | 3 | PR  |

## INFINITI

### QX80 2WD

|                  |    |       |         |   |   |
|------------------|----|-------|---------|---|---|
| A-S7, 5.6L, 8cyl | 16 | 14/20 | \$2,850 | 2 | P |
|------------------|----|-------|---------|---|---|

## JEEP

### Grand Cherokee 2WD

|                 |    |       |         |   |    |
|-----------------|----|-------|---------|---|----|
| A-8, 3.6L, 6cyl | 21 | 19/26 | \$1,700 | 4 | SS |
|-----------------|----|-------|---------|---|----|

## LINCOLN

### MKT FWD

|                  |    |       |         |   |  |
|------------------|----|-------|---------|---|--|
| A-S6, 3.7L, 6cyl | 19 | 16/24 | \$1,850 | 3 |  |
|------------------|----|-------|---------|---|--|

### Navigator 2WD

|                   |    |       |         |   |      |
|-------------------|----|-------|---------|---|------|
| A-S10, 3.5L, 6cyl | 19 | 16/23 | \$1,850 | 3 | T SS |
|-------------------|----|-------|---------|---|------|

### Navigator L 2WD

|                   |    |       |         |   |      |
|-------------------|----|-------|---------|---|------|
| A-S10, 3.5L, 6cyl | 18 | 16/22 | \$2,000 | 3 | T SS |
|-------------------|----|-------|---------|---|------|

## NISSAN

### Armada 2WD

|                  |    |       |         |   |  |
|------------------|----|-------|---------|---|--|
| A-S7, 5.6L, 8cyl | 16 | 14/19 | \$2,200 | 2 |  |
|------------------|----|-------|---------|---|--|

## TOYOTA

### 4Runner 2WD

|                  |    |       |         |   |  |
|------------------|----|-------|---------|---|--|
| A-S5, 4.0L, 6cyl | 18 | 17/21 | \$2,000 | 3 |  |
|------------------|----|-------|---------|---|--|

### Sequoia 2WD

|                  |    |       |         |   |  |
|------------------|----|-------|---------|---|--|
| A-S6, 5.7L, 8cyl | 15 | 13/17 | \$2,350 | 2 |  |
|------------------|----|-------|---------|---|--|

## VOLVO

### XC90 FWD

|                  |    |       |         |   |         |
|------------------|----|-------|---------|---|---------|
| A-S8, 2.0L, 4cyl | 24 | 21/29 | \$1,900 | 5 | PR T SS |
|------------------|----|-------|---------|---|---------|

## STANDARD SPORT UTILITY VEHICLES 4WD

## AUDI

### Q7

|                  |    |       |         |   |        |
|------------------|----|-------|---------|---|--------|
| A-S8, 2.0L, 4cyl | 21 | 19/25 | \$2,150 | 4 | P T SS |
| A-S8, 3.0L, 6cyl | 21 | 19/25 | \$2,150 | 4 | P S    |

| Manufacturer Model Configuration<br>(trans, eng size, cyl) | MPG  |          | Annual Fuel Cost | GHG Rating | Notes |
|------------------------------------------------------------|------|----------|------------------|------------|-------|
|                                                            | Comb | City/Hwy |                  |            |       |

### Q8

|                  |    |       |         |   |            |
|------------------|----|-------|---------|---|------------|
| A-S8, 3.0L, 6cyl | 19 | 17/22 | \$2,400 | 3 | P T HEV SS |
|------------------|----|-------|---------|---|------------|

## BENTLEY

### Bentayga

|                  |    |       |         |   |        |
|------------------|----|-------|---------|---|--------|
| A-S8, 4.0L, 8cyl | 17 | 14/23 | \$2,650 | 3 | P T SS |
|------------------|----|-------|---------|---|--------|

## BMW

### X5 xDrive40i

|                  |    |       |         |   |        |
|------------------|----|-------|---------|---|--------|
| A-S8, 3.0L, 6cyl | 22 | 20/26 | \$2,050 | 4 | P T SS |
|------------------|----|-------|---------|---|--------|

### X5 xDrive50i

|                  |    |       |         |   |        |
|------------------|----|-------|---------|---|--------|
| A-S8, 4.4L, 8cyl | 19 | 17/22 | \$2,400 | 3 | P T SS |
|------------------|----|-------|---------|---|--------|

### X6 M

|                  |    |       |         |   |        |
|------------------|----|-------|---------|---|--------|
| A-S8, 4.4L, 8cyl | 16 | 14/19 | \$2,850 | 2 | P T SS |
|------------------|----|-------|---------|---|--------|

### X6 xDrive35i

|                  |    |       |         |   |        |
|------------------|----|-------|---------|---|--------|
| A-S8, 3.0L, 6cyl | 20 | 18/24 | \$2,250 | 4 | P T SS |
|------------------|----|-------|---------|---|--------|

### X6 xDrive50i

|                  |    |       |         |   |        |
|------------------|----|-------|---------|---|--------|
| A-S8, 4.4L, 8cyl | 19 | 17/22 | \$2,400 | 3 | P T SS |
|------------------|----|-------|---------|---|--------|

### X7 xDrive40i

|                  |    |       |         |   |        |
|------------------|----|-------|---------|---|--------|
| A-S8, 3.0L, 6cyl | 22 | 20/25 | \$2,050 | 4 | P T SS |
|------------------|----|-------|---------|---|--------|

### X7 xDrive50i

|                  |    |       |         |   |        |
|------------------|----|-------|---------|---|--------|
| A-S8, 4.4L, 8cyl | 17 | 15/21 | \$2,650 | 3 | P T SS |
|------------------|----|-------|---------|---|--------|

## BUICK

### Enclave AWD

|                 |    |       |         |   |    |
|-----------------|----|-------|---------|---|----|
| A-9, 3.6L, 6cyl | 20 | 17/25 | \$1,800 | 4 | SS |
|-----------------|----|-------|---------|---|----|

## CADILLAC

### Escalade 4WD

|                  |    |       |         |   |    |
|------------------|----|-------|---------|---|----|
| A-10, 6.2L, 8cyl | 17 | 14/21 | \$2,650 | 3 | PR |
|------------------|----|-------|---------|---|----|

## CHEVROLET

### Suburban K1500 4WD

|                  |    |       |         |   |     |
|------------------|----|-------|---------|---|-----|
| A-6, 5.3L, 8cyl  | 16 | 14/21 | \$2,200 | 2 |     |
| A-6, 5.3L, 8cyl  | 16 | 14/21 | \$2,200 | 2 | Gas |
|                  | 12 | 11/16 | \$2,950 | 3 | E85 |
| A-10, 6.2L, 8cyl | 16 | 14/20 | \$2,850 | 2 | PR  |

### Tahoe K1500 4WD

|                  |    |       |         |   |     |
|------------------|----|-------|---------|---|-----|
| A-6, 5.3L, 8cyl  | 17 | 15/21 | \$2,100 | 3 |     |
| A-6, 5.3L, 8cyl  | 17 | 15/21 | \$2,100 | 3 | Gas |
|                  | 13 | 11/16 | \$2,700 | 3 | E85 |
| A-10, 6.2L, 8cyl | 17 | 14/22 | \$2,650 | 3 | PR  |

### Traverse AWD

|                 |    |       |         |   |    |
|-----------------|----|-------|---------|---|----|
| A-9, 3.6L, 6cyl | 20 | 17/25 | \$1,800 | 4 | SS |
|-----------------|----|-------|---------|---|----|

## DODGE

### Durango AWD

|                 |    |       |         |   |     |
|-----------------|----|-------|---------|---|-----|
| A-8, 3.6L, 6cyl | 21 | 18/25 | \$1,700 | 4 | SS  |
| A-8, 5.7L, 8cyl | 17 | 14/22 | \$2,450 | 3 | Mid |

### Durango SRT AWD

|                 |    |       |         |   |   |
|-----------------|----|-------|---------|---|---|
| A-8, 6.4L, 8cyl | 15 | 13/19 | \$3,050 | 2 | P |
|-----------------|----|-------|---------|---|---|

| Manufacturer Model Configuration<br>(trans, eng size, cyl) | MPG  |          | Annual Fuel Cost | GHG Rating | Notes |
|------------------------------------------------------------|------|----------|------------------|------------|-------|
|                                                            | Comb | City/Hwy |                  |            |       |

## FORD

### Expedition 4WD

|                   |    |       |         |   |          |
|-------------------|----|-------|---------|---|----------|
| A-S10, 3.5L, 6cyl | 19 | 17/22 | \$1,850 | 3 | T PT4 SS |
|-------------------|----|-------|---------|---|----------|

### Expedition MAX 4WD

|                   |    |       |         |   |          |
|-------------------|----|-------|---------|---|----------|
| A-S10, 3.5L, 6cyl | 18 | 16/21 | \$2,000 | 3 | T PT4 SS |
|-------------------|----|-------|---------|---|----------|

### Explorer AWD

|                  |    |       |         |   |   |
|------------------|----|-------|---------|---|---|
| A-S6, 2.3L, 4cyl | 21 | 18/25 | \$1,700 | 4 | T |
|------------------|----|-------|---------|---|---|

|                  |    |       |         |   |   |
|------------------|----|-------|---------|---|---|
| A-S6, 3.5L, 6cyl | 18 | 16/22 | \$2,000 | 3 | T |
|------------------|----|-------|---------|---|---|

|                  |    |       |         |   |  |
|------------------|----|-------|---------|---|--|
| A-S6, 3.5L, 6cyl | 19 | 16/22 | \$1,850 | 3 |  |
|------------------|----|-------|---------|---|--|

### Explorer AWD FFV

|                  |    |       |         |   |     |
|------------------|----|-------|---------|---|-----|
| A-S6, 3.5L, 6cyl | 18 | 16/22 | \$2,000 | 3 | Gas |
|------------------|----|-------|---------|---|-----|

|  |    |       |         |   |     |
|--|----|-------|---------|---|-----|
|  | 14 | 12/16 | \$2,500 | 3 | E85 |
|--|----|-------|---------|---|-----|

### Flex AWD

|                  |    |       |         |   |  |
|------------------|----|-------|---------|---|--|
| A-S6, 3.5L, 6cyl | 18 | 16/22 | \$2,000 | 3 |  |
|------------------|----|-------|---------|---|--|

|                  |    |       |         |   |   |
|------------------|----|-------|---------|---|---|
| A-S6, 3.5L, 6cyl | 17 | 15/21 | \$2,100 | 3 | T |
|------------------|----|-------|---------|---|---|

## GMC

### Acadia AWD

|                 |    |       |         |   |    |
|-----------------|----|-------|---------|---|----|
| A-6, 2.5L, 4cyl | 22 | 21/25 | \$1,600 | 4 | SS |
|-----------------|----|-------|---------|---|----|

|                 |    |       |         |   |  |
|-----------------|----|-------|---------|---|--|
| A-6, 3.6L, 6cyl | 20 | 17/25 | \$1,800 | 4 |  |
|-----------------|----|-------|---------|---|--|

### Yukon K1500 4WD

|                 |    |       |         |   |  |
|-----------------|----|-------|---------|---|--|
| A-6, 5.3L, 8cyl | 17 | 15/21 | \$2,100 | 3 |  |
|-----------------|----|-------|---------|---|--|

|                 |    |       |         |   |     |
|-----------------|----|-------|---------|---|-----|
| A-6, 5.3L, 8cyl | 17 | 15/21 | \$2,100 | 3 | Gas |
|-----------------|----|-------|---------|---|-----|

|  |    |       |         |   |     |
|--|----|-------|---------|---|-----|
|  | 13 | 11/16 | \$2,700 | 3 | E85 |
|--|----|-------|---------|---|-----|

|                  |    |       |         |   |    |
|------------------|----|-------|---------|---|----|
| A-10, 6.2L, 8cyl | 17 | 14/22 | \$2,650 | 3 | PR |
|------------------|----|-------|---------|---|----|

### Yukon K1500 XL 4WD

|                 |    |       |         |   |  |
|-----------------|----|-------|---------|---|--|
| A-6, 5.3L, 8cyl | 16 | 14/21 | \$2,200 | 2 |  |
|-----------------|----|-------|---------|---|--|

|                 |    |       |         |   |     |
|-----------------|----|-------|---------|---|-----|
| A-6, 5.3L, 8cyl | 16 | 14/21 | \$2,200 | 2 | Gas |
|-----------------|----|-------|---------|---|-----|

|  |    |       |         |   |     |
|--|----|-------|---------|---|-----|
|  | 12 | 11/16 | \$2,950 | 3 | E85 |
|--|----|-------|---------|---|-----|

|                  |    |       |         |   |    |
|------------------|----|-------|---------|---|----|
| A-10, 6.2L, 8cyl | 16 | 14/20 | \$2,850 | 2 | PR |
|------------------|----|-------|---------|---|----|

## INFINITI

### QX80 4WD

|                  |    |       |         |   |   |
|------------------|----|-------|---------|---|---|
| A-S7, 5.6L, 8cyl | 15 | 13/19 | \$3,050 | 2 | P |
|------------------|----|-------|---------|---|---|

## JEEP

### Grand Cherokee 4WD

|                 |    |       |         |   |    |
|-----------------|----|-------|---------|---|----|
| A-8, 3.6L, 6cyl | 21 | 18/25 | \$1,700 | 4 | SS |
|-----------------|----|-------|---------|---|----|

|                 |    |       |         |   |     |
|-----------------|----|-------|---------|---|-----|
| A-8, 5.7L, 8cyl | 17 | 14/22 | \$2,450 | 3 | Mid |
|-----------------|----|-------|---------|---|-----|

### Grand Cherokee SRT 4WD

|                 |    |       |         |   |   |
|-----------------|----|-------|---------|---|---|
| A-8, 6.4L, 8cyl | 15 | 13/19 | \$3,050 | 2 | P |
|-----------------|----|-------|---------|---|---|

### Grand Cherokee Trackhawk 4WD

|                 |    |       |         |   |     |
|-----------------|----|-------|---------|---|-----|
| A-8, 6.2L, 8cyl | 13 | 11/17 | \$3,500 | 1 | P S |
|-----------------|----|-------|---------|---|-----|

## LAMBORGHINI

### Urus

|                  |    |       |         |   |         |
|------------------|----|-------|---------|---|---------|
| A-S8, 4.0L, 8cyl | 14 | 12/17 | \$3,250 | 1 | PR T SS |
|------------------|----|-------|---------|---|---------|

## LAND ROVER

### Discovery

|                  |    |       |         |   |        |
|------------------|----|-------|---------|---|--------|
| A-S8, 3.0L, 6cyl | 23 | 21/26 | \$2,050 | 4 | D T SS |
|------------------|----|-------|---------|---|--------|

|                  |    |       |         |   |        |
|------------------|----|-------|---------|---|--------|
| A-S8, 3.0L, 6cyl | 18 | 16/21 | \$2,500 | 3 | P S SS |
|------------------|----|-------|---------|---|--------|

### Range Rover

|                  |    |       |         |   |        |
|------------------|----|-------|---------|---|--------|
| A-S8, 5.0L, 8cyl | 18 | 16/21 | \$2,500 | 3 | P S SS |
|------------------|----|-------|---------|---|--------|

| Manufacturer Model Configuration<br>(trans, eng size, cyl) | MPG  |          | Annual Fuel Cost | GHG Rating | Notes |
|------------------------------------------------------------|------|----------|------------------|------------|-------|
|                                                            | Comb | City/Hwy |                  |            |       |

### Range Rover LWB

|                  |    |       |         |   |        |
|------------------|----|-------|---------|---|--------|
| A-S8, 5.0L, 8cyl | 18 | 16/21 | \$2,500 | 3 | P S SS |
|------------------|----|-------|---------|---|--------|

### Range Rover LWB SVA

|                  |    |       |         |   |        |
|------------------|----|-------|---------|---|--------|
| A-S8, 5.0L, 8cyl | 15 | 13/19 | \$3,050 | 2 | P S SS |
|------------------|----|-------|---------|---|--------|

### Range Rover Sport

|                  |    |       |         |   |        |
|------------------|----|-------|---------|---|--------|
| A-S8, 3.0L, 6cyl | 24 | 22/28 | \$1,950 | 4 | D T SS |
|------------------|----|-------|---------|---|--------|

|                  |    |       |         |   |        |
|------------------|----|-------|---------|---|--------|
| A-S8, 3.0L, 6cyl | 19 | 17/23 | \$2,400 | 3 | P S SS |
|------------------|----|-------|---------|---|--------|

|                  |    |       |         |   |        |
|------------------|----|-------|---------|---|--------|
| A-S8, 5.0L, 8cyl | 19 | 17/22 | \$2,400 | 3 | P S SS |
|------------------|----|-------|---------|---|--------|

### Range Rover Sport SVR

|                  |    |       |         |   |        |
|------------------|----|-------|---------|---|--------|
| A-S8, 5.0L, 8cyl | 16 | 15/20 | \$2,850 | 2 | P S SS |
|------------------|----|-------|---------|---|--------|

### Range Rover SVA

|                  |    |       |         |   |        |
|------------------|----|-------|---------|---|--------|
| A-S8, 3.0L, 6cyl | 24 | 22/28 | \$1,950 | 4 | D T SS |
|------------------|----|-------|---------|---|--------|

|                  |    |       |         |   |        |
|------------------|----|-------|---------|---|--------|
| A-S8, 3.0L, 6cyl | 19 | 17/23 | \$2,400 | 3 | P S SS |
|------------------|----|-------|---------|---|--------|

|                  |    |       |         |   |        |
|------------------|----|-------|---------|---|--------|
| A-S8, 5.0L, 8cyl | 16 | 14/19 | \$2,850 | 2 | P S SS |
|------------------|----|-------|---------|---|--------|

## LEXUS

### GX 460

|                  |    |       |         |   |    |
|------------------|----|-------|---------|---|----|
| A-S6, 4.6L, 8cyl | 16 | 15/18 | \$2,850 | 2 | PR |
|------------------|----|-------|---------|---|----|

### LX 570

|                  |    |       |         |   |    |
|------------------|----|-------|---------|---|----|
| A-S8, 5.7L, 8cyl | 15 | 13/18 | \$3,050 | 2 | PR |
|------------------|----|-------|---------|---|----|

### RX 450h AWD

|                    |    |       |         |   |           |
|--------------------|----|-------|---------|---|-----------|
| ▶AV-S6, 3.5L, 6cyl | 30 | 31/28 | \$1,500 | 7 | PR HEV SS |
|--------------------|----|-------|---------|---|-----------|

### RX 450h L AWD

|                   |    |       |         |   |           |
|-------------------|----|-------|---------|---|-----------|
| AV-S6, 3.5L, 6cyl | 29 | 29/28 | \$1,550 | 6 | PR HEV SS |
|-------------------|----|-------|---------|---|-----------|

## LINCOLN

### MKT AWD

|                  |    |       |         |   |   |
|------------------|----|-------|---------|---|---|
| A-S6, 3.5L, 6cyl | 17 | 15/21 | \$2,100 | 3 | T |
|------------------|----|-------|---------|---|---|

### Navigator 4WD

|                   |    |       |         |   |          |
|-------------------|----|-------|---------|---|----------|
| A-S10, 3.5L, 6cyl | 18 | 16/21 | \$2,000 | 3 | T PT4 SS |
|-------------------|----|-------|---------|---|----------|

## MASERATI

### Levante

|                 |    |       |         |   |         |
|-----------------|----|-------|---------|---|---------|
| A-8, 3.0L, 8cyl | 17 | 15/21 | \$2,650 | 3 | PR T SS |
|-----------------|----|-------|---------|---|---------|

### Levante GTS

|                 |    |       |         |   |         |
|-----------------|----|-------|---------|---|---------|
| A-8, 3.8L, 8cyl | 15 | 14/18 | \$3,050 | 2 | PR T SS |
|-----------------|----|-------|---------|---|---------|

### Levante S

|                 |    |       |         |   |         |
|-----------------|----|-------|---------|---|---------|
| A-8, 3.0L, 8cyl | 17 | 15/21 | \$2,650 | 3 | PR T SS |
|-----------------|----|-------|---------|---|---------|

### Levante Trofeo

|                 |    |       |         |   |         |
|-----------------|----|-------|---------|---|---------|
| A-8, 3.8L, 8cyl | 15 | 14/18 | \$3,050 | 2 | PR T SS |
|-----------------|----|-------|---------|---|---------|

## MERCEDES-BENZ

### AMG GLE43 4matic

|                 |    |       |         |   |      |
|-----------------|----|-------|---------|---|------|
| A-9, 3.0L, 6cyl | 19 | 17/22 | \$2,400 | 3 | PR T |
|-----------------|----|-------|---------|---|------|

### AMG GLE43 4matic Coupe

|                 |    |       |         |   |      |
|-----------------|----|-------|---------|---|------|
| A-9, 3.0L, 6cyl | 19 | 17/22 | \$2,400 | 3 | PR T |
|-----------------|----|-------|---------|---|------|

### AMG GLE63

|                 |    |       |         |   |      |
|-----------------|----|-------|---------|---|------|
| A-7, 5.5L, 8cyl | 14 | 12/18 | \$3,250 | 1 | PR T |
|-----------------|----|-------|---------|---|------|

### AMG GLE63 S

|                 |    |       |         |   |      |
|-----------------|----|-------|---------|---|------|
| A-7, 5.5L, 8cyl | 15 | 14/18 | \$3,050 | 2 | PR T |
|-----------------|----|-------|---------|---|------|

### AMG GLE63 S Coupe

|                 |    |       |         |   |      |
|-----------------|----|-------|---------|---|------|
| A-7, 5.5L, 8cyl | 15 | 14/18 | \$3,050 | 2 | PR T |
|-----------------|----|-------|---------|---|------|



| Manufacturer Model Configuration<br>(trans, eng size, cyl) | MPG  |          | Annual Fuel Cost | GHG Rating | Notes   |
|------------------------------------------------------------|------|----------|------------------|------------|---------|
|                                                            | Comb | City/Hwy |                  |            |         |
| <b>AMG GLS63</b>                                           |      |          |                  |            |         |
| A-7, 5.5L, 8cyl                                            | 15   | 13/18    | \$3,050          | 2          | PR T    |
| <b>G550</b>                                                |      |          |                  |            |         |
| A-9, 4.0L, 8cyl                                            | 14   | 13/17    | \$3,250          | 1          | PR T SS |
| <b>GLE400 4matic</b>                                       |      |          |                  |            |         |
| A-9, 3.0L, 6cyl                                            | 20   | 17/23    | \$2,250          | 4          | PR T SS |
| <b>GLS450 4matic</b>                                       |      |          |                  |            |         |
| A-9, 3.0L, 6cyl                                            | 18   | 16/22    | \$2,500          | 3          | PR T SS |
| <b>GLS550 4matic</b>                                       |      |          |                  |            |         |
| A-9, 4.7L, 8cyl                                            | 16   | 14/19    | \$2,850          | 2          | PR T SS |

## NISSAN

### Armada 4WD

|                  |    |       |         |   |  |
|------------------|----|-------|---------|---|--|
| A-S7, 5.6L, 8cyl | 15 | 13/18 | \$2,350 | 2 |  |
|------------------|----|-------|---------|---|--|

## PORSCHE

### Cayenne

|                  |    |       |         |   |        |
|------------------|----|-------|---------|---|--------|
| A-S8, 3.0L, 6cyl | 21 | 19/23 | \$2,150 | 4 | P T SS |
|------------------|----|-------|---------|---|--------|

### Cayenne S

|                  |    |       |         |   |        |
|------------------|----|-------|---------|---|--------|
| A-S8, 2.9L, 6cyl | 20 | 18/23 | \$2,250 | 4 | P T SS |
|------------------|----|-------|---------|---|--------|

## SUBARU

### Ascent

|                   |    |       |         |   |   |
|-------------------|----|-------|---------|---|---|
| AV-S8, 2.4L, 4cyl | 23 | 21/27 | \$1,550 | 5 | T |
|-------------------|----|-------|---------|---|---|

### Ascent Limited/Touring

|                   |    |       |         |   |   |
|-------------------|----|-------|---------|---|---|
| AV-S8, 2.4L, 4cyl | 22 | 20/26 | \$1,600 | 4 | T |
|-------------------|----|-------|---------|---|---|

## TOYOTA

### 4Runner 4WD

|                  |    |       |         |   |     |
|------------------|----|-------|---------|---|-----|
| A-S5, 4.0L, 6cyl | 18 | 17/20 | \$2,000 | 3 | PT4 |
| A-S5, 4.0L, 6cyl | 18 | 17/20 | \$2,000 | 3 |     |

| Manufacturer Model Configuration<br>(trans, eng size, cyl) | MPG  |          | Annual Fuel Cost | GHG Rating | Notes  |
|------------------------------------------------------------|------|----------|------------------|------------|--------|
|                                                            | Comb | City/Hwy |                  |            |        |
| <b>Highlander AWD</b>                                      |      |          |                  |            |        |
| A-S8, 3.5L, 6cyl                                           | 22   | 20/26    | \$1,600          | 4          | SS     |
| A-S8, 3.5L, 6cyl                                           | 22   | 19/26    | \$1,600          | 4          |        |
| <b>Highlander AWD LE</b>                                   |      |          |                  |            |        |
| A-S8, 3.5L, 6cyl                                           | 23   | 20/27    | \$1,550          | 5          | SS     |
| <b>Highlander Hybrid AWD</b>                               |      |          |                  |            |        |
| AV-S6, 3.5L, 6cyl                                          | 28   | 29/27    | \$1,250          | 6          | HEV SS |
| <b>Highlander Hybrid AWD LE Plus</b>                       |      |          |                  |            |        |
| AV-S6, 3.5L, 6cyl                                          | 29   | 30/28    | \$1,250          | 6          | HEV SS |
| <b>Land Cruiser Wagon 4WD</b>                              |      |          |                  |            |        |
| A-S8, 5.7L, 8cyl                                           | 15   | 13/18    | \$2,350          | 2          |        |
| <b>Sequoia 4WD</b>                                         |      |          |                  |            |        |
| A-S6, 5.7L, 8cyl                                           | 14   | 13/17    | \$2,550          | 1          | PT4    |

## VOLKSWAGEN

### Atlas 4motion

|                  |    |       |         |   |    |
|------------------|----|-------|---------|---|----|
| A-S8, 3.6L, 6cyl | 19 | 17/23 | \$1,850 | 3 | SS |
|------------------|----|-------|---------|---|----|

## VOLVO

### XC90 AWD

|                  |    |       |         |   |           |
|------------------|----|-------|---------|---|-----------|
| A-S8, 2.0L, 4cyl | 23 | 20/27 | \$2,000 | 5 | PR T SS   |
| A-S8, 2.0L, 4cyl | 22 | 19/26 | \$2,050 | 4 | PR T S SS |

### XC90 AWD PHEV

|                  |              |  |  |  |                |
|------------------|--------------|--|--|--|----------------|
| A-S8, 2.0L, 4cyl | See page 36. |  |  |  | PR T S PHEV SS |
|------------------|--------------|--|--|--|----------------|

## DIESEL VEHICLES

Diesel-powered vehicles are typically more fuel efficient than comparable vehicles powered by gasoline. Diesel engines are inherently more energy-efficient, and diesel fuel contains roughly 10%–15% more energy per gallon than gasoline. In addition, new advances in diesel engine technology have improved performance, reduced engine noise and fuel odor, and

decreased emissions of harmful air pollutants. Ultra-low sulfur diesel fuels also help reduce emissions from these vehicles.

Annual fuel costs below are estimated assuming 15,000 miles of travel each year (55% city and 45% highway) and a diesel fuel cost of \$3.12 per gallon.

| Manufacturer Model Configuration (trans, eng size, cyl) | MPG  |          | Annual Fuel Cost | GHG Rating | Notes |
|---------------------------------------------------------|------|----------|------------------|------------|-------|
|                                                         | Comb | City/Hwy |                  |            |       |
| <b>COMPACT CARS</b>                                     |      |          |                  |            |       |

### CHEVROLET

#### Cruze

|                 |    |       |         |   |        |
|-----------------|----|-------|---------|---|--------|
| A-9, 1.6L, 4cyl | 37 | 31/48 | \$1,250 | 7 | D T SS |
|-----------------|----|-------|---------|---|--------|

### JAGUAR

#### XE

|                  |    |       |         |   |        |
|------------------|----|-------|---------|---|--------|
| A-S8, 2.0L, 4cyl | 36 | 32/42 | \$1,300 | 7 | D T SS |
|------------------|----|-------|---------|---|--------|

#### XE AWD

|                  |    |       |         |   |        |
|------------------|----|-------|---------|---|--------|
| A-S8, 2.0L, 4cyl | 34 | 30/40 | \$1,400 | 7 | D T SS |
|------------------|----|-------|---------|---|--------|

### MIDSIZE CARS

### CHEVROLET

#### Cruze Hatchback

|                 |    |       |         |   |        |
|-----------------|----|-------|---------|---|--------|
| A-9, 1.6L, 4cyl | 35 | 30/45 | \$1,350 | 6 | D T SS |
|-----------------|----|-------|---------|---|--------|

### JAGUAR

#### XF

|                  |    |       |         |   |        |
|------------------|----|-------|---------|---|--------|
| A-S8, 2.0L, 4cyl | 35 | 31/42 | \$1,350 | 7 | D T SS |
|------------------|----|-------|---------|---|--------|

#### XF AWD

|                  |    |       |         |   |        |
|------------------|----|-------|---------|---|--------|
| A-S8, 2.0L, 4cyl | 34 | 30/40 | \$1,400 | 7 | D T SS |
|------------------|----|-------|---------|---|--------|

### MAZDA

#### 6

|                  |    |    |    |    |   |
|------------------|----|----|----|----|---|
| A-S6, 2.2L, 4cyl | NA | NA | NA | NA | D |
|------------------|----|----|----|----|---|

### SMALL PICKUP TRUCKS 2WD

### CHEVROLET

#### Colorado 2WD

|                 |    |       |         |   |     |
|-----------------|----|-------|---------|---|-----|
| A-6, 2.8L, 4cyl | 23 | 20/30 | \$2,050 | 4 | D T |
|-----------------|----|-------|---------|---|-----|

### GMC

#### Canyon 2WD

|                 |    |       |         |   |     |
|-----------------|----|-------|---------|---|-----|
| A-6, 2.8L, 4cyl | 23 | 20/30 | \$2,050 | 4 | D T |
|-----------------|----|-------|---------|---|-----|

### SMALL PICKUP TRUCKS 4WD

### CHEVROLET

#### Colorado 4WD

|                 |    |       |         |   |     |
|-----------------|----|-------|---------|---|-----|
| A-6, 2.8L, 4cyl | 22 | 19/28 | \$2,150 | 4 | D T |
|-----------------|----|-------|---------|---|-----|

#### Colorado ZR2 4WD

|                 |    |       |         |   |     |
|-----------------|----|-------|---------|---|-----|
| A-6, 2.8L, 4cyl | 19 | 18/22 | \$2,450 | 3 | D T |
|-----------------|----|-------|---------|---|-----|

### GMC

#### Canyon 4WD

|                 |    |       |         |   |     |
|-----------------|----|-------|---------|---|-----|
| A-6, 2.8L, 4cyl | 22 | 19/28 | \$2,150 | 4 | D T |
|-----------------|----|-------|---------|---|-----|

### STANDARD PICKUP TRUCKS 2WD

### CHEVROLET

#### C10 Silverado

|                  |    |    |    |    |   |
|------------------|----|----|----|----|---|
| A-10, 3.0L, 6cyl | NA | NA | NA | NA | D |
|------------------|----|----|----|----|---|

### FORD

#### F150 2WD BASE PAYLOAD LT TIRE

|                   |    |       |         |   |        |
|-------------------|----|-------|---------|---|--------|
| A-S10, 3.0L, 6cyl | 24 | 22/28 | \$1,950 | 4 | D T SS |
|-------------------|----|-------|---------|---|--------|

#### F150 Pickup 2WD

|                   |    |       |         |   |        |
|-------------------|----|-------|---------|---|--------|
| A-S10, 3.0L, 6cyl | 25 | 22/30 | \$1,850 | 4 | D T SS |
|-------------------|----|-------|---------|---|--------|

### GMC

#### C10 Sierra

|                  |    |    |    |    |   |
|------------------|----|----|----|----|---|
| A-10, 3.0L, 6cyl | NA | NA | NA | NA | D |
|------------------|----|----|----|----|---|

| Manufacturer Model Configuration (trans, eng size, cyl) | MPG  |          | Annual Fuel Cost | GHG Rating | Notes |
|---------------------------------------------------------|------|----------|------------------|------------|-------|
|                                                         | Comb | City/Hwy |                  |            |       |
| <b>RAM</b>                                              |      |          |                  |            |       |

### RAM

#### 1500 Classic 4X2\*

|                 |    |    |    |    |   |
|-----------------|----|----|----|----|---|
| A-8, 3.0L, 6cyl | NA | NA | NA | NA | D |
|-----------------|----|----|----|----|---|

### STANDARD PICKUP TRUCKS 4WD

### CHEVROLET

#### K10 Silverado

|                  |    |    |    |    |   |
|------------------|----|----|----|----|---|
| A-10, 3.0L, 6cyl | NA | NA | NA | NA | D |
|------------------|----|----|----|----|---|

### FORD

#### F150 4WD BASE PAYLOAD LT TIRE

|                   |    |       |         |   |        |
|-------------------|----|-------|---------|---|--------|
| A-S10, 3.0L, 6cyl | 22 | 20/25 | \$2,150 | 3 | D T SS |
|-------------------|----|-------|---------|---|--------|

#### F150 Pickup 4WD

|                   |    |       |         |   |        |
|-------------------|----|-------|---------|---|--------|
| A-S10, 3.0L, 6cyl | 22 | 20/25 | \$2,150 | 3 | D T SS |
|-------------------|----|-------|---------|---|--------|

#### F150 Pickup 4WD XL/XLT

|                   |    |       |         |   |        |
|-------------------|----|-------|---------|---|--------|
| A-S10, 3.0L, 6cyl | 24 | 21/28 | \$1,950 | 4 | D T SS |
|-------------------|----|-------|---------|---|--------|

### GMC

#### K10 Sierra

|                  |    |    |    |    |   |
|------------------|----|----|----|----|---|
| A-10, 3.0L, 6cyl | NA | NA | NA | NA | D |
|------------------|----|----|----|----|---|

### RAM

#### 1500 Classic 4X4\*

|                 |    |    |    |    |   |
|-----------------|----|----|----|----|---|
| A-8, 3.0L, 6cyl | NA | NA | NA | NA | D |
|-----------------|----|----|----|----|---|

### SMALL SPORT UTILITY VEHICLES 2WD

### CHEVROLET

#### Equinox FWD

|                 |    |       |         |   |        |
|-----------------|----|-------|---------|---|--------|
| A-6, 1.6L, 4cyl | 32 | 28/39 | \$1,450 | 6 | D T SS |
|-----------------|----|-------|---------|---|--------|

### GMC

#### Terrain FWD

|                 |    |       |         |   |        |
|-----------------|----|-------|---------|---|--------|
| A-6, 1.6L, 4cyl | 32 | 28/39 | \$1,450 | 6 | D T SS |
|-----------------|----|-------|---------|---|--------|

### SMALL SPORT UTILITY VEHICLES 4WD

### CHEVROLET

#### Equinox AWD

|                 |    |       |         |   |        |
|-----------------|----|-------|---------|---|--------|
| A-6, 1.6L, 4cyl | 32 | 28/38 | \$1,450 | 6 | D T SS |
|-----------------|----|-------|---------|---|--------|

### GMC

#### Terrain AWD

|                 |    |       |         |   |        |
|-----------------|----|-------|---------|---|--------|
| A-6, 1.6L, 4cyl | 32 | 28/38 | \$1,450 | 6 | D T SS |
|-----------------|----|-------|---------|---|--------|

### JAGUAR

#### F-Pace

|                  |    |       |         |   |        |
|------------------|----|-------|---------|---|--------|
| A-S8, 2.0L, 4cyl | 29 | 26/33 | \$1,600 | 5 | D T SS |
|------------------|----|-------|---------|---|--------|

### LAND ROVER

#### Range Rover Velar

|                  |    |       |         |   |        |
|------------------|----|-------|---------|---|--------|
| A-S8, 2.0L, 4cyl | 28 | 26/30 | \$1,650 | 5 | D T SS |
|------------------|----|-------|---------|---|--------|

### MAZDA

#### CX-5

|                  |    |    |    |    |   |
|------------------|----|----|----|----|---|
| A-S6, 2.2L, 4cyl | NA | NA | NA | NA | D |
|------------------|----|----|----|----|---|

### STANDARD SPORT UTILITY VEHICLES 2WD

### JEEP

#### Grand Cherokee 4X2

|                 |    |    |    |    |   |
|-----------------|----|----|----|----|---|
| A-8, 3.0L, 6cyl | NA | NA | NA | NA | D |
|-----------------|----|----|----|----|---|

| Manufacturer Model Configuration<br>(trans, eng size, cyl) | MPG  |          | Annual Fuel Cost | GHG Rating | Notes |
|------------------------------------------------------------|------|----------|------------------|------------|-------|
|                                                            | Comb | City/Hwy |                  |            |       |
| <b>STANDARD SPORT UTILITY VEHICLES 4WD</b>                 |      |          |                  |            |       |
| <b>JEEP</b>                                                |      |          |                  |            |       |
| <b>Grand Cherokee 4X4</b>                                  |      |          |                  |            |       |
| A-8, 3.0L, 6cyl                                            | NA   | NA       | NA               | NA         | D     |

| Manufacturer Model Configuration<br>(trans, eng size, cyl) | MPG  |          | Annual Fuel Cost | GHG Rating | Notes  |
|------------------------------------------------------------|------|----------|------------------|------------|--------|
|                                                            | Comb | City/Hwy |                  |            |        |
| <b>LAND ROVER</b>                                          |      |          |                  |            |        |
| <b>Discovery</b>                                           |      |          |                  |            |        |
| A-S8, 3.0L, 6cyl                                           | 23   | 21/26    | \$2,050          | 4          | D T SS |
| <b>Range Rover Sport</b>                                   |      |          |                  |            |        |
| A-S8, 3.0L, 6cyl                                           | 24   | 22/28    | \$1,950          | 4          | D T SS |
| <b>Range Rover SVA</b>                                     |      |          |                  |            |        |
| A-S8, 3.0L, 6cyl                                           | 24   | 22/28    | \$1,950          | 4          | D T SS |

**NOTE:**

\*..... 3.0L configuration available for sale or lease nationwide 4th quarter of 2018

## ALL-ELECTRIC VEHICLES

All-electric vehicles (EVs) are propelled by one or more electric motors powered by a rechargeable battery. EVs are energy-efficient and reduce our dependence on petroleum since electricity is produced from domestic resources. They emit no tailpipe pollutants, although the power plant producing the electricity may emit pollution.

Electric motors have several performance benefits. They are quiet, have instant torque for quick acceleration, enable regenerative braking, and require less maintenance than internal combustion engines.

Current EVs typically have a shorter driving range than comparable gasoline or hybrid vehicles, and their range is more sensitive to driving style, driving conditions, and accessory use.

Fully recharging the battery pack can take several hours—though a "fast charge" to 80% capacity may take as little as 30 minutes. Charging options outside the home are expanding. More than 16,000 public charging stations are currently available, and more than 800 employers offer charging at work as of 2016. EVs are also more expensive than comparable conventional vehicles and hybrids due to the cost of the large battery. However, as manufacturers continue to improve the driving range and reduce the cost of these vehicles, they are becoming more practical and affordable for a wider range of consumers.

A federal income tax credit of up to \$7,500 is currently available to consumers purchasing a qualifying EV. State and/or local incentives may also apply. For additional information on EVs, including tax incentives, visit [fuelconomy.gov](http://fuelconomy.gov).

| Model                                          | Motor               | Battery Type | Fuel Economy (comb/city/hwy) |            | Driving Range* (miles) | Charge Time (hrs @ 240) | Annual Fuel Cost | GHG Rating |
|------------------------------------------------|---------------------|--------------|------------------------------|------------|------------------------|-------------------------|------------------|------------|
|                                                |                     |              | MPGe                         | kWh/100 mi |                        |                         |                  |            |
| <b>TWO-SEATER CARS</b>                         |                     |              |                              |            |                        |                         |                  |            |
| <b>SMART</b>                                   |                     |              |                              |            |                        |                         |                  |            |
| fortwo Electric Drive convertible <sup>2</sup> | Synchronous         | Li-Ion       | NA                           | NA         | NA                     | NA                      | NA               | NA         |
| <b>MINICOMPACT CARS</b>                        |                     |              |                              |            |                        |                         |                  |            |
| <b>FIAT</b>                                    |                     |              |                              |            |                        |                         |                  |            |
| 500e                                           | 82 kW AC Induction  | Li-Ion       | 112/121/103                  | 30/28/33   | 84                     | 4                       | \$600            | 10         |
| <b>SUBCOMPACT CARS</b>                         |                     |              |                              |            |                        |                         |                  |            |
| <b>BMW</b>                                     |                     |              |                              |            |                        |                         |                  |            |
| i3                                             | 125 kW AC Induction | Li-Ion       | 113/124/102                  | 30/27/33   | 153                    | 5                       | \$600            | 10         |
| i3s                                            | 135 kW AC Induction | Li-Ion       | 113/124/102                  | 30/27/33   | 153                    | 5                       | \$600            | 10         |
| <b>COMPACT CARS</b>                            |                     |              |                              |            |                        |                         |                  |            |
| <b>VOLKSWAGEN</b>                              |                     |              |                              |            |                        |                         |                  |            |
| e-Golf                                         | 100 kW AC PMSM      | Li-Ion       | 119/126/111                  | 28/27/30   | 125                    | 5.3                     | \$550            | 10         |
| <b>MIDSIZE CARS</b>                            |                     |              |                              |            |                        |                         |                  |            |
| <b>HONDA</b>                                   |                     |              |                              |            |                        |                         |                  |            |
| Clarity <sup>1</sup>                           | 120 kW AC PMSM      | 311 V Li-Ion | NA                           | NA         | NA                     | NA                      | NA               | NA         |

| Model                              | Motor                                    | Battery Type | Fuel Economy (comb/city/hwy) |            | Driving Range* (miles) | Charge Time (hrs @ 240) | Annual Fuel Cost | GHG Rating |
|------------------------------------|------------------------------------------|--------------|------------------------------|------------|------------------------|-------------------------|------------------|------------|
|                                    |                                          |              | MPGe                         | kWh/100 mi |                        |                         |                  |            |
| <b>HYUNDAI</b>                     |                                          |              |                              |            |                        |                         |                  |            |
| Ioniq Electric                     | 88 kW AC PMSM                            | Li-Ion       | 136/150/122                  | 25/22/28   | 124                    | 4                       | \$500            | 10         |
| <b>NISSAN</b>                      |                                          |              |                              |            |                        |                         |                  |            |
| Leaf                               | 110 kW DCPM                              | Li-Ion       | 112/124/99                   | 30/27/34   | 150                    | 8                       | \$600            | 10         |
| <b>TESLA</b>                       |                                          |              |                              |            |                        |                         |                  |            |
| Model 3 AWD - Variant A            | NA                                       | Li-Ion       | NA                           | NA         | NA                     | NA                      | NA               | NA         |
| Model 3 AWD - Variant B            | NA                                       | Li-Ion       | NA                           | NA         | NA                     | NA                      | NA               | NA         |
| Model 3 AWD Long Range             | 147 kW (front), 188 kW (rear) 3-phase AC | Li-Ion       | NA                           | NA         | NA                     | NA                      | NA               | NA         |
| Model 3 AWD Long Range Performance | 147 kW (front), 211 kW (rear) 3-phase AC | Li-Ion       | NA                           | NA         | NA                     | NA                      | NA               | NA         |
| Model 3 RWD - Variant B            | NA                                       | Li-Ion       | NA                           | NA         | NA                     | NA                      | NA               | NA         |
| Model 3 RWD Long Range             | 192 kW 3-phase AC                        | Li-Ion       | NA                           | NA         | NA                     | NA                      | NA               | NA         |

### LARGE CARS

|                     |                                       |        |    |    |    |    |    |    |
|---------------------|---------------------------------------|--------|----|----|----|----|----|----|
| <b>TESLA</b>        |                                       |        |    |    |    |    |    |    |
| Model S AWD - 100D  | 193 kW (front), 193 kW (rear) AC Ind. | Li-Ion | NA | NA | NA | NA | NA | NA |
| Model S AWD - 75D   | 193 kW (front), 193 kW (rear) AC Ind. | Li-Ion | NA | NA | NA | NA | NA | NA |
| Model S AWD - P100D | 193 kW (front), 375 kW (rear) AC Ind. | Li-Ion | NA | NA | NA | NA | NA | NA |

### SMALL STATION WAGONS

|                  |               |        |             |          |     |     |       |    |
|------------------|---------------|--------|-------------|----------|-----|-----|-------|----|
| <b>CHEVROLET</b> |               |        |             |          |     |     |       |    |
| Bolt EV          | 150 kW ACPM   | Li-Ion | 119/128/110 | 28/26/31 | 238 | 9.3 | \$550 | 10 |
| <b>KIA</b>       |               |        |             |          |     |     |       |    |
| Niro Electric    | 150 kW IPMSM  | Li-Ion | 112/123/102 | 30/27/33 | 239 | 9.5 | \$600 | 10 |
| Soul Electric    | 81 kW AC PMSM | Li-Ion | 108/124/93  | 31/27/36 | 111 | 5   | \$600 | 10 |

### SMALL SPORT UTILITY VEHICLES 2WD

|                |                |        |             |          |     |   |       |    |
|----------------|----------------|--------|-------------|----------|-----|---|-------|----|
| <b>HYUNDAI</b> |                |        |             |          |     |   |       |    |
| Kona Electric  | 150 kW AC PMSM | Li-Ion | 120/132/108 | 28/26/31 | 258 | 9 | \$550 | 10 |

### SMALL SPORT UTILITY VEHICLES 4WD

|               |                           |        |          |          |     |    |       |    |
|---------------|---------------------------|--------|----------|----------|-----|----|-------|----|
| <b>JAGUAR</b> |                           |        |          |          |     |    |       |    |
| I-Pace        | 147 and 147 kW AC 3-Phase | Li-Ion | 76/80/72 | 44/42/47 | 234 | 13 | \$850 | 10 |

### STANDARD SPORT UTILITY VEHICLES 4WD

|             |    |        |    |    |    |    |    |    |
|-------------|----|--------|----|----|----|----|----|----|
| <b>AUDI</b> |    |        |    |    |    |    |    |    |
| e-tron      | NA | Li-Ion | NA | NA | NA | NA | NA | NA |

|                     |                                       |        |    |    |    |    |    |    |
|---------------------|---------------------------------------|--------|----|----|----|----|----|----|
| <b>TESLA</b>        |                                       |        |    |    |    |    |    |    |
| Model X AWD - 100D  | 193 kW (front), 193 kW (rear) AC Ind. | Li-Ion | NA | NA | NA | NA | NA | NA |
| Model X AWD - 75D   | 193 kW (front), 193 kW (rear) AC Ind. | Li-Ion | NA | NA | NA | NA | NA | NA |
| Model X AWD - P100D | 193 kW (front) 375 kW (rear) AC Ind.  | Li-Ion | NA | NA | NA | NA | NA | NA |

#### NOTES AND ABBREVIATIONS:

\*.....Range for combined city/highway driving (55% city and 45% highway)

AC.....Alternating current induction motor

ACPM.....Alternating current permanent magnet

DCPM.....Direct current permanent magnet motor

IPMSM.....Interior permanent magnet synchronous motor

Li-Ion.....Lithium Ion

NA.....Not available

PMSM.....Permanent magnet synchronous motor

1.....Available for lease nationwide in the end of 2018

## FUEL CELL VEHICLES

Though not yet available for the mass market, a limited number of fuel cell vehicles (FCVs) will be available for lease and sale in select regions of the country, mostly in California, in 2018–19. FCVs are propelled by electric motors powered by fuel cells, which produce electricity from the chemical energy of hydrogen. Fuel cell technology is more efficient than internal combustion engines and environmentally cleaner—the only by-

product of a hydrogen fuel cell vehicle is water. However, several challenges must be overcome before FCVs are mass-marketed and sold across the country. For more information about FCVs, visit [fueleconomy.gov](http://fueleconomy.gov) and the Fuel Cell Technologies Program website at [www.energy.gov/eere/fuelcells/fuel-cell-technologies-office/](http://www.energy.gov/eere/fuelcells/fuel-cell-technologies-office/).

| Model                                   | Fuel Cell Type | Motor                 | Battery Type & Rating | Fuel Type | Fuel Economy Comb/City/Hwy            | Driving Range (miles) |
|-----------------------------------------|----------------|-----------------------|-----------------------|-----------|---------------------------------------|-----------------------|
| <b>SUBCOMPACT CARS</b>                  |                |                       |                       |           |                                       |                       |
| <b>TOYOTA</b>                           |                |                       |                       |           |                                       |                       |
| Mirai††                                 | PEM            | 113 kW AC Synchronous | 245V Ni-MH            | Hydrogen  | MPGe 67 / 67 / 67<br>MPK 66 / 66 / 66 | 312                   |
| <b>MIDSIZE CARS</b>                     |                |                       |                       |           |                                       |                       |
| <b>HONDA</b>                            |                |                       |                       |           |                                       |                       |
| Clarity†                                | PEM            | 130 kW PMSM           | 345V Li-Ion           | Hydrogen  | NA<br>NA                              | NA                    |
| <b>SMALL SPORT UTILITY VEHICLES 2WD</b> |                |                       |                       |           |                                       |                       |
| <b>HYUNDAI</b>                          |                |                       |                       |           |                                       |                       |
| Nexo*                                   | PEM            | 95 kW IPMSM           | 240V Li-Ion           | Hydrogen  | MPGe 57 / 59 / 54<br>MPK 56 / 58 / 53 | 354                   |
| Nexo Blue*                              | PEM            | 95 kW IPMSM           | 240V Li-Ion           | Hydrogen  | MPGe 61 / 65 / 58<br>MPK 60 / 64 / 56 | 380                   |

### NOTES AND ABBREVIATIONS:

\*.....Hyundai Nexo models will be introduced into commerce in December 2018 in the Los Angeles/Orange County, California area with plans to expand into other parts of California in 2019.  
 †..... Available for lease in California in the beginning of 2019  
 ††..... Available in California and Hawaii  
 AC..... Alternating current induction motor  
 IPMSM..... Interior permanent magnet synchronous motor  
 Li-Ion..... Lithium Ion

MPGe..... Miles per gallon gasoline equivalent  
 MPK..... Miles per kilogram  
 NA..... Not available  
 Ni-MH..... Nickel-metal hydride  
 PEM..... Proton exchange membrane  
 PMSM..... Permanent magnet synchronous motor

## PLUG-IN HYBRID ELECTRIC VEHICLES

Plug-in hybrid electric vehicles (PHEVs) are hybrids that can be charged both by plugging them into an electrical outlet or charging station. Plug-in hybrids can store enough electricity from the power grid to significantly reduce their imported petroleum consumption under typical driving conditions.

There are two basic plug-in hybrid configurations:

- **Series PHEVs, also called Extended Range Electric Vehicles (EREVs).** The electric motor of these vehicles is the only power source that turns the wheels; the gasoline engine only generates electricity. Series PHEVs can run solely on electricity until the battery needs to be recharged. The gasoline engine will then generate the electricity needed to power the electric motor. For short trips, these vehicles may not use any gasoline.
- **Parallel or Blended PHEVs.** Both the engine and electric motor are mechanically connected to the wheels, and both may propel the vehicle. The vehicle may operate using both electricity and gasoline at the same time, using electricity only, or using gasoline only.

Plug-in hybrids also have different battery capacities, allowing some to travel farther on electricity than others. PHEV fuel economy, like that of EVs and regular hybrids, can be sensitive to driving style, driving conditions, and accessory use. When operating in pure electric mode, PHEVs emit no tailpipe pollutants, although the power plant producing the electricity may emit pollution.

Charging a PHEV's battery typically takes several hours. They can be charged at home or at an increasing number of workplaces or public locations. However, PHEVs don't have to be plugged in to be driven. They can be fueled solely with gasoline, like a conventional hybrid, but they will not achieve maximum range or fuel economy without charging.

Plug-in hybrids use less petroleum and cost less to fuel than conventional hybrids, but they are more expensive to purchase.

A federal income tax credit of up to \$7,500 is currently available to consumers purchasing a qualifying plug-in hybrid. State and/or local incentives may also apply. For additional information on PHEVs, including tax incentives, visit [fuelconomy.gov](http://fuelconomy.gov).

| Manufacturer Model<br>Trans, Eng Size, Cyl<br>Elec. Motor | Fuel                                       | Fuel Economy<br>Combined MPGe                      | Range<br>(miles) | Total<br>Range*<br>(miles) | Charge<br>Time<br>(hrs @<br>240 V) | Annual<br>Fuel<br>Cost | GHG<br>Rating |
|-----------------------------------------------------------|--------------------------------------------|----------------------------------------------------|------------------|----------------------------|------------------------------------|------------------------|---------------|
|                                                           |                                            | Comb / City / Hwy MPG                              |                  |                            |                                    |                        |               |
| <b>TWO-SEATER CARS</b>                                    |                                            |                                                    |                  |                            |                                    |                        |               |
| <b>BMW</b>                                                |                                            |                                                    |                  |                            |                                    |                        |               |
| <b>i8 Roadster</b>                                        |                                            |                                                    |                  |                            |                                    |                        |               |
| A-6, 1.5L, 3cyl, 96kW AC Induction                        | Electricity + Gasoline<br>Premium Gasoline | 69 MPGe ([49kWh + 0 gal]/100 mi)†<br>27 / 26 / 29  | 18<br>303        | 320                        | 3                                  | \$1,350                | 10            |
| <b>SUBCOMPACT CARS</b>                                    |                                            |                                                    |                  |                            |                                    |                        |               |
| <b>BENTLEY</b>                                            |                                            |                                                    |                  |                            |                                    |                        |               |
| <b>Continental GT PHEV</b>                                |                                            |                                                    |                  |                            |                                    |                        |               |
| S8, 3.0L, 6cyl                                            | NA<br>NA                                   | NA<br>NA                                           | NA<br>NA         | NA                         | NA                                 | NA                     | NA            |
| <b>BMW</b>                                                |                                            |                                                    |                  |                            |                                    |                        |               |
| <b>i3 REX (120 Ah)<sup>1</sup></b>                        |                                            |                                                    |                  |                            |                                    |                        |               |
| A1, 0.6L, 2cyl, 125 kW AC Synchronous                     | NA<br>NA                                   | NA<br>NA                                           | NA<br>NA         | NA                         | NA                                 | NA                     | NA            |
| <b>i3 S REX (120 Ah)<sup>1</sup></b>                      |                                            |                                                    |                  |                            |                                    |                        |               |
| A1, 0.6L, 2cyl, 135 kW AC Synchronous                     | NA<br>NA                                   | NA<br>NA                                           | NA<br>NA         | NA                         | NA                                 | NA                     | NA            |
| <b>i8 Coupe</b>                                           |                                            |                                                    |                  |                            |                                    |                        |               |
| A-6, 1.5L, 3cyl, 96kW AC Induction                        | Electricity + Gasoline<br>Premium Gasoline | 69 MPGe ([49kWh + 0 gal]/100 mi)†<br>27 / 26 / 29  | 18<br>303        | 320                        | 3                                  | \$1,350                | 10            |
| <b>COMPACT CARS</b>                                       |                                            |                                                    |                  |                            |                                    |                        |               |
| <b>BMW</b>                                                |                                            |                                                    |                  |                            |                                    |                        |               |
| <b>530e</b>                                               |                                            |                                                    |                  |                            |                                    |                        |               |
| A-S8, 2.0L, 4cyl, 83kW DCPM                               | Electricity + Gasoline<br>Premium Gasoline | 72 MPGe ([46kWh + 0 gal]/100 mi)†<br>29 / 27 / 30  | 16<br>350        | 370                        | 2                                  | \$1,350                | 10            |
| <b>530e xDrive</b>                                        |                                            |                                                    |                  |                            |                                    |                        |               |
| A-S8, 2.0L, 4cyl, 83kW DCPM                               | Electricity + Gasoline<br>Premium Gasoline | 67 MPGe ([49kWh + 0 gal]/100 mi)†<br>28 / 27 / 31  | 15<br>344        | 360                        | 2                                  | \$1,350                | 10            |
| <b>CHEVROLET</b>                                          |                                            |                                                    |                  |                            |                                    |                        |               |
| <b>Volt</b>                                               |                                            |                                                    |                  |                            |                                    |                        |               |
| AV, 1.5L, 4cyl, 48 and 87 kW 3-Phase AC                   | Electricity<br>Gasoline                    | 106 MPGe ([31kWh + 0 gal]/100 mi)†<br>42 / 43 / 42 | 53<br>367        | 420                        | 4.5                                | \$650                  | 10            |

| Manufacturer Model<br>Trans, Eng Size, Cyl<br>Elec. Motor | Fuel                                       | Fuel Economy<br>Combined MPGe                      | Range<br>(miles) | Total<br>Range*<br>(miles) | Charge<br>Time<br>(hrs @<br>240 V) | Annual<br>Fuel<br>Cost | GHG<br>Rating |
|-----------------------------------------------------------|--------------------------------------------|----------------------------------------------------|------------------|----------------------------|------------------------------------|------------------------|---------------|
|                                                           |                                            | Comb / City / Hwy MPG                              |                  |                            |                                    |                        |               |
| <b>MIDSIZE CARS</b>                                       |                                            |                                                    |                  |                            |                                    |                        |               |
| <b>FORD</b>                                               |                                            |                                                    |                  |                            |                                    |                        |               |
| <b>Fusion Energi Plug-in Hybrid</b>                       |                                            |                                                    |                  |                            |                                    |                        |               |
| AV, 2.0L, 4cyl, 68 kW DCPM                                | Electricity + Gasoline<br>Gasoline         | 103 MPGe ([33kWh + 0 gal]/100 mi)†<br>42 / 43 / 40 | 26<br>584        | 610                        | 2.6                                | \$750                  | 10            |
| <b>HONDA</b>                                              |                                            |                                                    |                  |                            |                                    |                        |               |
| <b>Clarity Plug-in Hybrid<sup>2</sup></b>                 |                                            |                                                    |                  |                            |                                    |                        |               |
| CVT, 1.5L, 4cyl, 135 kW AC PMSM                           | NA<br>NA                                   | NA<br>NA                                           | NA<br>NA         | NA                         | NA                                 | NA                     | NA            |
| <b>HYUNDAI</b>                                            |                                            |                                                    |                  |                            |                                    |                        |               |
| <b>Ioniq Plug-in Hybrid</b>                               |                                            |                                                    |                  |                            |                                    |                        |               |
| AM-6, 1.6L, 4cyl, 32kW IPMSM                              | Electricity + Gasoline<br>Gasoline         | 119 MPGe ([28kWh + 0 gal]/100 mi)†<br>52 / 53 / 52 | 29<br>597        | 630                        | 2.3                                | \$600                  | 10            |
| <b>Sonata Plug-in Hybrid</b>                              |                                            |                                                    |                  |                            |                                    |                        |               |
| AM-6, 2.0L, 4cyl, 50 kW IPMSM                             | Electricity + Gasoline<br>Gasoline         | 99 MPGe ([34kWh + 0 gal]/100 mi)†<br>39 / 37 / 42  | 28<br>575        | 600                        | 2.7                                | \$750                  | 10            |
| <b>KIA</b>                                                |                                            |                                                    |                  |                            |                                    |                        |               |
| <b>Optima Plug-in Hybrid</b>                              |                                            |                                                    |                  |                            |                                    |                        |               |
| AM-6, 2.0L, 4cyl, 50kW IPMSM                              | Electricity + Gasoline<br>Gasoline         | 103 MPGe ([33kWh + 0 gal]/100 mi)†<br>40 / 38 / 43 | 29<br>582        | 610                        | 2.7                                | \$750                  | 10            |
| <b>MINI</b>                                               |                                            |                                                    |                  |                            |                                    |                        |               |
| <b>Cooper SE Countryman All4</b>                          |                                            |                                                    |                  |                            |                                    |                        |               |
| A-S6, 1.5L, 3cyl, 65 kW AC Induction                      | Electricity + Gasoline<br>Premium Gasoline | 65 MPGe ([51kWh + 0 gal]/100 mi)†<br>27 / 28 / 27  | 12<br>261        | 270                        | 3                                  | \$1,450                | 9             |
| <b>TOYOTA</b>                                             |                                            |                                                    |                  |                            |                                    |                        |               |
| <b>Prius Prime</b>                                        |                                            |                                                    |                  |                            |                                    |                        |               |
| AV, 1.8L, 4cyl, 53 & 22 kW AC Synchronous                 | NA<br>NA                                   | NA<br>NA                                           | NA<br>NA         | NA                         | NA                                 | NA                     | NA            |
| <b>VOLVO</b>                                              |                                            |                                                    |                  |                            |                                    |                        |               |
| <b>S60 T8 AWD<sup>2</sup></b>                             |                                            |                                                    |                  |                            |                                    |                        |               |
| A-S8, 2.0L, 4cyl, 34 & 65 kW 3-phase Sync                 | NA<br>NA                                   | NA<br>NA                                           | NA<br>NA         | NA                         | NA                                 | NA                     | NA            |
| <b>S90 AWD PHEV</b>                                       |                                            |                                                    |                  |                            |                                    |                        |               |
| A-S8, 2.0L, 4cyl, 34 and 65kW 3-phase Sync.               | Electricity + Gasoline<br>Premium Gasoline | 71 MPGe ([45kWh + 0.1 gal]/100 mi)<br>29 / 26 / 33 | 21<br>468        | 490                        | 3                                  | \$1,250                | 10            |
| <b>LARGE CARS</b>                                         |                                            |                                                    |                  |                            |                                    |                        |               |
| <b>AUDI</b>                                               |                                            |                                                    |                  |                            |                                    |                        |               |
| <b>A8L PHEV</b>                                           |                                            |                                                    |                  |                            |                                    |                        |               |
| S8, 3.0L, 6cyl                                            | NA<br>NA                                   | NA<br>NA                                           | NA<br>NA         | NA                         | NA                                 | NA                     | NA            |
| <b>BMW</b>                                                |                                            |                                                    |                  |                            |                                    |                        |               |
| <b>740e xDrive</b>                                        |                                            |                                                    |                  |                            |                                    |                        |               |
| A-S8, 2.0L, 4cyl, 83kW DCPM                               | Electricity + Gasoline<br>Premium Gasoline | 64 MPGe ([52kWh + 0 gal]/100 mi)†<br>27 / 25 / 29  | 14<br>326        | 340                        | 3                                  | \$1,450                | 9             |
| <b>MERCEDES-BENZ</b>                                      |                                            |                                                    |                  |                            |                                    |                        |               |
| <b>S 560 e<sup>3</sup></b>                                |                                            |                                                    |                  |                            |                                    |                        |               |
| A-9, 3.0L, 6cyl, 90 kW 3-phase PM                         | NA<br>NA                                   | NA<br>NA                                           | NA<br>NA         | NA                         | NA                                 | NA                     | NA            |
| <b>PORSCHE</b>                                            |                                            |                                                    |                  |                            |                                    |                        |               |
| <b>Panamera 4 e-Hybrid</b>                                |                                            |                                                    |                  |                            |                                    |                        |               |
| AMS, 2.9L, 6cyl                                           | NA<br>NA                                   | NA<br>NA                                           | NA<br>NA         | NA                         | NA                                 | NA                     | NA            |

| Manufacturer Model<br>Trans, Eng Size, Cyl<br>Elec. Motor | Fuel | Fuel Economy<br>Combined MPGe | Range<br>(miles) | Total<br>Range*<br>(miles) | Charge<br>Time<br>(hrs @<br>240 V) | Annual<br>Fuel<br>Cost | GHG<br>Rating |
|-----------------------------------------------------------|------|-------------------------------|------------------|----------------------------|------------------------------------|------------------------|---------------|
|                                                           |      | Comb / City / Hwy MPG         |                  |                            |                                    |                        |               |
| <b>Panamera Turbo S e-Hybrid</b>                          |      |                               |                  |                            |                                    |                        |               |
| AMS, 4.0L, 8cyl                                           | NA   | NA                            | NA               | NA                         | NA                                 | NA                     | NA            |
|                                                           | NA   | NA                            | NA               | NA                         |                                    |                        |               |

### SMALL STATION WAGONS

#### KIA

##### Niro Plug-in Hybrid

|                              |                        |                                    |     |     |     |       |    |
|------------------------------|------------------------|------------------------------------|-----|-----|-----|-------|----|
| AM-6, 1.6L, 4cyl, 32kW IPMSM | Electricity + Gasoline | 105 MPGe ([32kWh + 0 gal]/100 mi)† | 26  | 560 | 2.2 | \$700 | 10 |
|                              | Gasoline               | 46 / 48 / 44                       | 530 |     |     |       |    |

### MINIVANS 2WD

#### CHRYSLER

##### Pacifica Hybrid

|                                    |                        |                                   |     |     |   |       |    |
|------------------------------------|------------------------|-----------------------------------|-----|-----|---|-------|----|
| AV, 3.6L, 6cyl, 89 kW AC Induction | Electricity + Gasoline | 82 MPGe ([41kWh + 0 gal]/100 mi)† | 32  | 520 | 2 | \$950 | 10 |
|                                    | Gasoline               | 30 / 29 / 30                      | 487 |     |   |       |    |

### SMALL SPORT UTILITY VEHICLES 4WD

#### AUDI

##### Q5 e-tron

|                |    |    |    |    |    |    |    |
|----------------|----|----|----|----|----|----|----|
| S8, 2.0L, 4cyl | NA | NA | NA | NA | NA | NA | NA |
|                | NA | NA | NA | NA |    |    |    |

#### MERCEDES-BENZ

##### GLC350e 4matic

|                             |                        |                                   |     |     |     |         |   |
|-----------------------------|------------------------|-----------------------------------|-----|-----|-----|---------|---|
| A-7, 2.0L, 4cyl, 85 kW DCPM | Electricity + Gasoline | 56 MPGe ([59kWh + 0 gal]/100 mi)† | 10  | 350 | 1.9 | \$1,600 | 9 |
|                             | Premium Gasoline       | 25 / 24 / 27                      | 336 |     |     |         |   |

#### MITSUBISHI

##### Outlander PHEV

|                             |                        |                                   |     |     |     |         |    |
|-----------------------------|------------------------|-----------------------------------|-----|-----|-----|---------|----|
| A-1, 2.0L, 4cyl, 60 kW DCPM | Electricity + Gasoline | 74 MPGe ([45kWh + 0 gal]/100 mi)† | 22  | 310 | 3.5 | \$1,150 | 10 |
|                             | Gasoline               | 25 / 25 / 26                      | 288 |     |     |         |    |

#### SUBARU

##### Crosstrek Hybrid AWD

|                                    |                        |                                   |     |     |   |       |    |
|------------------------------------|------------------------|-----------------------------------|-----|-----|---|-------|----|
| AV, 2.0L, 4cyl, 88 kW AC Induction | Electricity + Gasoline | 90 MPGe ([38kWh + 0 gal]/100 mi)† | 17  | 480 | 2 | \$900 | 10 |
|                                    | Gasoline               | 35 / 36 / 35                      | 464 |     |   |       |    |

#### VOLVO

##### XC60 AWD PHEV

|                                             |                        |                                    |     |     |   |         |   |
|---------------------------------------------|------------------------|------------------------------------|-----|-----|---|---------|---|
| A-S8, 2.0L, 4cyl, 34 and 65kW 3-phase Sync. | Electricity + Gasoline | 58 MPGe ([55kWh + 0.1 gal]/100 mi) | 17  | 500 | 3 | \$1,500 | 9 |
|                                             | Premium Gasoline       | 26 / 25 / 28                       | 484 |     |   |         |   |

### STANDARD SPORT UTILITY VEHICLES 4WD

#### BENTLEY

##### Bentayga PHEV

|                |    |    |    |    |    |    |    |
|----------------|----|----|----|----|----|----|----|
| S8, 3.0L, 6cyl | NA | NA | NA | NA | NA | NA | NA |
|                | NA | NA | NA | NA |    |    |    |

#### LAND ROVER

##### Range Rover<sup>3</sup>

|                               |    |    |    |    |    |    |    |
|-------------------------------|----|----|----|----|----|----|----|
| A-S8, 2.0L, 4cyl, 105 kW PMSM | NA | NA | NA | NA | NA | NA | NA |
|                               | NA | NA | NA | NA |    |    |    |



| Manufacturer Model<br>Trans, Eng Size, Cyl<br>Elec. Motor | Fuel                   | Fuel Economy<br>Combined MPGe      | Range<br>(miles) | Total<br>Range*<br>(miles) | Charge<br>Time<br>(hrs @<br>240 V) | Annual<br>Fuel<br>Cost | GHG<br>Rating |
|-----------------------------------------------------------|------------------------|------------------------------------|------------------|----------------------------|------------------------------------|------------------------|---------------|
|                                                           |                        | Comb / City / Hwy MPG              |                  |                            |                                    |                        |               |
| <b>Range Rover Sport<sup>3</sup></b>                      |                        |                                    |                  |                            |                                    |                        |               |
| A-S8, 2.0L, 4cyl, 105 kW PMSM                             | NA                     | NA                                 | NA               | NA                         | NA                                 | NA                     | NA            |
|                                                           | NA                     | NA                                 | NA               |                            |                                    |                        |               |
| <b>PORSCHE</b>                                            |                        |                                    |                  |                            |                                    |                        |               |
| <b>Cayenne e-Hybrid</b>                                   |                        |                                    |                  |                            |                                    |                        |               |
| SA, 3.0L, 6cyl                                            | NA                     | NA                                 | NA               | NA                         | NA                                 | NA                     | NA            |
|                                                           | NA                     | NA                                 | NA               |                            |                                    |                        |               |
| <b>VOLVO</b>                                              |                        |                                    |                  |                            |                                    |                        |               |
| <b>XC90 AWD PHEV</b>                                      |                        |                                    |                  |                            |                                    |                        |               |
| A-S8, 2.0L, 4cyl, 34 and 65kW 3-phase Sync.               | Electricity + Gasoline | 58 MPGe ([55kWh + 0.1 gal]/100 mi) | 17               | 490                        | 3                                  | \$1,550                | 9             |
|                                                           | Premium Gasoline       | 25 / 24 / 27                       | 470              |                            |                                    |                        |               |

**NOTES AND ABBREVIATIONS:**

\*.....Total range includes operation on both electricity and gasoline and is rounded to the nearest 10 miles.  
†.....This vehicle did not use any gasoline for charge-depleting (electric) operation during EPA city and highway tests. However, depending on how you drive the vehicle, you may use both gasoline and electricity during charge-depleting operation following a full charge.  
AC.....Alternating current induction motor  
BPM.....Brushless permanent magnet

DCPM.....Direct current permanent magnet motor  
NA.....Not available  
PM.....Permanent magnet  
PMSM.....Permanent magnet synchronous motor  
Sync.....Synchronous  
1.....Available for sale or lease nationwide in late 2018 / early 2019  
2.....Available for sale nationwide in late 2018  
3.....Available for sale or lease nationwide in February 2019

## HYBRID-ELECTRIC VEHICLES

Hybrids combine the best features of the internal combustion engine with an electric motor and can significantly improve fuel economy. They are primarily propelled by an internal combustion engine, just like conventional vehicles. However, they also use regenerative braking to convert energy normally wasted during coasting and braking into electricity. The recovered electricity is stored in a battery until needed by the electric motor. The electric motor assists the engine when accelerating or hill climbing and at low speeds, where internal combustion engines are least efficient.

| Manufacturer Model Configuration (trans, eng size, cyl) | MPG  |          | Annual Fuel Cost | GHG Rating | Battery Type |
|---------------------------------------------------------|------|----------|------------------|------------|--------------|
|                                                         | Comb | City/Hwy |                  |            |              |
| <b>TWO-SEATER CARS</b>                                  |      |          |                  |            |              |
| <b>ACURA</b>                                            |      |          |                  |            |              |
| <b>NSX Hybrid</b>                                       |      |          |                  |            |              |
| AM-S9, 3.5L, 6cyl                                       | 21   | 21/22    | \$2,150          | 4          | 260V Li-Ion  |
| <b>SUBCOMPACT CARS</b>                                  |      |          |                  |            |              |
| <b>LEXUS</b>                                            |      |          |                  |            |              |
| <b>LC 500h</b>                                          |      |          |                  |            |              |
| AV-S10, 3.5L, 6cyl                                      | 30   | 27/35    | \$1,500          | 7          | 311V Li-Ion  |
| <b>MERCEDES-BENZ</b>                                    |      |          |                  |            |              |
| <b>AMG E53 4matic Plus Convertible</b>                  |      |          |                  |            |              |
| A-9, 3.0L, 6cyl                                         | 23   | 20/26    | \$2,000          | 5          | 48V Li-Ion   |
| <b>AMG E53 4matic Plus Coupe</b>                        |      |          |                  |            |              |
| A-9, 3.0L, 6cyl                                         | 23   | 21/28    | \$2,000          | 5          | 48V Li-Ion   |
| <b>COMPACT CARS</b>                                     |      |          |                  |            |              |
| <b>LEXUS</b>                                            |      |          |                  |            |              |
| <b>UX 250h</b>                                          |      |          |                  |            |              |
| AV-S6, 2.0L, 4cyl                                       | NA   | NA       | NA               | NA         | 216V Ni-MH   |
| <b>UX 250h AWD</b>                                      |      |          |                  |            |              |
| AV-S6, 2.0L, 4cyl                                       | NA   | NA       | NA               | NA         | 216V Ni-MH   |
| <b>MERCEDES-BENZ</b>                                    |      |          |                  |            |              |
| <b>AMG CLS53 4matic Plus</b>                            |      |          |                  |            |              |
| A-9, 3.0L, 6cyl                                         | 23   | 21/27    | \$2,000          | 5          | 48V Li-Ion   |
| <b>AMG GT 53 4MATIC</b>                                 |      |          |                  |            |              |
| A-9, 3.0L, 6cyl                                         | NA   | NA       | NA               | NA         | Li-Ion       |
| <b>CLS450</b>                                           |      |          |                  |            |              |
| A-9, 3.0L, 6cyl                                         | 26   | 24/31    | \$1,750          | 5          | 48V Li-Ion   |
| <b>CLS450 4matic</b>                                    |      |          |                  |            |              |
| A-9, 3.0L, 6cyl                                         | 26   | 23/30    | \$1,750          | 5          | 48V Li-Ion   |
| <b>TOYOTA</b>                                           |      |          |                  |            |              |
| <b>Prius c</b>                                          |      |          |                  |            |              |
| AV, 1.5L, 4cyl                                          | 46   | 48/43    | \$750            | 10         | 144V Ni-MH   |
| <b>MIDSIZE CARS</b>                                     |      |          |                  |            |              |
| <b>ACURA</b>                                            |      |          |                  |            |              |
| <b>RLX Hybrid</b>                                       |      |          |                  |            |              |
| AM-S7, 3.5L, 6cyl                                       | 28   | 28/29    | \$1,600          | 6          | 259V Li-Ion  |
| <b>AUDI</b>                                             |      |          |                  |            |              |
| <b>A6</b>                                               |      |          |                  |            |              |
| S8, 2.0L, 4cyl                                          | NA   | NA       | NA               | NA         | NA           |
| <b>A6 quattro</b>                                       |      |          |                  |            |              |
| AM-S7, 3.0L, 6cyl                                       | 25   | 22/29    | \$1,800          | 5          | 48V Li-Ion   |
| <b>A7 quattro</b>                                       |      |          |                  |            |              |
| AM-S7, 3.0L, 6cyl                                       | 25   | 22/29    | \$1,800          | 5          | 48V Li-Ion   |
| <b>S6</b>                                               |      |          |                  |            |              |
| S8, 3.0L, 6cyl                                          | NA   | NA       | NA               | NA         | NA           |
| <b>S7</b>                                               |      |          |                  |            |              |
| S8, 3.0L, 6cyl                                          | NA   | NA       | NA               | NA         | NA           |

**Note: Unlike plug-in hybrids, conventional hybrids cannot be plugged into an external source of electricity to be recharged or run on electricity for any substantial distance. Instead, gasoline and regenerative braking provide all of the vehicle's energy.**

Annual fuel cost is estimated assuming 15,000 miles of travel each year (55% city and 45% highway) and a fuel cost of \$2.37 per gallon for regular unleaded gasoline or \$3.03 for premium gasoline.

| Manufacturer Model Configuration (trans, eng size, cyl) | MPG  |          | Annual Fuel Cost | GHG Rating | Battery Type |
|---------------------------------------------------------|------|----------|------------------|------------|--------------|
|                                                         | Comb | City/Hwy |                  |            |              |
| <b>S8</b>                                               |      |          |                  |            |              |
| S8, 4.0L, 6cyl                                          | NA   | NA       | NA               | NA         | NA           |
| <b>BUICK</b>                                            |      |          |                  |            |              |
| <b>LaCrosse eAssist</b>                                 |      |          |                  |            |              |
| A-S6, 2.5L, 4cyl                                        | 29   | 25/35    | \$1,250          | 6          | 86V Li-Ion   |
| <b>CHEVROLET</b>                                        |      |          |                  |            |              |
| <b>Malibu Hybrid</b>                                    |      |          |                  |            |              |
| AV, 1.8L, 4cyl                                          | 46   | 49/43    | \$750            | 10         | 300V Li-Ion  |
| <b>FORD</b>                                             |      |          |                  |            |              |
| <b>Fusion Hybrid FWD</b>                                |      |          |                  |            |              |
| AV, 2.0L, 4cyl                                          | 42   | 43/41    | \$850            | 9          | 280V Li-Ion  |
| <b>Fusion Hybrid Taxi</b>                               |      |          |                  |            |              |
| AV, 2.0L, 4cyl                                          | 41   | 43/40    | \$850            | 9          | 280V Li-Ion  |
| <b>HONDA</b>                                            |      |          |                  |            |              |
| <b>Insight</b>                                          |      |          |                  |            |              |
| AV, 1.5L, 4cyl                                          | 52   | 55/49    | \$700            | 10         | 222V Li-Ion  |
| <b>Insight Touring</b>                                  |      |          |                  |            |              |
| AV, 1.5L, 4cyl                                          | 48   | 51/45    | \$750            | 10         | 222V Li-Ion  |
| <b>HYUNDAI</b>                                          |      |          |                  |            |              |
| <b>Sonata Hybrid</b>                                    |      |          |                  |            |              |
| AM-6, 2.0L, 4cyl                                        | 41   | 39/44    | \$850            | 9          | 270V Li-Ion  |
| <b>Sonata Hybrid SE</b>                                 |      |          |                  |            |              |
| AM-6, 2.0L, 4cyl                                        | 42   | 40/46    | \$850            | 9          | 270V Li-Ion  |
| <b>KIA</b>                                              |      |          |                  |            |              |
| <b>Optima Hybrid</b>                                    |      |          |                  |            |              |
| AM-6, 2.0L, 4cyl                                        | 41   | 39/45    | \$850            | 9          | 270V Li-Ion  |
| <b>LEXUS</b>                                            |      |          |                  |            |              |
| <b>ES 300h</b>                                          |      |          |                  |            |              |
| AV-S6, 2.5L, 4cyl                                       | 44   | 43/45    | \$800            | 10         | 245V Ni-MH   |
| <b>LS 500h</b>                                          |      |          |                  |            |              |
| AV-S10, 3.5L, 6cyl                                      | 28   | 25/33    | \$1,600          | 6          | 311V Li-Ion  |
| <b>LS 500h AWD</b>                                      |      |          |                  |            |              |
| AV-S10, 3.5L, 6cyl                                      | 26   | 23/31    | \$1,750          | 5          | 311V Li-Ion  |
| <b>LINCOLN</b>                                          |      |          |                  |            |              |
| <b>MKZ Hybrid FWD</b>                                   |      |          |                  |            |              |
| AV, 2.0L, 4cyl                                          | 41   | 42/39    | \$850            | 9          | 280V Li-Ion  |
| <b>MERCEDES-BENZ</b>                                    |      |          |                  |            |              |
| <b>AMG E53 4matic Plus</b>                              |      |          |                  |            |              |
| A-9, 3.0L, 6cyl                                         | 24   | 21/28    | \$1,900          | 5          | 48V Li-Ion   |
| <b>TOYOTA</b>                                           |      |          |                  |            |              |
| <b>Avalon Hybrid</b>                                    |      |          |                  |            |              |
| AV-S6, 2.5L, 4cyl                                       | 43   | 43/43    | \$850            | 9          | 245V Ni-MH   |
| <b>Avalon Hybrid XLE</b>                                |      |          |                  |            |              |
| AV-S6, 2.5L, 4cyl                                       | 44   | 43/44    | \$800            | 10         | 245V Ni-MH   |
| <b>Camry Hybrid LE</b>                                  |      |          |                  |            |              |
| AV-S6, 2.5L, 4cyl                                       | 52   | 51/53    | \$700            | 10         | 259V Li-Ion  |
| <b>Camry Hybrid XLE/SE</b>                              |      |          |                  |            |              |
| AV-S6, 2.5L, 4cyl                                       | 46   | 44/47    | \$750            | 10         | 245V Ni-MH   |

| Manufacturer Model Configuration<br>(trans, eng size, cyl) | MPG  |          | Annual Fuel Cost | GHG Rating | Battery Type |
|------------------------------------------------------------|------|----------|------------------|------------|--------------|
|                                                            | Comb | City/Hwy |                  |            |              |
| <b>Prius</b>                                               |      |          |                  |            |              |
| AV, 1.8L, 4cyl                                             | NA   | NA       | NA               | NA         | 207V Li-Ion  |
| <b>Prius AWD</b>                                           |      |          |                  |            |              |
| AV, 1.8L, 4cyl                                             | NA   | NA       | NA               | NA         | 202V Li-Ion  |
| <b>Prius Eco</b>                                           |      |          |                  |            |              |
| AV, 1.8L, 4cyl                                             | NA   | NA       | NA               | NA         | 207V Li-Ion  |

### LARGE CARS

#### AUDI

##### A8 L

|                  |    |       |         |   |            |
|------------------|----|-------|---------|---|------------|
| A-S8, 3.0L, 6cyl | 22 | 19/27 | \$2,050 | 4 | 48V Li-Ion |
|------------------|----|-------|---------|---|------------|

##### A8L

|                |    |    |    |    |    |
|----------------|----|----|----|----|----|
| S8, 4.0L, 8cyl | NA | NA | NA | NA | NA |
|----------------|----|----|----|----|----|

#### HONDA

##### Accord Hybrid

|                |    |       |       |    |             |
|----------------|----|-------|-------|----|-------------|
| AV, 2.0L, 4cyl | 48 | 48/48 | \$750 | 10 | 259V Li-Ion |
|----------------|----|-------|-------|----|-------------|

|                 |    |    |    |    |             |
|-----------------|----|----|----|----|-------------|
| CVT, 2.0L, 4cyl | NA | NA | NA | NA | 259V Li-Ion |
|-----------------|----|----|----|----|-------------|

#### HYUNDAI

##### Ioniq

|                  |    |       |       |    |             |
|------------------|----|-------|-------|----|-------------|
| AM-6, 1.6L, 4cyl | 55 | 55/54 | \$650 | 10 | 240V Li-Ion |
|------------------|----|-------|-------|----|-------------|

##### Ioniq Blue

|                  |    |       |       |    |             |
|------------------|----|-------|-------|----|-------------|
| AM-6, 1.6L, 4cyl | 58 | 57/59 | \$600 | 10 | 240V Li-Ion |
|------------------|----|-------|-------|----|-------------|

### SMALL STATION WAGONS

#### KIA

##### Niro

|                  |    |       |       |    |             |
|------------------|----|-------|-------|----|-------------|
| AM-6, 1.6L, 4cyl | 49 | 51/46 | \$750 | 10 | 240V Li-Ion |
|------------------|----|-------|-------|----|-------------|

##### Niro FE

|                  |    |       |       |    |             |
|------------------|----|-------|-------|----|-------------|
| AM-6, 1.6L, 4cyl | 50 | 52/49 | \$700 | 10 | 240V Li-Ion |
|------------------|----|-------|-------|----|-------------|

##### Niro Touring

|                  |    |       |       |   |             |
|------------------|----|-------|-------|---|-------------|
| AM-6, 1.6L, 4cyl | 43 | 46/40 | \$850 | 9 | 240V Li-Ion |
|------------------|----|-------|-------|---|-------------|

#### MERCEDES-BENZ

##### AMG E 53 4MATIC (Station Wagon)

|                 |    |    |    |    |        |
|-----------------|----|----|----|----|--------|
| A-9, 3.0L, 6cyl | NA | NA | NA | NA | Li-Ion |
|-----------------|----|----|----|----|--------|

### STANDARD PICKUP TRUCKS 2WD

#### RAM

##### 1500 2WD

|                 |    |       |         |   |            |
|-----------------|----|-------|---------|---|------------|
| A-8, 3.6L, 6cyl | 22 | 20/25 | \$1,600 | 4 | 48V Li-Ion |
|-----------------|----|-------|---------|---|------------|

|                 |    |       |         |   |            |
|-----------------|----|-------|---------|---|------------|
| A-8, 5.7L, 8cyl | 19 | 17/23 | \$2,200 | 3 | 48V Li-Ion |
|-----------------|----|-------|---------|---|------------|

### STANDARD PICKUP TRUCKS 4WD

#### RAM

##### 1500 4WD

|                 |    |       |         |   |            |
|-----------------|----|-------|---------|---|------------|
| A-8, 3.6L, 6cyl | 21 | 19/24 | \$1,700 | 4 | 48V Li-Ion |
|-----------------|----|-------|---------|---|------------|

|                 |    |       |         |   |            |
|-----------------|----|-------|---------|---|------------|
| A-8, 5.7L, 8cyl | 19 | 17/22 | \$2,200 | 3 | 48V Li-Ion |
|-----------------|----|-------|---------|---|------------|

| Manufacturer Model Configuration<br>(trans, eng size, cyl) | MPG  |          | Annual Fuel Cost | GHG Rating | Battery Type |
|------------------------------------------------------------|------|----------|------------------|------------|--------------|
|                                                            | Comb | City/Hwy |                  |            |              |

### SMALL SPORT UTILITY VEHICLES 2WD

#### NISSAN

##### Rogue Hybrid FWD

|                   |    |       |         |   |             |
|-------------------|----|-------|---------|---|-------------|
| AV-S7, 2.0L, 4cyl | 34 | 33/35 | \$1,050 | 8 | 202V Li-Ion |
|-------------------|----|-------|---------|---|-------------|

### SMALL SPORT UTILITY VEHICLES 4WD

#### ACURA

##### MDX Hybrid AWD

|                   |    |       |         |   |             |
|-------------------|----|-------|---------|---|-------------|
| AM-S7, 3.0L, 6cyl | 27 | 26/27 | \$1,700 | 6 | 259V Li-Ion |
|-------------------|----|-------|---------|---|-------------|

#### JEEP

##### Wrangler 4WD

|                 |    |       |         |   |            |
|-----------------|----|-------|---------|---|------------|
| A-8, 2.0L, 4cyl | 24 | 23/25 | \$1,900 | 5 | 48V Li-Ion |
|-----------------|----|-------|---------|---|------------|

##### Wrangler Unlimited 4WD

|                 |    |       |         |   |            |
|-----------------|----|-------|---------|---|------------|
| A-8, 2.0L, 4cyl | 22 | 22/24 | \$2,050 | 4 | 48V Li-Ion |
|-----------------|----|-------|---------|---|------------|

#### LEXUS

##### NX 300h AWD

|                   |    |       |         |   |            |
|-------------------|----|-------|---------|---|------------|
| AV-S6, 2.5L, 4cyl | 31 | 33/30 | \$1,150 | 7 | 245V Ni-MH |
|-------------------|----|-------|---------|---|------------|

#### NISSAN

##### Rogue Hybrid AWD

|                   |    |       |         |   |             |
|-------------------|----|-------|---------|---|-------------|
| AV-S7, 2.0L, 4cyl | 33 | 31/34 | \$1,100 | 8 | 202V Li-Ion |
|-------------------|----|-------|---------|---|-------------|

#### TOYOTA

##### RAV4 Hybrid AWD

|                   |    |    |    |    |            |
|-------------------|----|----|----|----|------------|
| AV-S6, 2.5L, 4cyl | NA | NA | NA | NA | 245V Ni-MH |
|-------------------|----|----|----|----|------------|

### STANDARD SPORT UTILITY VEHICLES 4WD

#### AUDI

##### Q8

|                  |    |       |         |   |            |
|------------------|----|-------|---------|---|------------|
| A-S8, 3.0L, 6cyl | 19 | 17/22 | \$2,400 | 3 | 48V Li-Ion |
|------------------|----|-------|---------|---|------------|

#### LEXUS

##### RX 450h AWD

|                   |    |       |         |   |            |
|-------------------|----|-------|---------|---|------------|
| AV-S6, 3.5L, 6cyl | 30 | 31/28 | \$1,500 | 7 | 288V Ni-MH |
|-------------------|----|-------|---------|---|------------|

##### RX 450h L AWD

|                   |    |       |         |   |            |
|-------------------|----|-------|---------|---|------------|
| AV-S6, 3.5L, 6cyl | 29 | 29/28 | \$1,550 | 6 | 288V Ni-MH |
|-------------------|----|-------|---------|---|------------|

#### TOYOTA

##### Highlander Hybrid AWD

|                   |    |       |         |   |            |
|-------------------|----|-------|---------|---|------------|
| AV-S6, 3.5L, 6cyl | 28 | 29/27 | \$1,250 | 6 | 288V Ni-MH |
|-------------------|----|-------|---------|---|------------|

##### Highlander Hybrid AWD LE Plus

|                   |    |       |         |   |            |
|-------------------|----|-------|---------|---|------------|
| AV-S6, 3.5L, 6cyl | 29 | 30/28 | \$1,250 | 6 | 288V Ni-MH |
|-------------------|----|-------|---------|---|------------|

## ETHANOL FLEXIBLE FUEL VEHICLES

Ethanol flexible fuel vehicles (FFVs) are designed by the original manufacturer to operate on gasoline, E85, or any mixture of the two fuels. Annual fuel cost is estimated assuming 15,000 miles of travel each year (55% city and 45% highway) and an average fuel cost of \$2.35 per gallon for E85, \$2.37 per gallon for regular unleaded gasoline, and \$3.03 per gallon for premium unleaded gasoline. The price of ethanol is highly variable from region to region; it is typically lower in the Midwestern United States and higher in other areas. Also, the ethanol content of E85 can range from 51% to 83% and typically varies seasonally. Therefore,

| Manufacturer Model Configuration (trans, eng size, cyl) | MPG  |          | Annual Fuel Cost | GHG Rating | Fuel | Driving Range (miles) |
|---------------------------------------------------------|------|----------|------------------|------------|------|-----------------------|
|                                                         | Comb | City/Hwy |                  |            |      |                       |

### COMPACT CARS

#### MERCEDES-BENZ

##### CLA250 4matic

|                  |    |       |         |   |     |     |
|------------------|----|-------|---------|---|-----|-----|
| AM-7, 2.0L, 4cyl | 27 | 24/32 | \$1,700 | 6 | PR  | 400 |
|                  | 20 | 17/24 | \$1,750 | 6 | E85 | 300 |

### LARGE CARS

#### CHEVROLET

##### Impala

|                  |    |       |         |   |     |     |
|------------------|----|-------|---------|---|-----|-----|
| A-S6, 3.6L, 6cyl | 22 | 18/28 | \$1,600 | 4 | Gas | 409 |
|                  | 16 | 14/20 | \$2,200 | 5 | E85 | 298 |

#### CHRYSLER

##### 300

|                 |    |       |         |   |     |     |
|-----------------|----|-------|---------|---|-----|-----|
| A-8, 3.6L, 6cyl | 23 | 19/30 | \$1,550 | 5 | Gas | 426 |
|                 | 17 | 14/22 | \$2,050 | 5 | E85 | 314 |

##### 300 AWD

|                 |    |       |         |   |     |     |
|-----------------|----|-------|---------|---|-----|-----|
| A-8, 3.6L, 6cyl | 21 | 18/27 | \$1,700 | 4 | Gas | 388 |
|                 | 16 | 13/20 | \$2,200 | 4 | E85 | 296 |

#### DODGE

##### Charger

|                 |    |       |         |   |     |     |
|-----------------|----|-------|---------|---|-----|-----|
| A-8, 3.6L, 6cyl | 23 | 19/30 | \$1,550 | 5 | Gas | 426 |
|                 | 17 | 14/22 | \$2,050 | 5 | E85 | 314 |

#### FORD

##### Taurus AWD FFV

|                  |    |       |         |   |     |     |
|------------------|----|-------|---------|---|-----|-----|
| A-S6, 3.5L, 6cyl | 19 | 17/24 | \$1,850 | 3 | Gas | 361 |
|                  | 15 | 13/18 | \$2,350 | 4 | E85 | 285 |

##### Taurus FWD FFV

|                  |    |       |         |   |     |     |
|------------------|----|-------|---------|---|-----|-----|
| A-S6, 3.5L, 6cyl | 21 | 18/26 | \$1,700 | 4 | Gas | 399 |
|                  | 15 | 13/19 | \$2,350 | 4 | E85 | 285 |

### SMALL PICKUP TRUCKS 2WD

#### NISSAN

##### Frontier 2WD FFV

|                 |    |       |         |   |     |     |
|-----------------|----|-------|---------|---|-----|-----|
| A-5, 4.0L, 6cyl | 18 | 16/22 | \$2,000 | 3 | Gas | 380 |
|                 | 13 | 11/16 | \$2,700 | 3 | E85 | 270 |

### SMALL PICKUP TRUCKS 4WD

#### NISSAN

##### Frontier 4WD FFV

|                 |    |       |         |   |     |     |
|-----------------|----|-------|---------|---|-----|-----|
| A-5, 4.0L, 6cyl | 17 | 15/21 | \$2,100 | 3 | Gas | 360 |
|                 | 12 | 11/14 | \$2,950 | 3 | E85 | 250 |

### STANDARD PICKUP TRUCKS 2WD

#### CHEVROLET

##### Silverado C10 2WD

|                 |    |       |         |   |     |         |
|-----------------|----|-------|---------|---|-----|---------|
| A-6, 5.3L, 8cyl | 17 | 15/20 | \$2,100 | 3 | Gas | 408/481 |
|                 | 13 | 11/15 | \$2,700 | 3 | E85 | 312/368 |

actual consumer experience may differ significantly from the annual fuel cost estimates presented here, which are based on fuel economy tests using E85.

Fuel economy and driving range values are shown for both gasoline and E85. When operating your FFV on mixtures of gasoline and E85, such as when alternating between using these fuels, your driving range and fuel economy values will likely be somewhere between those listed for the two fuels, depending on the actual percentages of gasoline and E85 in the tank.

| Manufacturer Model Configuration (trans, eng size, cyl) | MPG  |          | Annual Fuel Cost | GHG Rating | Fuel | Driving Range (miles) |
|---------------------------------------------------------|------|----------|------------------|------------|------|-----------------------|
|                                                         | Comb | City/Hwy |                  |            |      |                       |

#### FORD

##### F150 2WD FFV BASE PAYLOAD LT

|                   |    |       |         |   |     |         |
|-------------------|----|-------|---------|---|-----|---------|
| A-S6, 3.3L, 6cyl  | 21 | 19/24 | \$1,700 | 4 | Gas | 502/567 |
|                   | 16 | 14/19 | \$2,200 | 4 | E85 | 382/432 |
| A-S10, 5.0L, 8cyl | 18 | 16/21 | \$2,000 | 3 | Gas | 430/486 |
|                   | 13 | 12/17 | \$2,700 | 3 | E85 | 311/351 |

##### F150 5.0L 2WD FFV GVWR>7599 LBS

|                   |    |       |         |   |     |         |
|-------------------|----|-------|---------|---|-----|---------|
| A-S10, 5.0L, 8cyl | 17 | 15/20 | \$2,100 | 3 | Gas | 406/459 |
|                   | 13 | 12/17 | \$2,700 | 3 | E85 | 311/351 |

##### F150 Pickup 2WD FFV

|                   |    |       |         |   |     |         |
|-------------------|----|-------|---------|---|-----|---------|
| A-S6, 3.3L, 6cyl  | 22 | 19/25 | \$1,600 | 4 | Gas | 526/594 |
|                   | 16 | 14/19 | \$2,200 | 4 | E85 | 382/432 |
| A-S10, 5.0L, 8cyl | 19 | 17/23 | \$1,850 | 3 | Gas | 454/513 |
|                   | 13 | 12/17 | \$2,700 | 3 | E85 | 311/351 |

#### GMC

##### Sierra C10 2WD

|                 |    |       |         |   |     |         |
|-----------------|----|-------|---------|---|-----|---------|
| A-6, 5.3L, 8cyl | 17 | 15/20 | \$2,100 | 3 | Gas | 408/481 |
|                 | 13 | 11/15 | \$2,700 | 3 | E85 | 312/368 |

#### RAM

##### 1500 Classic 2WD

|                 |    |       |         |   |     |         |
|-----------------|----|-------|---------|---|-----|---------|
| A-8, 3.6L, 6cyl | 20 | 17/25 | \$1,800 | 4 | Gas | 520/640 |
|                 | 14 | 12/17 | \$2,500 | 4 | E85 | 364/448 |

### STANDARD PICKUP TRUCKS 4WD

#### CHEVROLET

##### Silverado K10 4WD

|                 |    |       |         |   |     |         |
|-----------------|----|-------|---------|---|-----|---------|
| A-6, 5.3L, 8cyl | 16 | 15/19 | \$2,200 | 2 | Gas | 384/453 |
|                 | 12 | 11/14 | \$2,950 | 3 | E85 | 288/340 |

#### FORD

##### F150 4WD FFV BASE PAYLOAD LT

|                   |    |       |         |   |     |         |
|-------------------|----|-------|---------|---|-----|---------|
| A-S6, 3.3L, 6cyl  | 19 | 17/22 | \$1,850 | 3 | Gas | 454/513 |
|                   | 15 | 13/17 | \$2,350 | 4 | E85 | 358/405 |
| A-S10, 5.0L, 8cyl | 17 | 15/20 | \$2,100 | 3 | Gas | 406/459 |
|                   | 13 | 12/15 | \$2,700 | 3 | E85 | 311/351 |

##### F150 5.0L 4WD FFV GVWR>7599 LBS

|                   |    |       |         |   |     |         |
|-------------------|----|-------|---------|---|-----|---------|
| A-S10, 5.0L, 8cyl | 16 | 14/19 | \$2,200 | 2 | Gas | 382/432 |
|                   | 12 | 11/14 | \$2,950 | 3 | E85 | 287/324 |

##### F150 Pickup 4WD FFV

|                   |    |       |         |   |     |         |
|-------------------|----|-------|---------|---|-----|---------|
| A-S6, 3.3L, 6cyl  | 20 | 18/23 | \$1,800 | 4 | Gas | 478/540 |
|                   | 15 | 13/17 | \$2,350 | 4 | E85 | 358/405 |
| A-S10, 5.0L, 8cyl | 18 | 16/22 | \$2,000 | 3 | Gas | 430/486 |
|                   | 13 | 12/15 | \$2,700 | 3 | E85 | 311/351 |

#### GMC

##### Sierra K10 4WD

|                 |    |       |         |   |     |         |
|-----------------|----|-------|---------|---|-----|---------|
| A-6, 5.3L, 8cyl | 16 | 15/19 | \$2,200 | 2 | Gas | 384/453 |
|                 | 12 | 11/14 | \$2,950 | 3 | E85 | 288/340 |

| Manufacturer Model Configuration<br>(trans, eng size, cyl) | MPG  |          | Annual Fuel Cost | GHG Rating | Fuel | Driving Range (miles) |
|------------------------------------------------------------|------|----------|------------------|------------|------|-----------------------|
|                                                            | Comb | City/Hwy |                  |            |      |                       |

### RAM

#### 1500 Classic 4WD

|                 |    |       |         |   |     |         |
|-----------------|----|-------|---------|---|-----|---------|
| A-8, 3.6L, 6cyl | 19 | 16/23 | \$1,850 | 3 | Gas | 494/608 |
|                 | 13 | 11/16 | \$2,700 | 3 | E85 | 338/416 |

### TOYOTA

#### Tundra 4WD FFV

|                  |    |       |         |   |     |         |
|------------------|----|-------|---------|---|-----|---------|
| A-S6, 5.7L, 8cyl | 15 | 13/17 | \$2,350 | 2 | Gas | 396/570 |
|                  | 10 | 9/12  | \$3,500 | 1 | E85 | 264/380 |

### VANS, PASSENGER TYPE

### FORD

#### Transit T150 Wagon FFV

|                  |    |       |         |   |     |     |
|------------------|----|-------|---------|---|-----|-----|
| A-S6, 3.7L, 6cyl | 15 | 14/18 | \$2,350 | 2 | Gas | 376 |
|                  | 11 | 10/13 | \$3,200 | 2 | E85 | 276 |

### SPECIAL PURPOSE VEHICLES 2WD

### FORD

#### Transit Connect Van FFV

|                  |    |       |         |   |     |     |
|------------------|----|-------|---------|---|-----|-----|
| A-S8, 2.0L, 4cyl | 25 | 24/27 | \$1,400 | 5 | Gas | 395 |
|                  | 19 | 18/20 | \$1,850 | 5 | E85 | 300 |

#### Transit Connect Wagon LWB FFV

|                  |    |       |         |   |     |     |
|------------------|----|-------|---------|---|-----|-----|
| A-S8, 2.0L, 4cyl | 26 | 24/29 | \$1,350 | 5 | Gas | 411 |
|                  | 19 | 17/21 | \$1,850 | 6 | E85 | 300 |

### MINIVANS 2WD

### DODGE

#### Grand Caravan

|                 |    |       |         |   |     |     |
|-----------------|----|-------|---------|---|-----|-----|
| A-6, 3.6L, 6cyl | 20 | 17/25 | \$1,800 | 4 | Gas | 400 |
|                 | 14 | 12/18 | \$2,500 | 4 | E85 | 280 |

### SMALL SPORT UTILITY VEHICLES 2WD

### FORD

#### Escape FWD FFV

|                  |    |       |         |   |     |     |
|------------------|----|-------|---------|---|-----|-----|
| A-S6, 2.5L, 4cyl | 24 | 21/29 | \$1,500 | 5 | Gas | 389 |
|                  | 18 | 15/22 | \$1,950 | 5 | E85 | 292 |

### SMALL SPORT UTILITY VEHICLES 4WD

### MERCEDES-BENZ

#### GLA250 4matic

|                  |    |       |         |   |     |     |
|------------------|----|-------|---------|---|-----|-----|
| AM-7, 2.0L, 4cyl | 26 | 23/31 | \$1,750 | 5 | PR  | 380 |
|                  | 19 | 17/23 | \$1,850 | 5 | E85 | 280 |

| Manufacturer Model Configuration<br>(trans, eng size, cyl) | MPG  |          | Annual Fuel Cost | GHG Rating | Fuel | Driving Range (miles) |
|------------------------------------------------------------|------|----------|------------------|------------|------|-----------------------|
|                                                            | Comb | City/Hwy |                  |            |      |                       |

### STANDARD SPORT UTILITY VEHICLES 2WD

### CHEVROLET

#### Suburban C1500 2WD

|                 |    |       |         |   |     |     |
|-----------------|----|-------|---------|---|-----|-----|
| A-6, 5.3L, 8cyl | 18 | 15/22 | \$2,000 | 3 | Gas | 572 |
|                 | 13 | 11/17 | \$2,700 | 3 | E85 | 413 |

#### Tahoe C1500 2WD

|                 |    |       |         |   |     |     |
|-----------------|----|-------|---------|---|-----|-----|
| A-6, 5.3L, 8cyl | 18 | 15/22 | \$2,000 | 3 | Gas | 459 |
|                 | 13 | 11/17 | \$2,700 | 3 | E85 | 332 |

### FORD

#### Explorer 2WD FFV

|                  |    |       |         |   |     |     |
|------------------|----|-------|---------|---|-----|-----|
| A-S6, 3.5L, 6cyl | 20 | 17/24 | \$1,800 | 4 | Gas | 372 |
|                  | 15 | 13/18 | \$2,350 | 4 | E85 | 279 |

### GMC

#### Yukon C1500 2WD

|                 |    |       |         |   |     |     |
|-----------------|----|-------|---------|---|-----|-----|
| A-6, 5.3L, 8cyl | 18 | 15/22 | \$2,000 | 3 | Gas | 459 |
|                 | 13 | 11/17 | \$2,700 | 3 | E85 | 332 |

#### Yukon C1500 XL 2WD

|                 |    |       |         |   |     |     |
|-----------------|----|-------|---------|---|-----|-----|
| A-6, 5.3L, 8cyl | 18 | 15/22 | \$2,000 | 3 | Gas | 572 |
|                 | 13 | 11/17 | \$2,700 | 3 | E85 | 413 |

### STANDARD SPORT UTILITY VEHICLES 4WD

### CHEVROLET

#### Suburban K1500 4WD

|                 |    |       |         |   |     |     |
|-----------------|----|-------|---------|---|-----|-----|
| A-6, 5.3L, 8cyl | 16 | 14/21 | \$2,200 | 2 | Gas | 509 |
|                 | 12 | 11/16 | \$2,950 | 3 | E85 | 382 |

#### Tahoe K1500 4WD

|                 |    |       |         |   |     |     |
|-----------------|----|-------|---------|---|-----|-----|
| A-6, 5.3L, 8cyl | 17 | 15/21 | \$2,100 | 3 | Gas | 434 |
|                 | 13 | 11/16 | \$2,700 | 3 | E85 | 332 |

### FORD

#### Explorer AWD FFV

|                  |    |       |         |   |     |     |
|------------------|----|-------|---------|---|-----|-----|
| A-S6, 3.5L, 6cyl | 18 | 16/22 | \$2,000 | 3 | Gas | 335 |
|                  | 14 | 12/16 | \$2,500 | 3 | E85 | 260 |

### GMC

#### Yukon K1500 4WD

|                 |    |       |         |   |     |     |
|-----------------|----|-------|---------|---|-----|-----|
| A-6, 5.3L, 8cyl | 17 | 15/21 | \$2,100 | 3 | Gas | 434 |
|                 | 13 | 11/16 | \$2,700 | 3 | E85 | 332 |

#### Yukon K1500 XL 4WD

|                 |    |       |         |   |     |     |
|-----------------|----|-------|---------|---|-----|-----|
| A-6, 5.3L, 8cyl | 16 | 14/21 | \$2,200 | 2 | Gas | 509 |
|                 | 12 | 11/16 | \$2,950 | 3 | E85 | 382 |



# INDEX

## Interior Volume (cu.ft.) Passenger / Cargo

|                               | 2dr | 4dr    | Hatch | Pg      |
|-------------------------------|-----|--------|-------|---------|
| XTS                           |     | 104/18 |       | 18      |
| XTS AWD                       |     | 104/18 |       | 18      |
| XTS Hearse                    |     |        |       | 23      |
| XTS Limo                      |     | 104/18 |       | 23      |
| <b>CHEVROLET</b>              |     |        |       |         |
| Bolt EV                       |     | 94/8   |       | 6,20,34 |
| C10 Silverado                 |     |        |       | 32      |
| Camaro                        |     | 77/8   |       | 10      |
| Colorado 2WD                  |     |        |       | 6,21,32 |
| Colorado 4WD                  |     |        |       | 21,32   |
| Colorado Cab Chassis 2WD      |     |        |       | 23      |
| Colorado ZR2 4WD              |     |        |       | 21,32   |
| Corvette                      |     |        |       | 7       |
| Cruze                         |     | 94/10  |       | 12,32   |
| Cruze Hatchback               |     |        | 95/19 | 15,32   |
| Cruze Premier                 |     | 94/10  |       | 12      |
| Cruze Premier Hatchback       |     |        | 95/19 | 15      |
| Equinox AWD                   |     | 103/30 |       | 26,32   |
| Equinox FWD                   |     | 103/30 |       | 24,32   |
| Impala                        |     | 105/19 |       | 18,42   |
| K10 Silverado                 |     |        |       | 32      |
| Malibu                        |     | 100/13 |       | 15      |
| Malibu Hybrid                 |     | 100/13 |       | 15,40   |
| Silverado C10 2WD             |     |        |       | 21,42   |
| Silverado C10 Cab Chassis 2WD |     |        |       | 23      |
| Silverado K10 4WD             |     |        |       | 22,42   |
| Silverado K10 4WD TrailBoss   |     |        |       | 22      |
| Silverado K10 Cab Chassis 4WD |     |        |       | 23      |
| Silverado LD C15 2WD          |     |        |       | 21      |
| Silverado LD K15 4WD          |     |        |       | 22      |
| Sonic                         |     | 91/12  |       | 12      |
| Sonic 5                       |     | 91/19  |       | 20      |
| Spark                         |     | 86/11  |       | 6,10    |
| Spark ACTIV                   |     | 86/11  |       | 6,10    |
| Suburban C1500 2WD            |     |        |       | 28,43   |
| Suburban K1500 4WD            |     |        |       | 29,43   |
| Tahoe C1500 2WD               |     |        |       | 28,43   |
| Tahoe K1500 4WD               |     |        |       | 29,43   |
| Traverse AWD                  |     |        |       | 29      |
| Traverse FWD                  |     |        |       | 28      |
| Trax                          |     |        |       | 24      |
| Trax AWD                      |     |        |       | 26      |
| Volt                          |     |        | 90/19 | 12,36   |

## CHRYSLER

|                 |  |        |  |         |
|-----------------|--|--------|--|---------|
| 300             |  | 106/16 |  | 18,42   |
| 300 AWD         |  | 106/16 |  | 18,42   |
| Pacifica        |  |        |  | 6,24    |
| Pacifica Hybrid |  |        |  | 6,24,38 |

## DODGE

|                 |  |        |  |       |
|-----------------|--|--------|--|-------|
| Challenger      |  | 94/16  |  | 15    |
| Challenger GT   |  | 94/16  |  | 15    |
| Challenger SRT  |  | 94/16  |  | 15    |
| Charger         |  | 105/16 |  | 18,42 |
| Charger AWD     |  | 105/16 |  | 18    |
| Charger SRT     |  | 105/16 |  | 18    |
| Durango AWD     |  |        |  | 29    |
| Durango RWD     |  |        |  | 28    |
| Durango SRT AWD |  |        |  | 29    |
| Grand Caravan   |  |        |  | 24,43 |

## FERRARI

|         |  |  |  |   |
|---------|--|--|--|---|
| 488 GTB |  |  |  | 7 |
|---------|--|--|--|---|

## Interior Volume (cu.ft.) Passenger / Cargo

|                  | 2dr | 4dr  | Hatch | Pg |
|------------------|-----|------|-------|----|
| 488 Pista        |     |      |       | 7  |
| 488 Pista Spider |     |      |       | 7  |
| 488 Spider       |     |      |       | 7  |
| 812 Superfast    |     |      |       | 7  |
| GTC4Lusso        |     |      | 69/7  | 8  |
| GTC4Lusso T      |     |      | 69/7  | 9  |
| Portofino        |     | 75/5 |       | 9  |

## FIAT

|            |  |       |      |        |
|------------|--|-------|------|--------|
| 124 Spider |  |       |      | 6,7    |
| 500 L      |  | 99/22 |      | 20     |
| 500e       |  |       | 72/7 | 6,9,33 |

## FORD

|                                 |  |        |       |         |
|---------------------------------|--|--------|-------|---------|
| EcoSport AWD                    |  |        |       | 26      |
| EcoSport FWD                    |  |        |       | 24      |
| Edge AWD                        |  |        |       | 26      |
| Edge FWD                        |  |        |       | 24      |
| Escape AWD                      |  |        |       | 26      |
| Escape FWD                      |  |        |       | 24      |
| Escape FWD FFV                  |  |        |       | 24,43   |
| Expedition 2WD                  |  |        |       | 28      |
| Expedition 4WD                  |  |        |       | 30      |
| Expedition MAX 2WD              |  |        |       | 28      |
| Expedition MAX 4WD              |  |        |       | 30      |
| Explorer 2WD FFV                |  |        |       | 28,43   |
| Explorer AWD                    |  |        |       | 30      |
| Explorer AWD FFV                |  |        |       | 30,43   |
| Explorer FWD                    |  |        |       | 28      |
| F150 2.7L 2WD GVWR>6649 LBS     |  |        |       | 21      |
| F150 2.7L 4WD GVWR>6799 LBS     |  |        |       | 22      |
| F150 2WD BASE PAYLOAD LT TIRE   |  |        |       | 21,32   |
| F150 2WD FFV BASE PAYLOAD LT    |  |        |       | 21,42   |
| F150 3.5L 2WD GVWR>7599 LBS     |  |        |       | 21      |
| F150 3.5L 4WD GVWR>7599 LBS     |  |        |       | 22      |
| F150 4WD BASE PAYLOAD LT TIRE   |  |        |       | 22,32   |
| F150 4WD FFV BASE PAYLOAD LT    |  |        |       | 22,42   |
| F150 5.0L 2WD FFV GVWR>7599 LBS |  |        |       | 21,42   |
| F150 5.0L 4WD FFV GVWR>7599 LBS |  |        |       | 22,42   |
| F150 Pickup 2WD                 |  |        |       | 6,21,32 |
| F150 Pickup 2WD FFV             |  |        |       | 21,42   |
| F150 Pickup 2WD Limited         |  |        |       | 21      |
| F150 Pickup 4WD                 |  |        |       | 22,32   |
| F150 Pickup 4WD FFV             |  |        |       | 22,42   |
| F150 Pickup 4WD Limited         |  |        |       | 22      |
| F150 Pickup 4WD XL/XLT          |  |        |       | 22,32   |
| F150 RAPTOR 4WD                 |  |        |       | 22      |
| Fiesta FWD                      |  | 85/13  | 85/15 | 10      |
| Fiesta ST FWD                   |  |        | 85/15 | 12      |
| Flex AWD                        |  |        |       | 30      |
| Flex FWD                        |  |        |       | 29      |
| Fusion AWD                      |  | 103/16 |       | 15      |
| Fusion Energi Plug-in Hybrid    |  | 103/8  |       | 15,37   |
| Fusion FWD                      |  | 103/16 |       | 15      |
| Fusion Hybrid FWD               |  | 103/12 |       | 15,40   |
| Fusion Hybrid Taxi              |  | 103/16 |       | 15,40   |
| GT                              |  | 43/0   |       | 7       |
| Mustang                         |  | 83/13  |       | 10      |
| Mustang Bullitt                 |  | 83/14  |       | 10      |
| Mustang Convertible             |  | 80/11  |       | 10      |
| Mustang Performance Package     |  | 83/14  |       | 10      |

## Interior Volume (cu.ft.) Passenger / Cargo

|                               | 2dr | 4dr    | Hatch | Pg    |
|-------------------------------|-----|--------|-------|-------|
| Taurus AWD                    |     | 102/20 |       | 18    |
| Taurus AWD FFV                |     | 102/20 |       | 18,42 |
| Taurus FWD                    |     | 102/20 |       | 18    |
| Taurus FWD FFV                |     | 102/20 |       | 18,42 |
| Transit Connect USPS          |     |        |       | 23    |
| Transit Connect Van 2WD       |     |        |       | 23    |
| Transit Connect Van FFV       |     |        |       | 23,43 |
| Transit Connect Wagon LWB FFV |     |        |       | 23,43 |
| Transit Connect Wagon LWB FWD |     |        |       | 23    |
| Transit T150 Wagon            |     |        |       | 23    |
| Transit T150 Wagon FFV        |     |        |       | 23,43 |

## GENESIS

|         |  |        |  |    |
|---------|--|--------|--|----|
| G70 AWD |  | 94/10  |  | 12 |
| G70 RWD |  | 94/10  |  | 12 |
| G80 AWD |  | 108/15 |  | 18 |
| G80 RWD |  | 108/15 |  | 18 |
| G90 AWD |  | 113/16 |  | 18 |
| G90 RWD |  | 113/16 |  | 19 |

## GMC

|                            |  |       |  |         |
|----------------------------|--|-------|--|---------|
| Acadia AWD                 |  |       |  | 30      |
| Acadia FWD                 |  |       |  | 29      |
| C10 Sierra                 |  |       |  | 32      |
| Canyon 2WD                 |  |       |  | 6,21,32 |
| Canyon 4WD                 |  |       |  | 21,32   |
| Canyon Cab Chassis 2WD     |  |       |  | 23      |
| K10 Sierra                 |  |       |  | 32      |
| Sierra C10 2WD             |  |       |  | 22,42   |
| Sierra C10 Cab Chassis 2WD |  |       |  | 23      |
| Sierra K10 4WD             |  |       |  | 22,42   |
| Sierra K10 4WD AT4         |  |       |  | 22      |
| Sierra K10 Cab Chassis 4WD |  |       |  | 23      |
| Sierra LTD C15 2WD         |  |       |  | 22      |
| Sierra LTD K15 4WD         |  |       |  | 22      |
| Terrain AWD                |  | 90/13 |  | 26,32   |
| Terrain FWD                |  | 90/13 |  | 24,32   |
| Yukon C1500 2WD            |  |       |  | 29,43   |
| Yukon C1500 XL 2WD         |  |       |  | 29,43   |
| Yukon K1500 4WD            |  |       |  | 30,43   |
| Yukon K1500 XL 4WD         |  |       |  | 30,43   |

## HONDA

|                           |  |        |       |         |
|---------------------------|--|--------|-------|---------|
| Accord                    |  | 106/17 |       | 19      |
| Accord 2.0T Sport/Touring |  | 103/17 |       | 15      |
| Accord Hybrid             |  | 106/17 |       | 19,41   |
| Civic 2Dr                 |  | 91/12  |       | 12      |
| Civic 4Dr                 |  | 98/15  |       | 15      |
| Civic 5Dr                 |  |        | 97/26 | 19      |
| Clarity                   |  |        |       | 33,35   |
| Clarity Plug-in Hybrid    |  |        |       | 37      |
| CR-V AWD                  |  |        |       | 26      |
| CR-V FWD                  |  |        |       | 24      |
| Fit                       |  | 96/17  |       | 20      |
| HR-V AWD                  |  | 100/23 |       | 20      |
| HR-V FWD                  |  | 100/24 |       | 20      |
| Insight                   |  | 98/15  |       | 6,15,40 |
| Insight Touring           |  | 98/15  |       | 15,40   |
| Odyssey                   |  |        |       | 6,24    |
| Pilot AWD                 |  |        |       | 26      |
| Pilot FWD                 |  |        |       | 24      |
| Ridgeline AWD             |  |        |       | 22      |
| Ridgeline FWD             |  |        |       | 21      |

## INDEX

| Interior Volume (cu.ft.)<br>Passenger / Cargo |        |       |         | Interior Volume (cu.ft.)<br>Passenger / Cargo |        |       |         | Interior Volume (cu.ft.)<br>Passenger / Cargo |        |       |          |
|-----------------------------------------------|--------|-------|---------|-----------------------------------------------|--------|-------|---------|-----------------------------------------------|--------|-------|----------|
|                                               |        |       |         |                                               |        |       |         |                                               |        |       |          |
| 2dr                                           | 4dr    | Hatch | Pg      | 2dr                                           | 4dr    | Hatch | Pg      | 2dr                                           | 4dr    | Hatch | Pg       |
| <b>HYUNDAI</b>                                |        |       |         | F-Type SVR AWD Coupe GEN2                     |        |       |         | 8                                             |        |       |          |
| Accent                                        | 90/14  | 91/22 | 13      | I-Pace                                        |        |       | 27,34   | <b>LAND ROVER</b>                             |        |       |          |
| Elantra                                       | 96/14  |       | 15      | XE                                            | 91/10  |       | 13,32   | Discovery                                     |        |       | 30,33    |
| Elantra GT                                    |        | 97/25 | 19      | XE AWD                                        | 91/10  |       | 13,32   | Discovery Sport                               |        |       | 27       |
| Elantra SE                                    | 96/14  |       | 15      | XF                                            | 97/14  |       | 16,32   | Discovery Sport Si4                           |        |       | 27       |
| Ioniq                                         |        | 96/27 | 19,41   | XF AWD                                        | 97/14  |       | 16,32   | Range Rover                                   |        |       | 30,38    |
| Ioniq Blue                                    |        | 96/27 | 6,19,41 | XF Sportbrake AWD                             | 97/34  |       | 20      | Range Rover Evoque 237HP                      |        |       | 27       |
| Ioniq Electric                                | 96/23  |       | 6,15,34 | XJ                                            | 102/18 |       | 19      | Range Rover Evoque 286HP                      |        |       | 27       |
| Ioniq Plug-in Hybrid                          |        | 96/23 | 15,37   | XJ AWD                                        | 102/18 |       | 19      | Range Rover Evoque Cabriolet                  |        |       | 27       |
| Kona AWD                                      |        |       | 26      | XJL                                           | 109/18 |       | 19      | Range Rover LWB                               |        |       | 30       |
| Kona Electric                                 |        |       | 6,24,34 | XJL AWD                                       | 109/18 |       | 19      | Range Rover LWB SVA                           |        |       | 30       |
| Kona FWD                                      |        |       | 24      | <b>JEEP</b>                                   |        |       |         | Range Rover Sport                             |        |       | 30,33,39 |
| Nexo                                          |        |       | 35      | Cherokee 4WD                                  |        |       | 27      | Range Rover Sport SVR                         |        |       | 30       |
| Nexo Blue                                     |        |       | 35      | Cherokee 4WD Active Drive II                  |        |       | 27      | Range Rover SVA                               |        |       | 30,33    |
| Santa Fe AWD                                  |        |       | 26      | Cherokee FWD                                  |        |       | 25      | Range Rover Velar                             |        |       | 27,32    |
| Santa Fe FWD                                  |        |       | 25      | Cherokee Trailhawk 4WD                        |        |       | 27      | <b>LEXUS</b>                                  |        |       |          |
| Santa Fe XL AWD                               |        |       | 26      | Compass 4WD                                   |        |       | 27      | ES 300h                                       | 97/14  |       | 16,40    |
| Santa Fe XL FWD                               |        |       | 25      | Compass FWD                                   |        |       | 25      | ES 350                                        | 100/13 |       | 16       |
| Santa Fe XL Ultimate AWD                      |        |       | 26      | Grand Cherokee 2WD                            |        |       | 29      | ES 350 F Sport                                | 100/13 |       | 16       |
| Santa Fe XL Ultimate FWD                      |        |       | 25      | Grand Cherokee 4WD                            |        |       | 30      | GS 300                                        | 99/14  |       | 16       |
| Sonata                                        | 106/16 |       | 19      | Grand Cherokee 4X2                            |        |       | 32      | GS 300 F Sport                                | 99/14  |       | 16       |
| Sonata Hybrid                                 | 106/13 |       | 15,40   | Grand Cherokee 4X4                            |        |       | 33      | GS 350                                        | 99/14  |       | 16       |
| Sonata Hybrid SE                              | 106/13 |       | 15,40   | Grand Cherokee SRT 4WD                        |        |       | 30      | GS 350 AWD                                    | 100/14 |       | 16       |
| Sonata Plug-in Hybrid                         | 106/10 |       | 15,37   | Grand Cherokee Trackhawk 4WD                  |        |       | 30      | GS 350 F Sport                                | 99/14  |       | 16       |
| Sonata SE                                     | 106/16 |       | 19      | Wrangler 4WD                                  |        |       | 27,41   | GS F                                          | 91/14  |       | 13       |
| Tucson AWD                                    |        |       | 26      | Wrangler Unlimited 4WD                        |        |       | 27,41   | GX 460                                        |        |       | 30       |
| Tucson FWD                                    |        |       | 25      | <b>KIA</b>                                    |        |       |         | IS 300                                        | 90/11  |       | 13       |
| Veloster                                      | 90/20  |       | 13      | Cadenza                                       | 108/16 |       | 19      | IS 300 AWD                                    | 90/11  |       | 13       |
| Veloster N                                    | 90/20  |       | 13      | Forte                                         | 96/15  |       | 16      | IS 350                                        | 90/11  |       | 13       |
| <b>INFINITI</b>                               |        |       |         | Forte FE                                      | 96/15  |       | 16      | IS 350 AWD                                    | 90/11  |       | 13       |
| Q50                                           | 102/13 |       | 15      | K900                                          | 110/15 |       | 19      | LC 500                                        | 86/5   |       | 11       |
| Q50 AWD                                       | 102/13 |       | 15      | Niro                                          | 101/22 |       | 20,41   | LC 500h                                       | 86/5   |       | 11,40    |
| Q50 Red Sport                                 | 100/14 |       | 16      | Niro Electric                                 | 97/22  |       | 20,34   | LS 500                                        | 99/13  |       | 16       |
| Q50 Red Sport AWD                             | 100/14 |       | 16      | Niro FE                                       | 101/22 |       | 6,20,41 | LS 500 AWD                                    | 99/13  |       | 16       |
| Q60                                           | 85/9   |       | 10      | Niro Plug-in Hybrid                           | 101/19 |       | 20,38   | LS 500h                                       | 99/12  |       | 16,40    |
| Q60 AWD                                       | 85/9   |       | 10      | Niro Touring                                  | 101/22 |       | 20,41   | LS 500h AWD                                   | 99/12  |       | 16,40    |
| Q60 Red Sport                                 | 85/9   |       | 10      | Optima                                        | 105/16 |       | 19      | LX 570                                        |        |       | 30       |
| Q60 Red Sport AWD                             | 85/9   |       | 10      | Optima FE                                     | 105/16 |       | 19      | NX 300                                        |        |       | 25       |
| Q70                                           | 104/15 |       | 16      | Optima Hybrid                                 | 105/13 |       | 16,40   | NX 300 AWD                                    |        |       | 27       |
| Q70 AWD                                       | 104/15 |       | 16      | Optima Plug-in Hybrid                         | 105/10 |       | 16,37   | NX 300 AWD F Sport                            |        |       | 27       |
| QX30                                          |        | 89/19 | 13      | Rio                                           | 90/14  |       | 13      | NX 300h AWD                                   |        |       | 27,41    |
| QX30 AWD                                      |        | 89/19 | 13      | Sedona                                        |        |       | 24      | RC 300                                        | 84/10  |       | 11       |
| QX50                                          |        |       | 25      | Sorento AWD                                   |        |       | 27      | RC 300 AWD                                    | 84/10  |       | 11       |
| QX50 AWD                                      |        |       | 26      | Sorento FWD                                   |        |       | 25      | RC 350                                        | 84/10  |       | 11       |
| QX60 AWD                                      |        |       | 26      | Soul                                          | 101/24 |       | 20      | RC 350 AWD                                    | 84/10  |       | 11       |
| QX60 FWD                                      |        |       | 25      | Soul Electric                                 | 97/19  |       | 20,34   | RC F                                          | 79/10  |       | 11       |
| QX80 2WD                                      |        |       | 29      | Sportage AWD                                  |        |       | 27      | RX 350                                        |        |       | 25       |
| QX80 4WD                                      |        |       | 30      | Sportage FE AWD                               |        |       | 27      | RX 350 AWD                                    |        |       | 27       |
| <b>JAGUAR</b>                                 |        |       |         | Sportage FE FWD                               |        |       | 25      | RX 350 L                                      |        |       | 25       |
| E-Pace P250                                   |        |       | 27      | Sportage FWD                                  |        |       | 25      | RX 350 L AWD                                  |        |       | 27       |
| E-Pace P300                                   |        |       | 27      | Stinger AWD                                   | 95/23  |       | 16      | RX 450h AWD                                   |        |       | 6,30,41  |
| F-Pace                                        |        |       | 27,32   | Stinger RWD                                   | 95/23  |       | 16      | RX 450h L AWD                                 |        |       | 30,41    |
| F-Type Convertible                            |        |       | 7       | <b>LAMBORGHINI</b>                            |        |       |         | UX 200                                        |        | 90/22 | 16       |
| F-Type Coupe                                  |        |       | 7       | Aventador Coupe                               |        |       | 8       | UX 250h                                       |        |       | 40       |
| F-Type R AWD Convertible                      |        |       | 7       | Aventador Roadster                            |        |       | 8       | UX 250h AWD                                   |        |       | 40       |
| F-Type R AWD Coupe                            |        |       | 7       | Huracan                                       |        |       | 8       | <b>LINCOLN</b>                                |        |       |          |
| F-Type S AWD Convertible                      |        |       | 7       | Huracan 2WD                                   |        |       | 8       | Continental AWD                               | 106/16 |       | 19       |
| F-Type S AWD Coupe                            |        |       | 8       | Huracan Spyder                                |        |       | 8       | Continental FWD                               | 106/16 |       | 19       |
| F-Type S Convertible                          |        |       | 8       | Huracan Spyder 2WD                            |        |       | 8       | MKC AWD                                       |        |       | 27       |
| F-Type S Coupe                                |        |       | 8       | Urus                                          |        |       | 30      | MKC FWD                                       |        |       | 25       |
| F-Type SVR AWD Convertible GEN2               |        |       | 8       |                                               |        |       |         | MKT AWD                                       |        |       | 30       |
|                                               |        |       |         |                                               |        |       |         | MKT FWD                                       |        |       | 29       |
|                                               |        |       |         |                                               |        |       |         | MKT Hearse AWD                                |        |       | 24       |



# INDEX

|                                 | Interior Volume (cu.ft.)<br>Passenger / Cargo |       |       |       |                             | Interior Volume (cu.ft.)<br>Passenger / Cargo |        |       |       |                                | Interior Volume (cu.ft.)<br>Passenger / Cargo |        |       |       |
|---------------------------------|-----------------------------------------------|-------|-------|-------|-----------------------------|-----------------------------------------------|--------|-------|-------|--------------------------------|-----------------------------------------------|--------|-------|-------|
|                                 | 2dr                                           | 4dr   | Hatch | Pg    |                             | 2dr                                           | 4dr    | Hatch | Pg    |                                | 2dr                                           | 4dr    | Hatch | Pg    |
| MKT Limo AWD                    |                                               |       |       | 24    | AMG GLC63 4matic            |                                               |        |       | 27    | S 560 e                        |                                               |        |       | 37    |
| MKT Livery AWD                  |                                               |       |       | 24    | AMG GLC63 4matic Coupe      |                                               |        |       | 27    | S450                           |                                               | 112/12 |       | 19    |
| MKZ AWD                         |                                               | 99/16 |       | 16    | AMG GLC63 S 4matic Coupe    |                                               |        |       | 27    | S450 4matic                    |                                               | 112/12 |       | 19    |
| MKZ FWD                         |                                               | 99/16 |       | 16    | AMG GLE43 4matic            |                                               |        |       | 30    | S560                           |                                               | 112/12 |       | 19    |
| MKZ Hybrid FWD                  |                                               | 99/12 |       | 16,40 | AMG GLE43 4matic Coupe      |                                               |        |       | 30    | S560 4matic                    |                                               | 112/12 |       | 19    |
| Nautilus AWD                    |                                               |       |       | 27    | AMG GLE63                   |                                               |        |       | 30    | S560 4matic Coupe 90/10        |                                               |        |       | 13    |
| Nautilus FWD                    |                                               |       |       | 25    | AMG GLE63 S                 |                                               |        |       | 30    | S560 Convertible 88/7          |                                               |        |       | 11    |
| Navigator 2WD                   |                                               |       |       | 29    | AMG GLE63 S Coupe           |                                               |        |       | 30    | SL450                          |                                               |        |       | 8     |
| Navigator 4WD                   |                                               |       |       | 30    | AMG GLS63                   |                                               |        |       | 31    | SL550                          |                                               |        |       | 8     |
| Navigator L 2WD                 |                                               |       |       | 29    | AMG GT 53 4MATIC            |                                               |        |       | 40    | SLC300                         |                                               |        |       | 8     |
| <b>MASERATI</b>                 |                                               |       |       |       | AMG GT 63 4matic Plus       | 96/13                                         |        |       | 13    | <b>MINI</b>                    |                                               |        |       |       |
| Ghibli S RWD                    | 108/10                                        |       |       | 16    | AMG GT 63 S 4matic Plus     | 96/13                                         |        |       | 13    | Cooper Clubman                 |                                               | 92/18  |       | 16    |
| Ghibli V6 RWD                   | 108/10                                        |       |       | 16    | AMG GT C Coupe              |                                               |        |       | 8     | Cooper Clubman All4            |                                               | 92/18  |       | 16    |
| Ghibli V6 SQ4 AWD               | 108/10                                        |       |       | 16    | AMG GT C Roadster           |                                               |        |       | 8     | Cooper Convertible 76/5        |                                               |        |       | 6,9   |
| GranTurismo                     |                                               |       |       |       | AMG GT Coupe                |                                               |        |       | 8     | Cooper Countryman              |                                               | 97/18  |       | 17    |
| Convertible                     | 85/5                                          |       |       | 11    | AMG GT Roadster             |                                               |        |       | 8     | Cooper Countryman All4         |                                               | 97/18  |       | 17    |
| Levante                         |                                               |       |       | 30    | AMG GT S Coupe              |                                               |        |       | 8     | Cooper Hardtop 2 door          |                                               | 80/9   |       | 11    |
| Levante GTS                     |                                               |       |       | 30    | AMG S63 4matic              | 112/12                                        |        |       | 19    | Cooper Hardtop 4 door          |                                               | 84/9   |       | 11    |
| Levante S                       |                                               |       |       | 30    | AMG S63 4matic              |                                               |        |       |       | Cooper S Clubman               |                                               | 92/18  |       | 17    |
| Levante Trofeo                  |                                               |       |       | 30    | Convertible                 | 88/7                                          |        |       | 11    | Cooper S Clubman All4          |                                               | 92/18  |       | 17    |
| Quattroporte S                  | 114/19                                        |       |       | 19    | AMG S63 4matic              |                                               |        |       | 13    | Cooper S                       |                                               |        |       |       |
| Quattroporte SQ4 V6             | 114/19                                        |       |       | 19    | Coupe                       | 90/10                                         |        |       | 13    | Convertible                    | 76/5                                          |        |       | 9     |
| Quattroporte V8                 | 114/19                                        |       |       | 19    | AMG S65                     |                                               | 112/12 |       | 19    | Cooper S Countryman            |                                               | 97/18  |       | 17    |
| <b>MAZDA</b>                    |                                               |       |       |       | AMG S65                     |                                               |        |       |       | Cooper S Countryman All4       |                                               | 97/18  |       | 17    |
| 2                               |                                               |       | 87/16 | 13    | Convertible                 | 88/7                                          |        |       | 11    | Cooper S Hardtop 2 door        |                                               | 80/9   |       | 11    |
| 6                               |                                               |       |       | 32    | AMG S65 Coupe               | 91/10                                         |        |       | 13    | Cooper S Hardtop 4 door        |                                               | 84/9   |       | 11    |
| CX-3 2WD                        |                                               |       | 88/16 | 13    | AMG SL63                    |                                               |        |       | 8     | Cooper SE Countryman All4      |                                               | 95/17  | 17,37 |       |
| CX-3 4WD                        |                                               |       | 88/16 | 13    | C300                        |                                               |        | 90/13 | 13    | JCW Countryman All4            |                                               | 97/18  |       | 17    |
| CX-5                            |                                               |       |       | 32    | C300 4matic                 |                                               |        | 90/13 | 13    | John Cooper Works Clubman All4 |                                               | 92/18  |       | 17    |
| CX-5 2WD                        |                                               |       |       | 25    | Convertible                 | 81/9                                          |        |       | 11    | John Cooper Works Convertible  | 76/5                                          |        |       | 9     |
| CX-5 4WD                        |                                               |       |       | 27    | C300 4matic                 |                                               |        |       | 11    | John Cooper Works Hardtop      |                                               | 80/9   |       | 11    |
| CX-9 2WD                        |                                               |       |       | 25    | Coupe                       | 79/10                                         |        |       | 11    | <b>MITSUBISHI</b>              |                                               |        |       |       |
| CX-9 4WD                        |                                               |       |       | 27    | C300 Convertible            | 81/9                                          |        |       | 11    | Eclipse Cross 2WD              |                                               |        |       | 25    |
| MX-5                            |                                               |       |       | 6,8   | C300 Coupe                  | 79/10                                         |        |       | 11    | Eclipse Cross 4WD              |                                               |        |       | 28    |
| <b>MERCEDES-BENZ</b>            |                                               |       |       |       | CLA250                      |                                               |        | 88/13 | 13    | Eclipse Cross ES 2WD           |                                               |        |       | 25    |
| AMG C43 4matic                  |                                               | 90/13 |       | 13    | CLA250 4matic               |                                               |        | 88/13 | 13,42 | Eclipse Cross ES 4WD           |                                               |        |       | 28    |
| AMG C43 4matic                  |                                               |       |       |       | CLS450                      |                                               |        | 93/12 | 13,40 | Mirage                         |                                               | 86/17  | 86/17 | 13    |
| Convertible                     | 81/9                                          |       |       | 11    | CLS450 4matic               |                                               |        | 93/12 | 13,40 | Mirage G4                      |                                               | 89/12  |       | 13    |
| AMG C43 4matic                  |                                               |       |       |       | E300                        |                                               |        | 98/13 | 16    | Outlander 2WD                  |                                               |        |       | 25    |
| Coupe                           | 79/10                                         |       |       | 11    | E300 4matic                 |                                               |        | 98/13 | 16    | Outlander 4WD                  |                                               |        |       | 28    |
| AMG C63                         |                                               | 92/13 |       | 13    | E400 4matic (station wagon) |                                               |        | 98/35 | 20    | Outlander PHEV                 |                                               |        |       | 28,38 |
| AMG C63                         |                                               |       |       |       | E450 4matic                 |                                               |        | 98/13 | 16    | Outlander Sport 2WD            |                                               |        |       | 25    |
| Convertible                     | 81/9                                          |       |       | 11    | E450 4matic                 |                                               |        |       | 11    | Outlander Sport 4WD            |                                               |        |       | 28    |
| AMG C63 Coupe                   | 79/11                                         |       |       | 11    | Convertible                 | 87/9                                          |        |       | 11    | <b>NISSAN</b>                  |                                               |        |       |       |
| AMG C63 S                       |                                               | 92/13 |       | 13    | E450 4matic Coupe           | 89/10                                         |        |       | 11    | 370Z                           |                                               |        |       | 8     |
| AMG C63 S                       |                                               |       |       |       | E450 Convertible            | 87/9                                          |        |       | 11    | 370Z Roadster                  |                                               |        |       | 8     |
| Convertible                     | 81/9                                          |       |       | 11    | E450 Coupe                  | 89/10                                         |        |       | 11    | Altima                         |                                               | 101/15 |       | 17    |
| AMG C63 S Coupe                 | 79/11                                         |       |       | 11    | G550                        |                                               |        |       | 31    | Altima AWD                     |                                               | 101/15 |       | 17    |
| AMG CLA45                       |                                               |       |       |       | GLA250                      |                                               |        |       | 25    | Altima AWD SR/Platinum         |                                               | 101/15 |       | 17    |
| 4matic                          | 88/13                                         |       |       | 13    | GLA250 4matic               |                                               |        |       | 27,43 | Altima SR/Platinum             |                                               | 101/15 |       | 17    |
| AMG CLS53 4matic Plus           | 93/12                                         |       |       | 13,40 | GLC300                      |                                               |        |       | 25    | Armada 2WD                     |                                               |        |       | 29    |
| AMG E 53 4MATIC (Station Wagon) |                                               |       |       | 41    | GLC300 4matic               |                                               |        |       | 28    | Armada 4WD                     |                                               |        |       | 31    |
| AMG E53 4matic Plus             | 97/13                                         |       |       | 16,40 | GLC300 4matic Coupe         |                                               |        |       | 28    | Frontier 2WD                   |                                               |        |       | 21    |
| AMG E53 4matic                  |                                               |       |       |       | GLC350e 4matic              |                                               |        |       | 28,38 | Frontier 2WD FFV               |                                               |        |       | 21,42 |
| Plus Convertible                | 87/9                                          |       |       | 11,40 | GLE400 4matic               |                                               |        |       | 31    | Frontier 4WD                   |                                               |        |       | 21    |
| AMG E53 4matic                  |                                               |       |       |       | GLS450 4matic               |                                               |        |       | 31    | Frontier 4WD FFV               |                                               |        |       | 21,42 |
| Plus Coupe                      | 89/10                                         |       |       | 11,40 | GLS550 4matic               |                                               |        |       | 31    | GT-R                           |                                               | 79/9   |       | 11    |
| AMG E63 S 4matic                |                                               | 98/13 |       | 16    | Maybach S560 4matic         | 120/12                                        |        |       | 19    | Kicks                          |                                               |        | 94/25 | 17    |
| AMG E63 S 4matic                |                                               |       |       |       | Maybach S650                | 120/10                                        |        |       | 19    | Leaf                           |                                               | 92/24  |       | 17,34 |
| (wagon)                         | 98/35                                         |       |       | 20    | Metris (Cargo Van)          |                                               |        |       | 23    | Maxima                         |                                               | 98/14  |       | 17    |
| AMG GLA45 4matic                | 91/42                                         |       |       | 20    | Metris (Cargo Van, LWB)     |                                               |        |       | 23    | NV200 Cargo Van                |                                               |        |       | 23    |
| AMG GLC43 4matic                |                                               |       |       | 27    | Metris (Passenger Van)      |                                               |        |       | 23    |                                |                                               |        |       |       |
| AMG GLC43 4matic Coupe          |                                               |       |       | 27    |                             |                                               |        |       |       |                                |                                               |        |       |       |

# INDEX

| Interior Volume (cu.ft.)<br>Passenger / Cargo |       |         |       | Interior Volume (cu.ft.)<br>Passenger / Cargo |        |       |         | Interior Volume (cu.ft.)<br>Passenger / Cargo |        |       |         |
|-----------------------------------------------|-------|---------|-------|-----------------------------------------------|--------|-------|---------|-----------------------------------------------|--------|-------|---------|
| 2dr                                           | 4dr   | Hatch   | Pg    | 2dr                                           | 4dr    | Hatch | Pg      | 2dr                                           | 4dr    | Hatch | Pg      |
| NV200 NYC Taxi                                |       |         | 23    | 1500 Classic 4WD                              |        |       | 23,43   | Camry XSE                                     | 100/14 |       | 17      |
| Pathfinder 2WD                                |       |         | 25    | 1500 Classic 4X2                              |        |       | 32      | Corolla                                       | 98/13  |       | 17      |
| Pathfinder 4WD                                |       |         | 28    | 1500 Classic 4X4                              |        |       | 32      | Corolla Hatchback                             |        | 85/18 | 14      |
| Pathfinder 4WD Platinum                       |       |         | 28    | Promaster City                                |        |       | 23      | Corolla Hatchback XSE                         |        | 85/18 | 14      |
| Rogue AWD                                     |       |         | 28    | <b>ROLLS-ROYCE</b>                            |        |       |         | Corolla LE Eco                                | 98/13  |       | 17      |
| Rogue FWD                                     |       |         | 25    | Cullinan                                      | 112/21 |       | 20      | Highlander                                    |        |       | 25      |
| Rogue Hybrid AWD                              |       |         | 28,41 | Dawn                                          | 100/9  |       | 14      | Highlander AWD                                |        |       | 31      |
| Rogue Hybrid FWD                              |       | 6,25,41 |       | Ghost                                         | 111/14 |       | 19      | Highlander AWD LE                             |        |       | 31      |
| Rogue Sport                                   | 96/20 |         | 20    | Ghost EWB                                     | 117/14 |       | 19      | Highlander Hybrid AWD                         |        |       | 31,41   |
| Rogue Sport AWD                               | 96/20 |         | 20    | Phantom                                       | 116/15 |       | 19      | Highlander Hybrid AWD LE Plus                 |        |       | 31,41   |
| Sentra                                        | 96/15 |         | 17    | Phantom EWB                                   | 127/15 |       | 19      | Highlander LE/XLE/SE/LTD                      |        |       | 25      |
| Sentra Nismo                                  | 96/15 |         | 17    | Wraith                                        | 99/13  |       | 17      | Land Cruiser Wagon 4WD                        |        |       | 31      |
| Titan 2WD                                     |       |         | 22    | <b>ROUSH PERFORMANCE</b>                      |        |       |         | Mirai                                         |        |       | 35      |
| Titan 4WD                                     |       |         | 23    | F150 Pickup 2WD                               |        |       | 22      | Prius                                         |        |       | 41      |
| Titan 4WD PRO4X                               |       |         | 23    | F150 Pickup 4WD                               |        |       | 23      | Prius AWD                                     |        |       | 41      |
| Versa                                         | 90/15 | 94/19   | 13    | Stage 3 Mustang                               | 82/12  |       | 11      | Prius c                                       |        | 87/17 | 6,14,40 |
| <b>PORSCHE</b>                                |       |         |       | <b>SMART</b>                                  |        |       |         | Prius Eco                                     |        |       | 41      |
| 911 Carrera                                   | 70/5  |         | 9     | fortwo Electric Drive convertible             |        |       | 33      | Prius Prime                                   |        |       | 37      |
| 911 Carrera 4                                 | 70/5  |         | 9     | <b>SUBARU</b>                                 |        |       |         | RAV4                                          |        |       | 25      |
| 911 Carrera 4 Cabriolet                       | 68/5  |         | 9     | Ascent                                        |        |       | 31      | RAV4 AWD                                      |        |       | 28      |
| 911 Carrera 4 GTS                             | 70/5  |         | 9     | Ascent Limited/Touring                        |        |       | 31      | RAV4 Hybrid AWD                               |        |       | 41      |
| 911 Carrera 4 GTS Cabriolet                   | 68/5  |         | 9     | BRZ                                           | 77/7   |       | 9       | Sequoia 2WD                                   |        |       | 29      |
| 911 Carrera 4S                                | 70/5  |         | 9     | Crosstrek AWD                                 |        |       | 28      | Sequoia 4WD                                   |        |       | 31      |
| 911 Carrera 4S Cabriolet                      | 68/5  |         | 9     | Crosstrek Hybrid AWD                          |        |       | 28,38   | Sienna 2WD                                    |        |       | 6,24    |
| 911 Carrera Cabriolet                         | 68/5  |         | 9     | Forester AWD                                  |        |       | 28      | Sienna AWD                                    |        |       | 24      |
| 911 Carrera GTS                               | 70/5  |         | 9     | Impreza 4-Door                                | 100/12 |       | 17      | Tacoma 2WD                                    |        |       | 21      |
| 911 Carrera GTS Cabriolet                     | 68/5  |         | 9     | Impreza 5-Door                                | 101/21 |       | 20      | Tacoma 4WD                                    |        |       | 21      |
| 911 Carrera S                                 | 70/5  |         | 9     | Impreza Sport 4-Door                          | 100/12 |       | 17      | Tacoma 4WD Double Cab Off-Road                |        |       | 21      |
| 911 Carrera S Cabriolet                       | 68/5  |         | 9     | Impreza Sport 5-Door                          | 101/21 |       | 20      | Tundra 2WD                                    |        |       | 22      |
| 911 Carrera T                                 | 70/5  |         | 9     | Legacy AWD                                    | 105/15 |       | 17      | Tundra 4WD                                    |        |       | 23      |
| 911 GT2 RS                                    |       |         | 8     | Outback AWD                                   |        |       | 28      | Tundra 4WD FFV                                |        |       | 23,43   |
| 911 GT3                                       |       |         | 8     | WRX                                           | 97/12  |       | 14      | Yaris                                         | 86/13  | 85/16 | 14      |
| 911 GT3 RS                                    |       |         | 8     | <b>TESLA</b>                                  |        |       |         | <b>VOLKSWAGEN</b>                             |        |       |         |
| 911 GT3 Touring                               |       |         | 8     | Model 3 AWD - Variant A                       |        |       | 34      | Atlas                                         |        |       | 25      |
| 911 Targa 4                                   | 70/5  |         | 9     | Model 3 AWD - Variant B                       |        |       | 34      | Atlas 4motion                                 |        |       | 31      |
| 911 Targa 4 GTS                               | 70/5  |         | 9     | Model 3 AWD Long Range                        |        |       | 34      | Beetle                                        |        | 85/15 | 14      |
| 911 Targa 4S                                  | 70/5  |         | 9     | Model 3 AWD Long Range Performance            |        |       | 34      | Beetle Convertible                            | 81/7   |       | 11      |
| 911 Turbo                                     | 70/5  |         | 9     | Model 3 RWD - Variant B                       |        |       | 34      | e-Golf                                        |        | 91/17 | 6,14,33 |
| 911 Turbo Cabriolet                           | 68/5  |         | 9     | Model 3 RWD Long Range                        |        |       | 34      | Golf                                          |        | 93/16 | 14      |
| 911 Turbo S                                   | 70/5  |         | 9     | Model S AWD - 100D                            |        |       | 34      | Golf R                                        |        | 93/16 | 14      |
| 911 Turbo S Cabriolet                         | 70/5  |         | 9     | Model S AWD - 75D                             |        |       | 34      | Golf SportWagen                               | 94/30  |       | 20      |
| Boxster                                       |       |         | 8     | Model S AWD - P100D                           |        |       | 34      | GTI                                           |        | 93/16 | 14      |
| Boxster GTS                                   |       |         | 8     | Model X AWD - 100D                            |        |       | 34      | Jetta                                         | 94/14  |       | 14      |
| Boxster S                                     |       |         | 8     | Model X AWD - 75D                             |        |       | 34      | Passat                                        | 102/16 |       | 17      |
| Cayenne                                       |       |         | 31    | Model X AWD - P100D                           |        |       | 34      | Tiguan                                        |        |       | 25      |
| Cayenne e-Hybrid                              |       |         | 39    | <b>TOYOTA</b>                                 |        |       |         | <b>VOLVO</b>                                  |        |       |         |
| Cayenne S                                     |       |         | 31    | 4Runner 2WD                                   |        |       | 29      | S60 AWD                                       | 96/12  |       | 14      |
| Cayman                                        |       |         | 8     | 4Runner 4WD                                   |        |       | 31      | S60 FWD                                       | 96/12  |       | 14      |
| Cayman GTS                                    |       |         | 8     | 86                                            | 77/7   |       | 9       | S60 T8 AWD                                    |        |       | 37      |
| Cayman S                                      |       |         | 8     | Avalon                                        | 103/16 |       | 17      | S90 AWD                                       | 102/14 |       | 18      |
| Panamera 4 e-Hybrid                           |       |         | 37    | Avalon Hybrid                                 | 103/16 |       | 17,40   | S90 AWD PHEV                                  | 102/14 |       | 18,37   |
| Panamera Turbo S e-Hybrid                     |       |         | 38    | Avalon Hybrid XLE                             | 103/16 |       | 17,40   | S90 FWD                                       | 102/14 |       | 18      |
| <b>RAM</b>                                    |       |         |       | Avalon XLE                                    | 103/16 |       | 17      | V60 AWD                                       | 93/29  |       | 20      |
| 1500 2WD                                      |       |         | 22,41 | C-HR                                          |        | 84/19 | 14      | V60 CC AWD                                    | 92/28  |       | 20      |
| 1500 4WD                                      |       |         | 23,41 | Camry                                         | 100/14 |       | 17      | V60 FWD                                       | 94/29  |       | 20      |
| 1500 Classic 2WD                              |       |         | 22,42 | Camry Hybrid LE                               | 100/15 |       | 6,17,40 | V90 AWD                                       | 98/34  |       | 20      |
|                                               |       |         |       | Camry Hybrid XLE/SE                           | 100/15 |       | 17,40   | V90 CC AWD                                    | 98/34  |       | 20      |
|                                               |       |         |       | Camry LE/SE                                   | 100/14 |       | 17      | V90 FWD                                       | 98/34  |       | 6,20    |
|                                               |       |         |       | Camry XLE/XSE                                 | 100/14 |       | 17      | XC40 AWD                                      | 98/25  |       | 28      |

## INDEX

### Interior Volume (cu.ft.) Passenger / Cargo

|               | <b>2dr</b> | <b>4dr</b> | <b>Hatch</b> | <b>Pg</b> |
|---------------|------------|------------|--------------|-----------|
| XC60 AWD PHEV |            | 103/30     |              | 28,38     |
| XC60 FWD      |            | 103/30     |              | 26        |
| XC90 AWD      |            | 104/47     |              | 31        |
| XC90 AWD PHEV |            | 104/47     |              | 6,31,39   |
| XC90 FWD      |            | 104/47     |              | 29        |

## NOTES

## GETTING TO KNOW THE FUEL ECONOMY AND ENVIRONMENT LABEL

The diagram below shows a sample label for a gasoline vehicle. Slightly different designs are used for flexible-fuel vehicles, electric vehicles, and plug-in hybrids. For more in-depth descriptions of label information for all vehicle types, visit [fuelconomy.gov](http://fuelconomy.gov).

