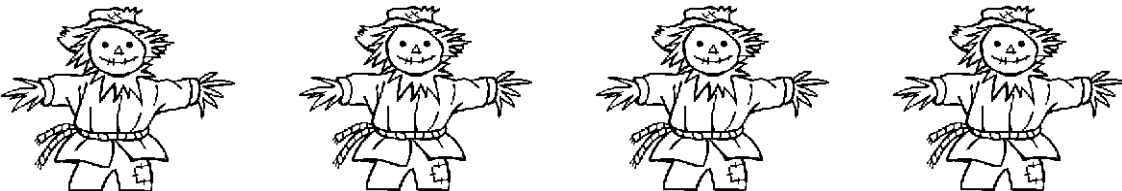



Thanksgiving Worksheets

Name _____ Date _____




PREK/K • 001

THANKSGIVING • COUNTING FUN

Instructions: Have students count the seasonal items in each row and write the correct number in the space provided. When they're done, have them color the objects.

Thanksgiving Worksheets

Name _____ Date _____



1. Color the pumpkin orange.
2. Color the corn yellow.
3. Color the pie red.

4. Color the turkey brown.
5. Color the child any way you like.

Instructions: Read students the directions for items 1-5. Give students time to complete each direction before you move on to the next one. Continue until the picture is complete.

Thanksgiving Worksheets

Name _____

Date _____

corn

pie

cook


thanks

turkey

gravy

feast

fall



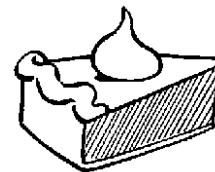

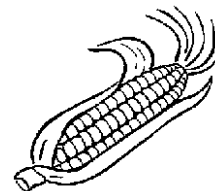
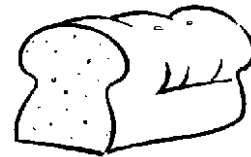

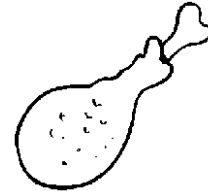
Instructions: Read each of the words out loud, then have students read them with you.

Have students print each Thanksgiving word in the space provided above.

Thanksgiving Worksheets

Name _____

Date _____



PREK/K • 004

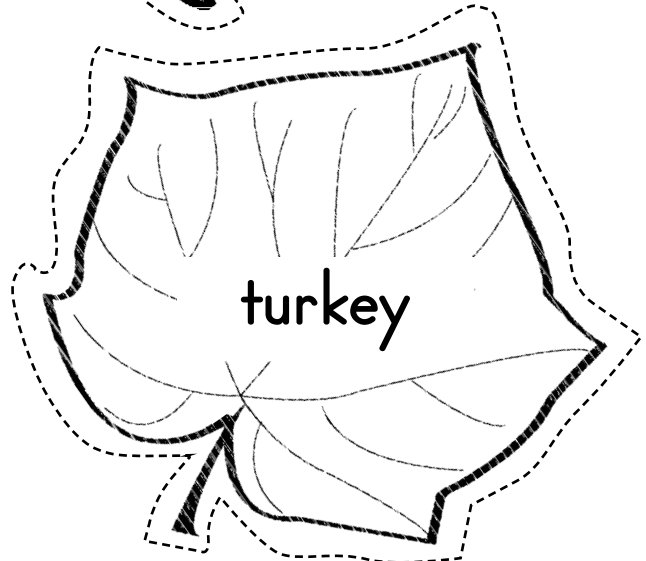



THANKSGIVING • VISUAL DISCRIMINATION

Instructions: Have students draw lines to match the food source with the food that might end up as part of their Thanksgiving feast.

Thanksgiving Worksheets

Name _____

Date _____



Instructions: Color and cut out the fall leaves above. On another sheet of paper, use a glue stick to paste the leaves in alphabetical order.

Thanksgiving Worksheets

Name _____ Date _____

I G R A V Y O
F T H A N K S
F E H C O R N
E F A M I L Y
A S N U P I E
S L K F A L L
T C O O K N O

GRADE ONE • 002


THANKSGIVING • WORD SEARCH

- | | | | |
|-------|------|--------|-------|
| cook | corn | family | pie |
| feast | fall | thanks | gravy |

Instructions: Find the Thanksgiving words hidden in the puzzle above.

Thanksgiving Worksheets

Name _____ Date _____



GRADE ONE • 003

THANKSGIVING • MAKE-A-FEAST

Instructions: What will your Thanksgiving dinner look like? Draw your feast above.

Thanksgiving Worksheets

Name _____ Date _____

Directions: Each Thanksgiving word is missing a letter. Write the correct letter in the circle to complete the word. Unscramble the letters in the circles to answer the Thanksgiving riddle below.

co○n

○ovember

p○mpkin

pie○

p○rade

○hursday


f○ast

h○rvest

○eaves

What can you never eat for Thanksgiving dinner?

b _ _ _ kf _ _ _ or _ _ _ ch

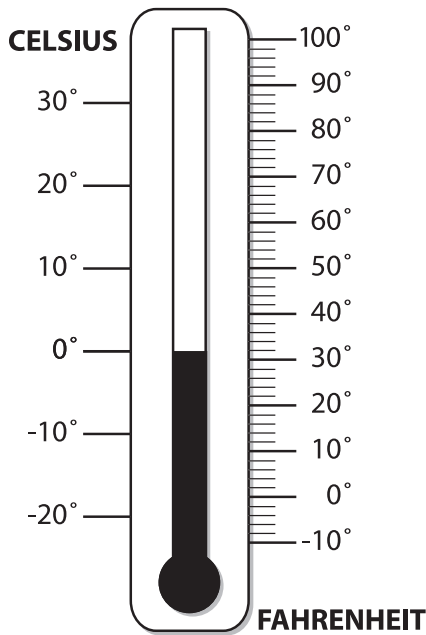


Thanksgiving Worksheets

Name _____ Date _____

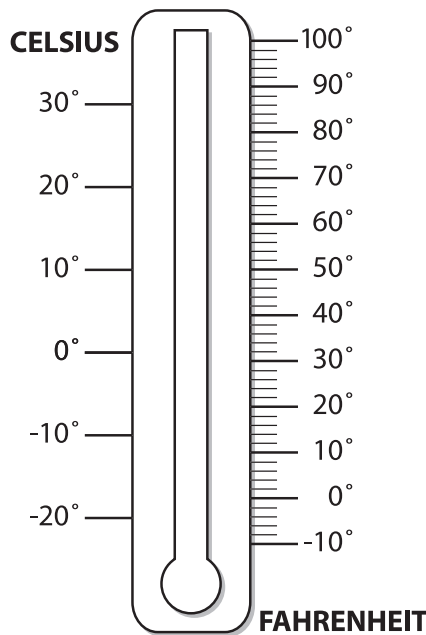
As winter approaches, the days begin to cool as the temperature drops. You can measure temperature changes on a **thermometer**. Temperature is measured in both celsius and Fahrenheit. With just a little practice, it's easy to read both.

GRADE TWO/THREE • 002



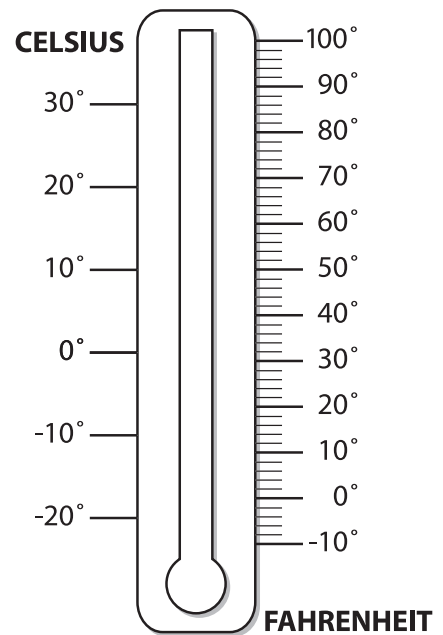
A

Puddles will start freezing when the temperature falls to 0°C (celsius). What is the temperature reading on the Fahrenheit scale when puddles start to freeze? _____



B

Fill in the center of the thermometer to show how it will look when it's 40°F outside.



C

Fill in the center of the thermometer to show how it will look when the temperature is 30°C .


THANKSGIVING • READING A THERMOMETER

Circle the letter of the thermometer above that shows the lowest temperature.

Thanksgiving Worksheets

Name _____ Date _____

Instructions: Write a letter to yourself telling what you're most thankful for this Thanksgiving. Take it home to read at Thanksgiving dinner or post the letters in your classroom to create a "Wall of Thanks."



GRADE TWO/THREE • 003

THANKSGIVING • THANKSGIVING STATIONERY

Thanksgiving Worksheets

Name _____ Date _____

Instructions: Fill in the blanks below with the parts of speech named in (parenthesis). Share your story with a friend.

This Thanksgiving I'm going to visit my _____ (noun).
_____ (he/she) lives in _____ (proper noun). I'm very
_____ (adjective) and a little bit _____ (adjective)
to see _____ (him/her), because last Thanksgiving _____ (he/she)
served _____ (noun) for dinner. To make the meal even
more _____ (adjective), _____ (he/she) gave us each a
_____ (noun) after dinner. All the same, I am very thankful
for _____ (proper noun), because _____ (he/she) is such
a thoughtful and considerate _____ (noun).

