




# Tectonic's Rumbling Crossword

www.disasterhero.com



### ACROSS

- 3** Cracks in the earth's crust where earthquakes occur.
- 5** The second of three safety actions you should take when an earthquake occurs.
- 8** Scale used to measure the strength of an earthquake.
- 12** The final of the three safety actions you should take when an earthquake occurs.
- 13** Before an earthquake, learn about what happens and how to be prepared if one occurs.

### DOWN

- 1** Although they may look harmless, you should never go near or touch these when they fall after an earthquake.
- 2** Area of the country where earthquakes are most likely to occur.
- 4** Large destructive wave caused by an earthquake in the ocean.
- 6** Small earthquakes that follow the first earthquake.
- 7** Notice given when a tsunami had not yet been verified but could exist and may be as little as an hour away.
- 9** Notice given when a tsunami may be close to your area. Usually includes predicted arrival times and expected arrival areas.
- 10** The area closest to where the earthquake occurs.
- 11** The first of the three safety actions you should take when an earthquake occurs.





# Tectonic's Rumbling Crossword

www.disasterhero.com



	P		W				F	A	U	L	T	S				
C	O	V	E	R									S		A	
	W		S										U		F	
	E		T						T				N		T	
	R	I	C	H	T	E	R	S	C	A	L	E				
	L		O		S			U		M					R	
	I		A		U			N		I					S	
	N		S		N			A		S					H	
	E		T		A			M							O	
	S				M			I		E					C	
					I			W		P					K	
					W			A		I					S	
					A			T		C						
	D				R			C		E						
	R							H		N						
H	O	L	D	O	N											
	P				I					T						
							B	E	I	N	F	O	R	M	E	D
										G						R

## TECTONIC'S TOOLS

- aftershock
- be informed
- cover
- drop
- epicenter
- faults
- hold on
- power lines
- Richter Scale
- tsunamis
- tsunami warning
- tsunami watch
- West Coast

### ACROSS

- 3 Cracks in the earth's crust where earthquakes occur.
- 5 The second of three safety actions you should take when an earthquake occurs.
- 8 Scale used to measure the strength of an earthquake.
- 12 The final of the three safety actions you should take when an earthquake occurs.
- 13 Before an earthquake, learn about what happens and how to be prepared if one occurs.

### DOWN

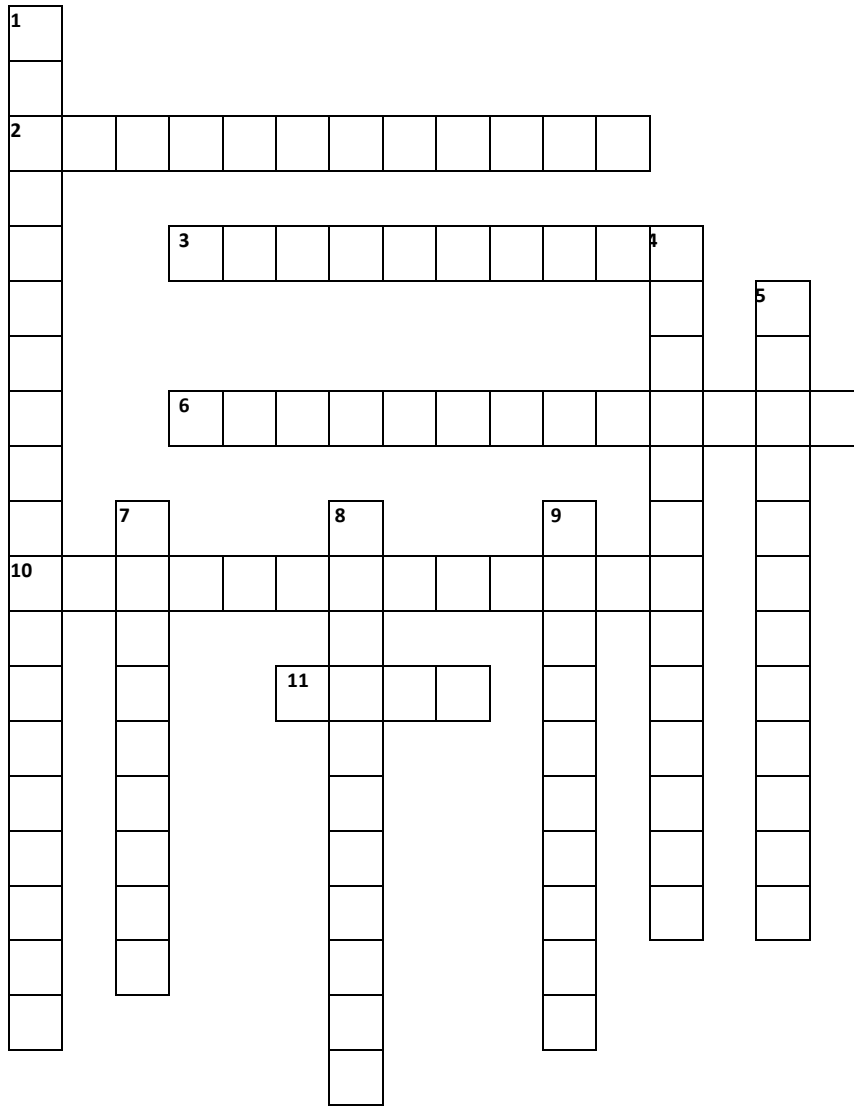
- 1 Although they may look harmless, you should never go near or touch these when they fall after an earthquake.
- 2 Area of the country where earthquakes are most likely to occur.
- 4 Large destructive wave caused by an earthquake in the ocean.
- 6 Small earthquakes that follow the first earthquake.
- 7 Notice given when a tsunami had not yet been verified but could exist and may be as little as an hour away.
- 9 Notice given when a tsunami may be close to your area. Usually includes predicted arrival times and expected arrival areas.
- 10 The area closest to where the earthquake occurs.
- 11 The first of the three safety actions you should take when an earthquake occurs.



# DeLuge's Delightful Crossword



www.disasterhero.com



## ACROSS

- 2 A loud indicator of possible flooding.
- 3 Occurs when a river, stream, or lake overflow its banks rapidly, often without warning.
- 6 Take this with you if you have to leave your house in an emergency.
- 10 Directions specific to you and your family that you follow when a flood or other emergency occurs.
- 11 Do this in a pool, not in flood waters.

## DOWN


- 1 Listen to this for news and directions when the power goes out.
- 4 Only use bottles for this, never flood water.
- 5 Issued to alert you when flooding is about to happen or had already occurred.
- 7 Can be a cause of flooding.
- 8 Can be a cause of flooding when cold areas, such as mountains, warm up quickly.
- 9 Issued to alert you that conditions are favorable for flooding.



# DeLuge's Delightful Crossword



www.disasterhero.com



## DR. DELUGE'S HINTS

- battery powered radio
- drinking water
- emergency plan
- evacuation box
- flash flood
- flood warning
- flood watch
- Heavy rain
- snow melting
- swim
- thunderstorm

### ACROSS

- A loud indicator of possible flooding.
- Occurs when a river, stream, or lake overflow its banks rapidly, often without warning.
- Take this with you if you have to leave your house in an emergency.
- Directions specific to you and your family that you follow when a flood or other emergency occurs.
- Do this in a pool, not in flood waters.


### DOWN

- Listen to this for news and directions when the power goes out.
- Only use bottles for this, never flood water.
- Issued to alert you when flooding is about to happen or had already occurred.
- Can be a cause of flooding.
- Can be a cause of flooding when a cold areas, such as mountains, warm up quickly.
- Issued to alert you that conditions are favorable for flooding.



www.disasterhero.com

# Tempest's Tantalizing Crossword



### ACROSS

- 1 Issued to alert an area of the possibility of a hurricane developing within 36 hours.
- 4 Leaving your current structure to seek safety elsewhere.
- 7 Month hurricane season ends.
- 8 Listen to this to obtain accurate information and directions when the power goes out.
- 10 Document that outlines your family's response to a hurricane.
- 11 Issued to alert an area when sustained winds of at least 74 mph are expected within 24 hours.
- 12 Month hurricane season starts.

### DOWN

- 2 Take this with you whenever you leave your home in an emergency
- 3 Take cover in your current structure.
- 5 The rapid rise of ocean water levels.
- 6 The calm center of a hurricane.
- 9 A hurricane that occurs in the Pacific Ocean.





www.disasterhero.com

# Tempest's Tantalizing Crossword



h	u	r	r	i	c	a	n	e	w	a	r	n	i	n	g															
								v							s															
								a							h															
					e	v	a	c	u	a	t	i	o	n	e															
								u							l															
								a							t															
				s				t					N	o	v	e	m	b	e	r										
				t				t			e																			
				o				i		y										r										
b	a	t	t	e	r	y	p	o	w	e	r	e	d	r	a	d	i	o												
					y			m										n												
					p			S			b							p												
					h			u					f	a	n	i	l	y	p	l	a	n								
					o			r													a									
					o			g									h	u	r	r	i	c	a	n	e	w	a	t	c	h
J	u	n	e					e													e									

### ACROSS

- 1 Issued to alert an area of the possibility of a hurricane developing within 36 hours.
- 4 Leaving your current structure to seek safety elsewhere.
- 7 Month hurricane season ends.
- 8 Listen to this to obtain accurate information and directions when the power goes out.
- 10 Document that outlines your family's response to a hurricane.
- 11 Issued to alert an area when sustained winds of at least 74 mph are expected within 24 hours.
- 12 Month hurricane season starts.

### DOWN

- 2 Take this with you whenever you leave your home in an emergency.
- 3 Take cover in your current structure.
- 5 The rapid rise of ocean water levels.
- 6 The calm center of a hurricane.
- 9 A hurricane that occurs in the Pacific Ocean.








www.disasterhero.com

# Whirlwind's Wacky Words



## ACROSS

- 1 This sound is often used to describe the sound of a tornado.
- 4 Keep these closed in your home when a tornado occurs.
- 5 Made up of Texas, Oklahoma, and Kansas, this is the nickname for the area where tornadoes are most likely to occur.
- 8 Issues to alert you of the possibility of a tornado developing in your area.
- 11 A siren system used to alert you of approaching bad weather.
- 12 Common color of the sky when a tornado occurs.

## DOWN

- 2 Used this to listen for news about the weather and for instructions on what to do before, during, and after a tornado.
- 3 Issued to alert you that a tornado has been sighted in your area.
- 6 Violent wind storms with a twisting, funnel-shaped cloud extending from a thunderstorm to the ground.
- 7 Last month of tornado season.
- 9 First month of tornado season.
- 10 Do not try to outrun a tornado, especially using

