

[www.kidsactivitydownloads.com](http://www.kidsactivitydownloads.com)



**Kids Activity Downloads**

DRAW A LINE FROM THE RIGHT SEED TO MAKE A MATCH



DRAW SOMEONE OR SOMETHING YOU'RE GRATEFUL FOR

# Happy Thanksgiving!

(WRITE YOUR NAME IN THE SPACE ABOVE)


(WRITE YOUR NAME IN THE SPACE ABOVE)



START

END

HELP MICKEY MAKE A FIELD GOAL



CONNECT THE DOTS AND COLOR

HELP GOOFY UNSCRAMBLE THESE JUMBLED WORDS



YAMWOLFER

\_\_\_\_\_

UKIPMNP IEP

\_\_\_\_\_

PYPAH IGTVINHSKNGA

\_\_\_\_\_

PUMPKIN PIE, MAYFLOWER, HAPPY THANKSGIVING

CIRCLE THE WORDS PLUTO IS DREAMING ABOUT

F	A	Z	D	Q	W	L	T	N	A	G
O	A	H	A	P	H	T	J	S	A	N
O	B	M	T	M	A	T	A	T	A	I
D	R	K	I	X	P	A	T	U	Z	V
A	L	R	A	L	P	I	E	F	O	I
N	I	M	A	A	Y	J	A	F	N	G
O	Q	A	A	E	N	Z	K	I	Q	S
L	X	A	K	M	P	E	A	N	H	K
T	E	R	U	A	L	T	U	G	A	N
A	U	T	R	L	O	O	F	E	C	A
T	U	U	Y	R	L	E	A	F	G	H
A	P	A	I	A	J	X	V	V	A	T



FOOD, FAMILY, HAPPY, THANKSGIVING, AUTUMN, PIE, TURKEY, STUFFING, LEAF

Instructions

Print the pages on regular paper or cardstock. You can complete each page separately or bind them together with string to make a book.

**What are  
you thankful for?**

Draw a picture of what you're thankful for.

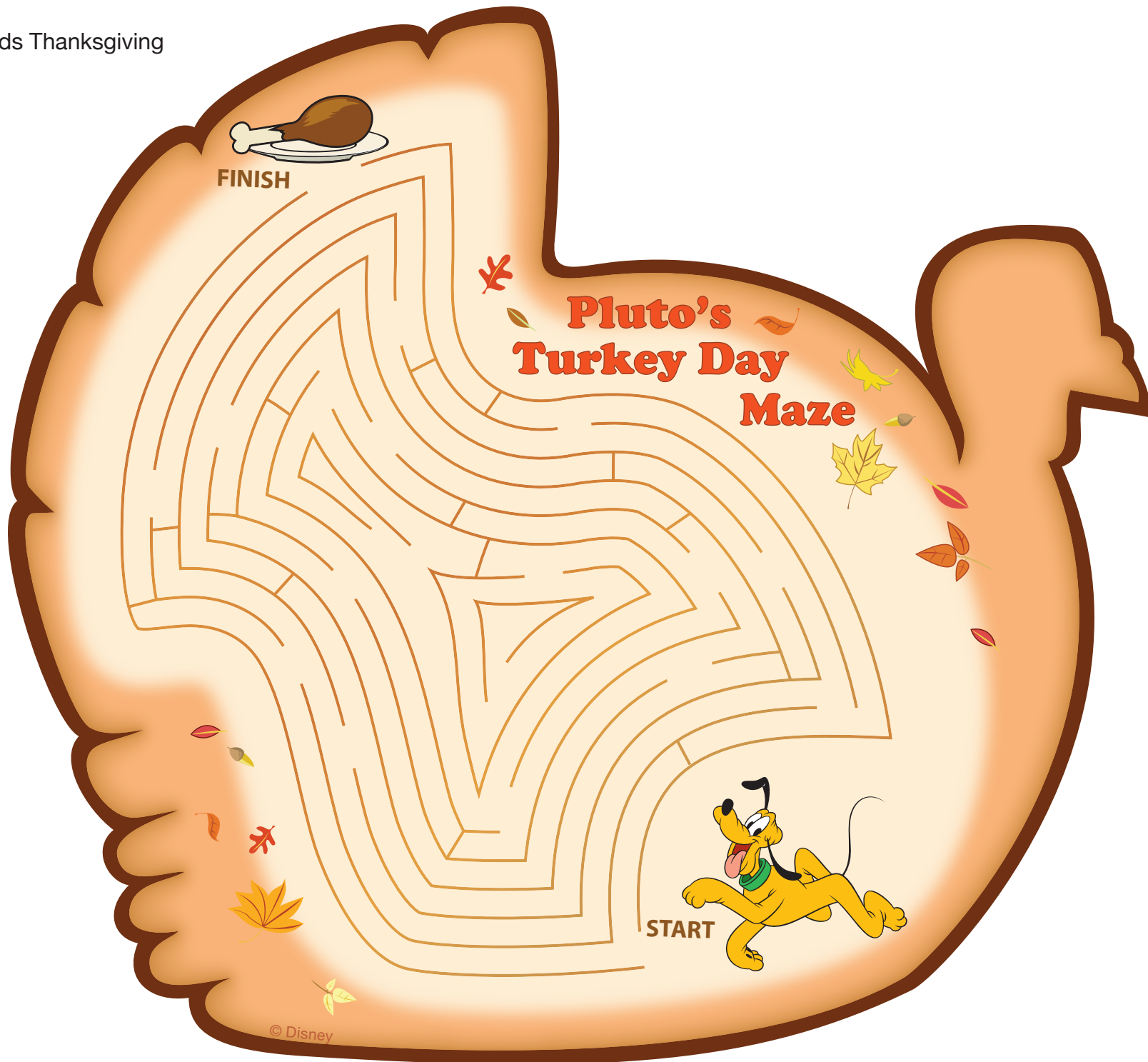


© Disney

# Festive food and friends!



© Disney



© Disney

# HAPPY THANKSGIVING

Make your way through the maze to the pumpkin pie. Then, find your way to the finish.

START



FINISH



What are you thankful for?

---

---

---

---

---

---


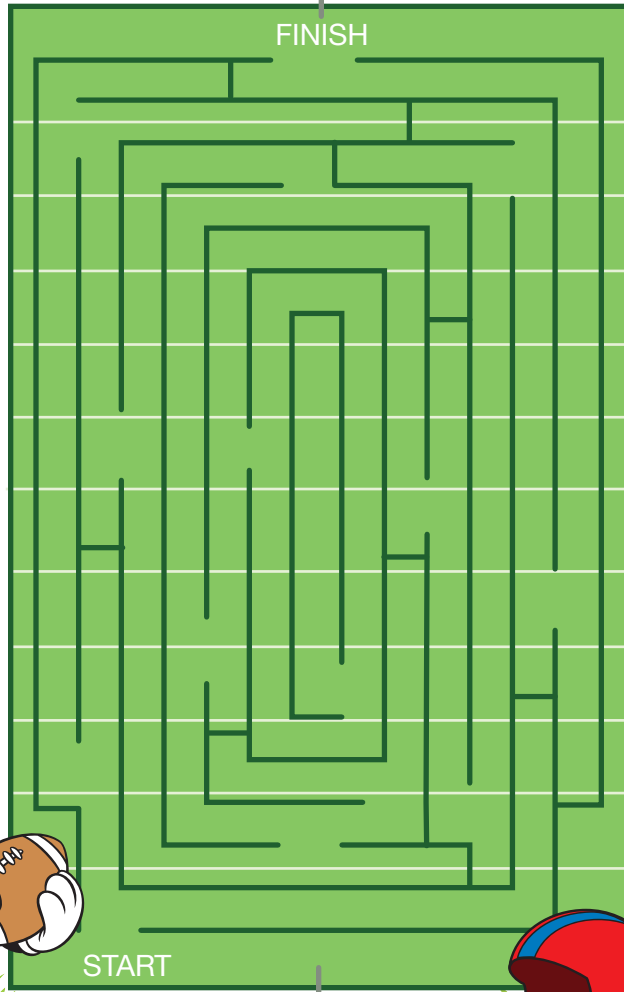


**Mickey and Friends**  
  
**Autumn Activity Book**




## Mickey's Football Maze

Score a touchdown with Mickey by helping him find the end zone.




## Match the Autumn Objects





## Lovely Leaves



Collect your favorite fall leaves, then trace them here and color them in.



## Fall Favorites

Draw your favorite thing about fall.

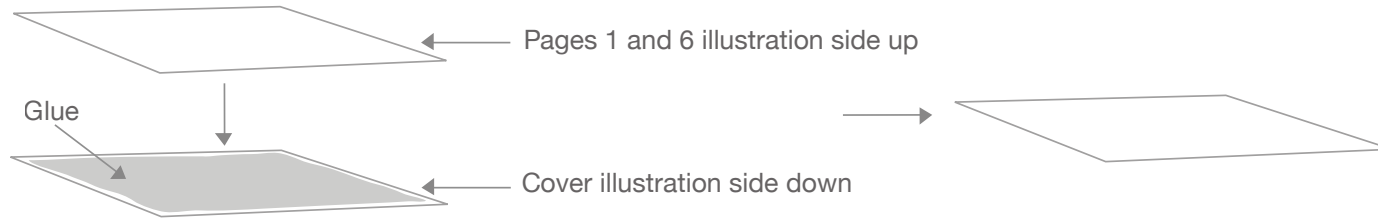
## Festive Fall Coloring Page



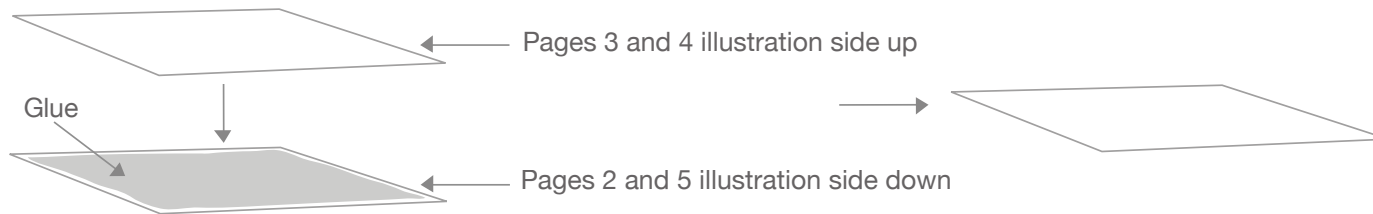
# Mickey and Friends Autumn Activity Book

## Instructions

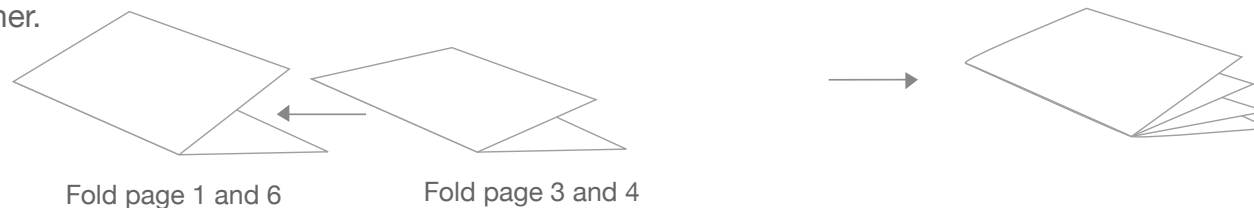
1. Print all pages of the *Mickey and Friends Autumn Activity Book* and cut them out.
2. Place the cover, illustration side down, on a flat working surface. Spread wrinkle-free glue over the entire back of the cover. Now, place pages 1 and 6 (with the illustration side up) directly on top of the glue so that the edges line up. Smooth out any wrinkles.



3. Place pages 2 and 5 (with illustration side down) and cover the back with glue. Place pages 3 and 4 (with illustration side up) directly on top of the glued surface, lining up the edges and smoothing out the wrinkles.

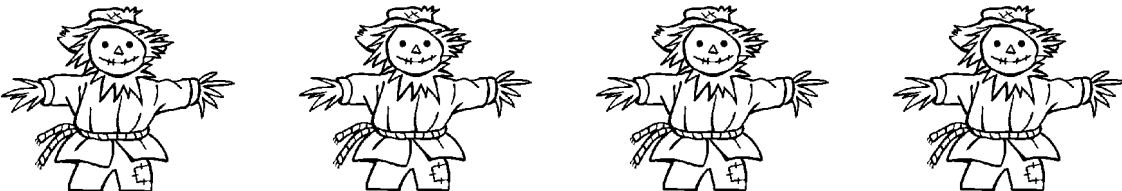





4. After the glue has dried, fold all pages in half. Place pages 3 and 4 inside 1 and 6 to complete your book. Staple the spine of the book to hold it all together.



# Thanksgiving Worksheets

Name \_\_\_\_\_ Date \_\_\_\_\_




PREK/K • 001

THANKSGIVING • COUNTING FUN

**Instructions:** Have students count the seasonal items in each row and write the correct number in the space provided. When they're done, have them color the objects.

# Thanksgiving Worksheets

Name \_\_\_\_\_ Date \_\_\_\_\_



1. Color the pumpkin orange.
2. Color the corn yellow.
3. Color the pie red.

4. Color the turkey brown.
5. Color the child any way you like.

**Instructions:** Read students the directions for items 1-5. Give students time to complete each direction before you move on to the next one. Continue until the picture is complete.

# Thanksgiving Worksheets

Name \_\_\_\_\_

Date \_\_\_\_\_

corn

pie

cook


thanks

turkey

gravy

feast

fall





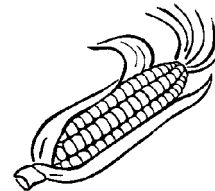
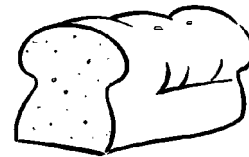


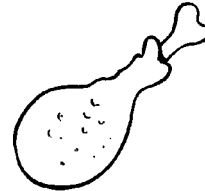

**Instructions:** Read each of the words out loud, then have students read them with you.

Have students print each Thanksgiving word in the space provided above.

# Thanksgiving Worksheets

Name \_\_\_\_\_

Date \_\_\_\_\_



PREK/K • 004

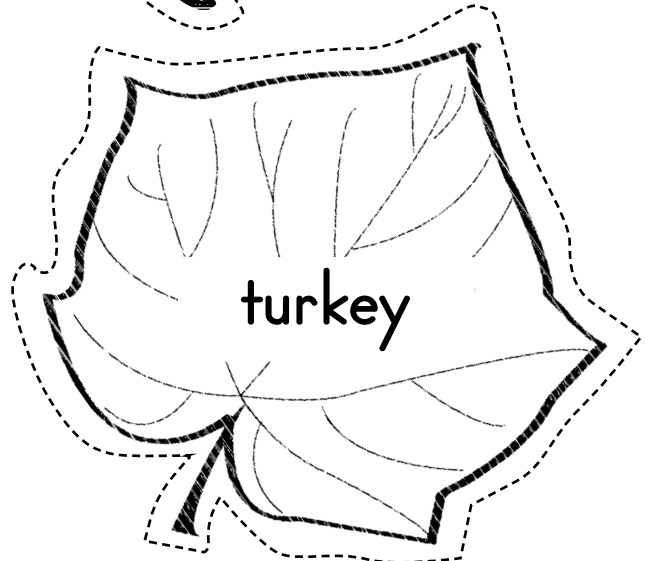



THANKSGIVING • VISUAL DISCRIMINATION

**Instructions:** Have students draw lines to match the food source with the food that might end up as part of their Thanksgiving feast.

# Thanksgiving Worksheets

Name \_\_\_\_\_

Date \_\_\_\_\_



**Instructions:** Color and cut out the fall leaves above. On another sheet of paper, use a glue stick to paste the leaves in alphabetical order.



# Thanksgiving Worksheets

Name \_\_\_\_\_ Date \_\_\_\_\_

I G R A V Y O  
F T H A N K S  
F E H C O R N  
E F A M I L Y  
A S N U P I E  
S L K F A L L  
T C O O K N O

GRADE ONE • 002


THANKSGIVING • WORD SEARCH

- |       |      |        |       |
|-------|------|--------|-------|
| cook  | corn | family | pie   |
| feast | fall | thanks | gravy |

**Instructions:** Find the Thanksgiving words hidden in the puzzle above.

# Thanksgiving Worksheets

Name \_\_\_\_\_ Date \_\_\_\_\_



GRADE ONE • 003

THANKSGIVING • MAKE-A-FEAST

**Instructions:** What will your Thanksgiving dinner look like? Draw your feast above.

# Thanksgiving Worksheets

Name \_\_\_\_\_ Date \_\_\_\_\_

**Directions:** Each Thanksgiving word is missing a letter. Write the correct letter in the circle to complete the word. Unscramble the letters in the circles to answer the Thanksgiving riddle below.

co○n

○ovember

p○mpkin

pie○

p○rade

○hursday


f○ast

h○rvest

○eaves

What can you never eat for Thanksgiving dinner?

b \_ \_ \_ kf \_ \_ \_ or \_ \_ \_ ch

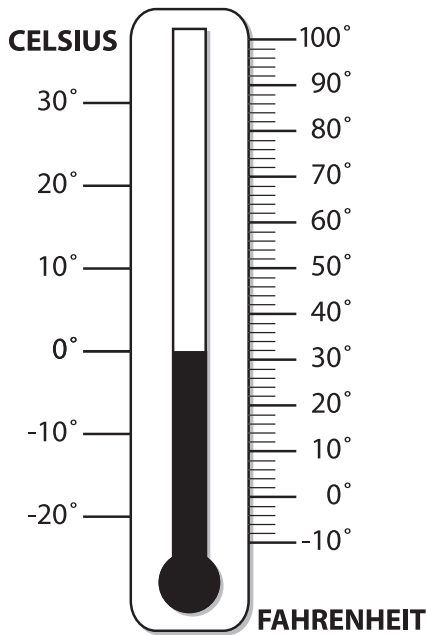


# Thanksgiving Worksheets

Name \_\_\_\_\_ Date \_\_\_\_\_

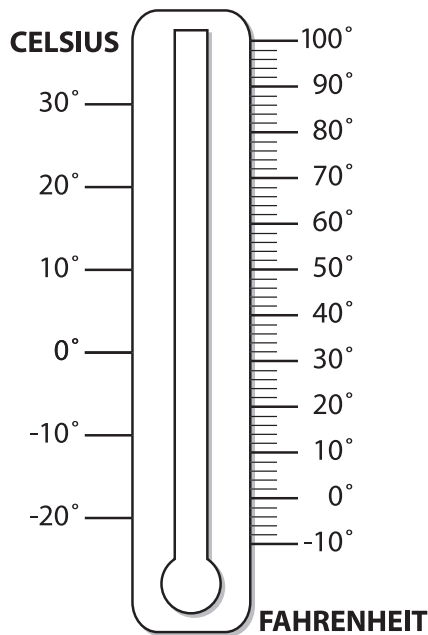
As winter approaches, the days begin to cool as the temperature drops. You can measure temperature changes on a **thermometer**. Temperature is measured in both celsius and Fahrenheit. With just a little practice, it's easy to read both.

GRADE TWO/THREE • 002



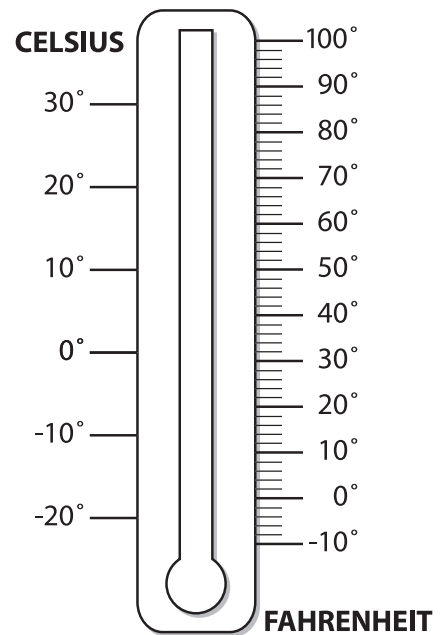
**A**

Puddles will start freezing when the temperature falls to  $0^{\circ}\text{C}$  (celsius). What is the temperature reading on the Fahrenheit scale when puddles start to freeze? \_\_\_\_\_



**B**

Fill in the center of the thermometer to show how it will look when it's  $40^{\circ}\text{F}$  outside.



**C**

Fill in the center of the thermometer to show how it will look when the temperature is  $30^{\circ}\text{C}$ .

THANKSGIVING • READING A THERMOMETER

Circle the letter of the thermometer above that shows the lowest temperature.





# Thanksgiving Worksheets

Name \_\_\_\_\_ Date \_\_\_\_\_

**Instructions:** Fill in the blanks below with the parts of speech named in (parenthesis). Share your story with a friend.

This Thanksgiving I'm going to visit my \_\_\_\_\_ (noun).  
\_\_\_\_\_ (he/she) lives in \_\_\_\_\_ (proper noun). I'm very  
\_\_\_\_\_ (adjective) and a little bit \_\_\_\_\_ (adjective)  
to see \_\_\_\_\_ (him/her), because last Thanksgiving \_\_\_\_\_ (he/she)  
served \_\_\_\_\_ (noun) for dinner. To make the meal even  
more \_\_\_\_\_ (adjective), \_\_\_\_\_ (he/she) gave us each a  
\_\_\_\_\_ (noun) after dinner. All the same, I am very thankful  
for \_\_\_\_\_ (proper noun), because \_\_\_\_\_ (he/she) is such  
a thoughtful and considerate \_\_\_\_\_ (noun).




# Thanksgiving Fun

## mini packet

Please note that some of the worksheets in this packet are presented in color and black and white format. **When printing, please select only the pages you wish to print to avoid duplication.**

# Timmy Turkey

a color by letter activity



Color the letter **T** brown.  
Color the letter **U** orange.  
Color the letter **R** yellow.

Color the letter **K** green.  
Color the letter **E** purple.  
Color the letter **Y** red.




# Thanksgiving Alphabet Cards

Cards are available in black and white or color

Before you begin, please print all three sheets of turkey alphabet cards, then cut the cards out on the dotted lines.


Games to play with your *Thanksgiving Alphabet Cards*.

1. Shuffle the cards and let your child lay them face up in alphabetical order.
2. Lay all of the cards out in alphabetical order. Remove one card and see if your child can tell which card is missing.
3. Have your child think of words that begin with each letter of each card.
4. Give each turkey or pilgrim a name that begins with their special letter. (for example, card A could be Andy or Angela)
5. Put all of the cards face down in a pile and take turns picking cards. Whoever picks the *Happy Thanksgiving* card first is the winner. If someone spells **Turkey** with the cards they picked BEFORE the *Happy Thanksgiving* card is drawn – they shout **TURKEY** and are the winner.
6. It's also fun to color the black and white **Thanksgiving Alphabet Cards!**



**A**

**a**



**B**

**b**



**C**

**c**



**D**

**d**



**E**

**e**




**F**

**f**




**G**

**g**



**H**

**h**




**I**


**i**



J j



K k



L l



M m




N n




O o




P p



Q q




R r




S

s



T

t



U

u



V

v



W

w




X

x




Y

y




Z

z




Happy  
Thanksgiving



A

a



B

b



C

c



D

d



E

e



F

f




G

g




H

h




I

i



J j



K k



L l



M m



N n




O o




P p



Q q




R r



S

s



T

t



U

u



V

v



W

w



X

x



Y

y



Z

z



Happy  
Thanksgiving

# An Alphabetical Thanksgiving

Write the words on each turkey in alphabetical order.



1. \_\_\_\_\_
2. \_\_\_\_\_
3. \_\_\_\_\_
4. \_\_\_\_\_
5. \_\_\_\_\_
6. \_\_\_\_\_
7. \_\_\_\_\_
8. \_\_\_\_\_
9. \_\_\_\_\_
10. \_\_\_\_\_



1. \_\_\_\_\_
2. \_\_\_\_\_
3. \_\_\_\_\_
4. \_\_\_\_\_
5. \_\_\_\_\_
6. \_\_\_\_\_
7. \_\_\_\_\_
8. \_\_\_\_\_
9. \_\_\_\_\_
10. \_\_\_\_\_



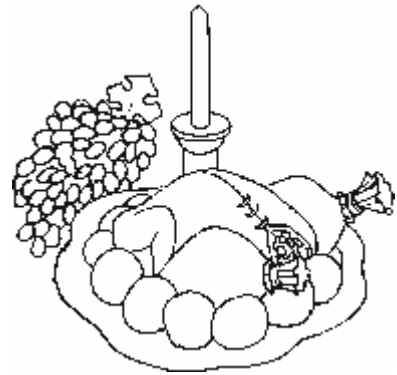
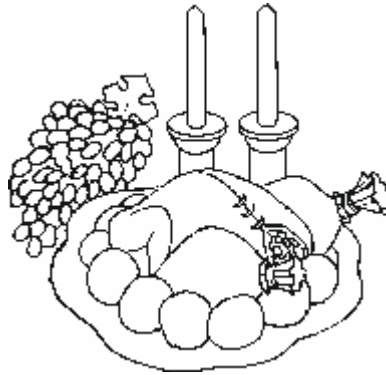
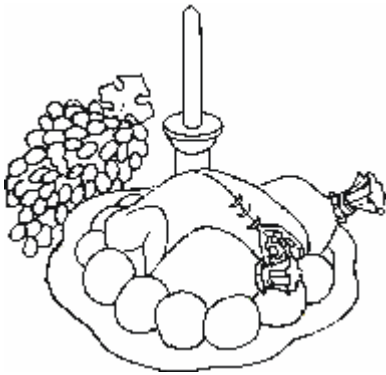


Which picture is different?

Name \_\_\_\_\_




# Which Picture is Different?

Color the picture that is different.



# Which Picture is Different?

Circle the picture that is different.





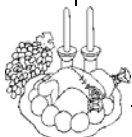


# Thanksgiving Words

Choose a word from the word box that has the closest meaning to each definition and write the word on the line.

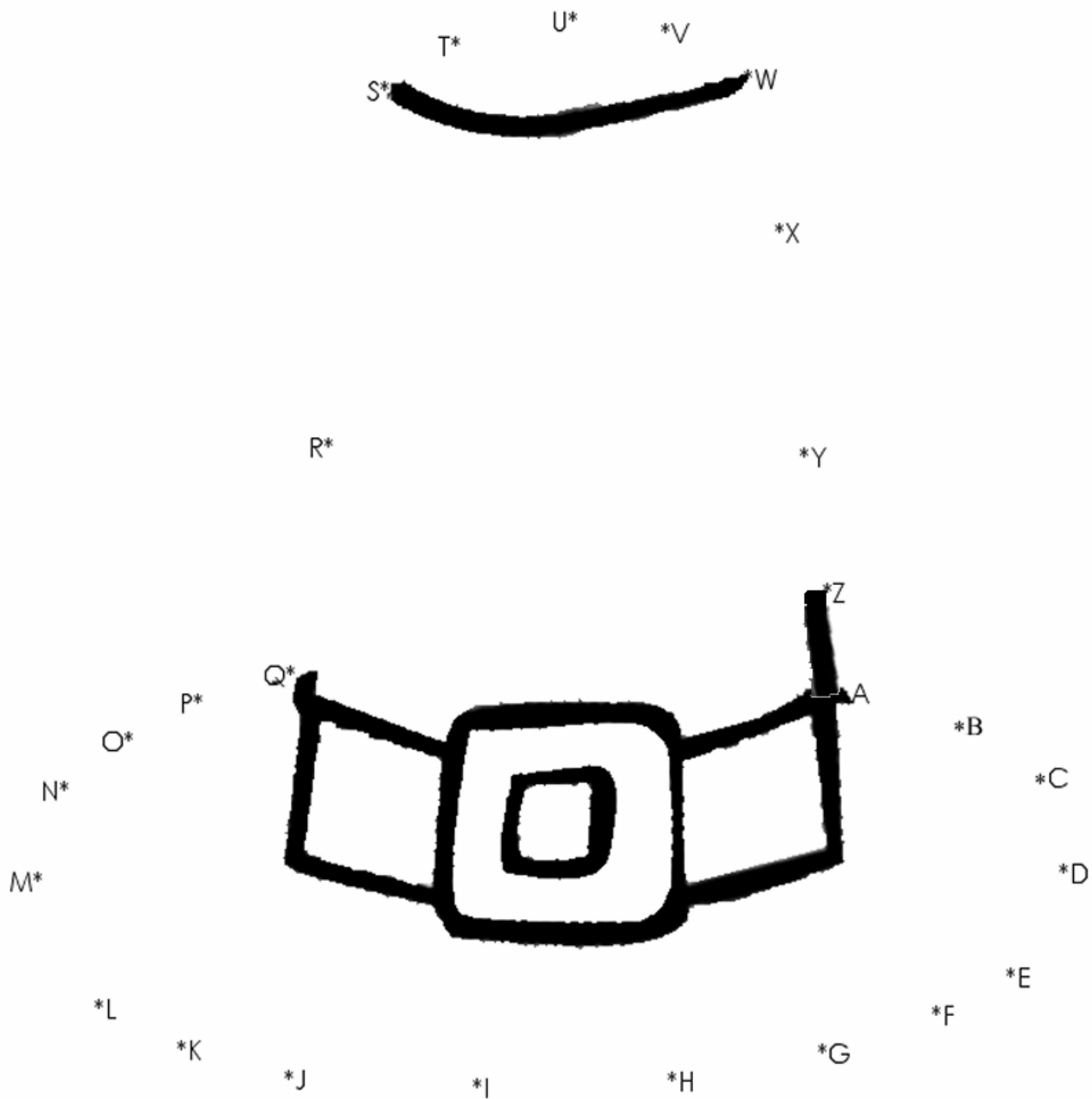
1. the month that comes after October. \_\_\_\_\_
2. a group of people who are related to each other. \_\_\_\_\_
3. a mixture with bread crumbs that is baked inside a turkey. \_\_\_\_\_
4. sour, red berry many people eat on Thanksgiving. \_\_\_\_\_
5. grateful. \_\_\_\_\_
6. to chew and swallow. \_\_\_\_\_
7. the season between summer and winter. \_\_\_\_\_
8. edible root. \_\_\_\_\_
9. a day when most people do not have to go to work or school. \_\_\_\_\_
10. to slice meat. \_\_\_\_\_
11. a large bird. \_\_\_\_\_
12. main meal of the day. \_\_\_\_\_
13. grain with ears. \_\_\_\_\_
14. a large orange fruit. \_\_\_\_\_
15. to cook in the oven. \_\_\_\_\_
16. to gather a crop in when it is ripe. \_\_\_\_\_
17. a large meal for lots of people. \_\_\_\_\_
18. a procession in honor of a special event or holiday. \_\_\_\_\_
19. a U.S. holiday observed on the 4<sup>th</sup> Thursday of November. \_\_\_\_\_
20. a warm feeling between friends. \_\_\_\_\_

autumn	pumpkin	Thanksgiving	holiday
feast	corn	cranberry	eat
thankful	family	friendship	harvest
November	dinner	bake	parade
stuffing	carve	turkey	yam



# Thanksgiving Dot-to-Dot

Draw line from each letter to the next beginning with letter A then color the picture.





# An Alphabetical Thanksgiving

Write the words on each turkey in alphabetical order.



1. autumn
2. corn
3. family
4. gobble
5. harvest
6. Indian
7. November
8. pumpkin
9. turkey
10. yam



1. acorn
2. bake
3. cranberry
4. feast
5. gravy
6. holiday
7. pie
8. stuffing
9. Thanksgiving
10. vegetable




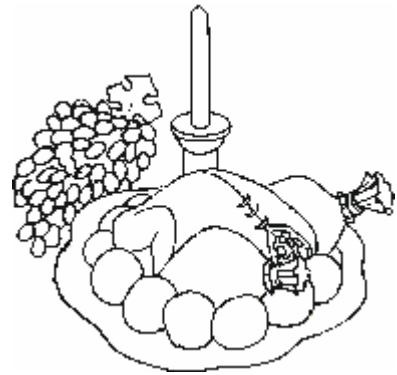

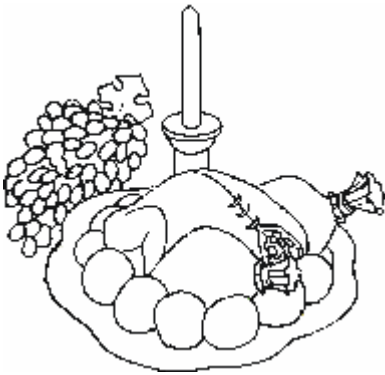




Which picture is different answer key for color or black and white worksheet.

# Which Picture is Different?

Color the picture that is different or circle the picture for color worksheet.

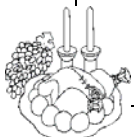


# Thanksgiving Words

Choose a word from the word box that has the closest meaning to each definition and write the word on the line.

1. the month that comes after October.
2. a group of people who are related to each other
3. a mixture with bread crumbs that is baked inside a turkey
4. sour, red berry many people eat on Thanksgiving
5. grateful
6. to chew and swallow
7. the season between summer and winter
8. edible root
9. a day when most people do not have to go to work or school
10. to slice meat
11. a large bird
12. main meal of the day
13. grain with ears
14. a large orange fruit
15. to cook in the oven
16. to gather a crop in when it is ripe
17. a large meal for lots of people
18. a procession in honor of a special event or holiday
19. a U.S. holiday observed on the 4<sup>th</sup> Thursday of November
20. a warm feeling between friends

- November** \_\_\_\_\_
- family** \_\_\_\_\_
- stuffing** \_\_\_\_\_
- cranberry** \_\_\_\_\_
- thankful** \_\_\_\_\_
- eat** \_\_\_\_\_
- autumn** \_\_\_\_\_
- yam** \_\_\_\_\_
- holiday** \_\_\_\_\_
- carve** \_\_\_\_\_
- turkey** \_\_\_\_\_
- dinner** \_\_\_\_\_
- corn** \_\_\_\_\_
- pumpkin** \_\_\_\_\_
- bake** \_\_\_\_\_
- harvest** \_\_\_\_\_
- feast** \_\_\_\_\_
- parade** \_\_\_\_\_
- Thanksgiving** \_\_\_\_\_
- friendship** \_\_\_\_\_



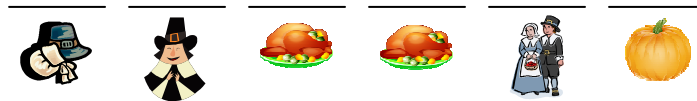
autumn	pumpkin	Thanksgiving	holiday
feast	corn	cranberry	eat
thankful	family	friendship	harvest
November	dinner	bake	parade
stuffing	carve	turkey	yam















Name \_\_\_\_\_

# Thanksgiving Secret Message Puzzle


Decode and solve the secret Thanksgiving message. Fill in the blanks with the letter that matches each picture from the box at the bottom of the page.



 = U	 = K	 = E	 = A
 = B	 = L	 = R	 = T
 = Y	 = G	 = S	 = O

# Thanksgiving Word Search

Circle each of the following words in the Thanksgiving puzzle below.  
Words may be horizontal, vertical, forward, backward, or diagonal.



Thanksgiving	autumn	celebration
colony	Plymouth	pumpkin
cornucopia	harvest	November
turkey	grateful	squash
pilgrim	corn	feast

**Bonus activity:** Alphabetize the words from the puzzle

- |          |           |           |
|----------|-----------|-----------|
| 1. _____ | 6. _____  | 11. _____ |
| 2. _____ | 7. _____  | 12. _____ |
| 3. _____ | 8. _____  | 13. _____ |
| 4. _____ | 9. _____  | 14. _____ |
| 5. _____ | 10. _____ | 15. _____ |

pilgrim axort teohrafpnw  
ghoxzavafbzesuleexlbieg  
udantjmcclmswbdredyshkdv  
xhqupquietarqmrkuvupks  
lipixplffifuquwedcclpmdc  
uhgtvjysmibqchuvvclpaca  
thanksgivingthvfbqsaum  
caiyicztbaggchixclnsigxo  
detbzhsbshrodffyqondceuv  
hwlagewvsfpveyxlrndpqoe  
uwvavambpcicqqjbcfvzqm  
ngarfealnudmiqvwenkxab  
zgarigbajicisxcgwdlege  
fhccmyanvvggoesuedcorn  
tnzfffwvtgdkpujehmsefyta  
asvkoikoiniilyihtsaerncz  
kiaailtdilcbbaspbhzakgus  
egeemfbanqnpnmutsa

autumn  
celebration  
colony  
corn  
cornucopia

feast  
grateful  
harvest  
November  
pilgrim


Plymouth  
pumpkin  
squash  
Thanksgiving  
turkey

HAPPY  
THANKS  
GIVING









Happy Thanksgiving







HAPPY


Thanks Giving






# HAPPY THANKSGIVING








Color by numbers

Happy  
Thanksgiving!

3



1. Brown 2. Red 3. Yellow 4. White 5. Orange 6. Green 7. Black